

### Scooters 4, 4e, 10, Auto & Prod.

### Qualifying Practice (Saturday) Results

### Document 2

Rnk	No.	Class	Rider	Entry	Laps	Best lap	mph	Spd	In Lap	Gap	Interv.	2nd Best
1	1	Group 4e	Graham Tatton	Lambretta / GP / 200	8	1:51.494	68.60	73.7	8			1:51.555
2	2	Group 4e	Justin Price	Lambretta / GP / 200	8	1:52.104	68.22	74.7	8	0.610	0.610	1:52.158
3	63	Group 4e	David Bristow	Vespa / SS90 / 135	8	1:53.338	67.48	80.5	8	1.844	1.234	1:54.478
4	58	Group Production	Stephen Hamilton	Lambretta / DSC-RB / 200	8	1:55.407	66.27	71.7	8	3.913	2.069	1:55.497
5	98	Group 4	Zack Tingle	Lambretta / / 205	4	1:56.325	65.75	74.7	4	4.831	0.918	1:57.732
6	41	Group 4e	Stuart Day	Lambretta / / 205	4	1:56.662	65.56	70.3	2	5.168	0.337	1:57.884
7	89	Group Production	Ioannis Chitoglou	Vespa / Hornet	7	1:57.021	65.36	68.1	6	5.527	0.359	1:57.552
8	25	Group 4e	Tom Shaw	Lambretta / GP / 186	5	1:57.935	64.85	74.5	5	6.441	0.914	1:58.432
9	28	Group Production	Stephen Wright	Lambretta / DSC-RB / 200	8	1:58.516	64.53	69.0	8	7.022	0.581	1:58.870
10	22	Group Auto	Alexander Vandyke	Gilera / Runner / 125	7	1:58.644	64.46	72.9	4	7.150	0.128	1:59.297
11	78	Group 4e	Barrie Braithwaite	Lambretta / GP / 200	7	2:00.095	63.68	73.7	6	8.601	1.451	2:00.490
12	37	Group 4e	James McNally	Gilera / Runner	7	2:00.709	63.36	73.7	7	9.215	0.614	2:00.765
13	62	Group Production	Stefan Manoli	Vespa / SS90 / 132	7	2:01.769	62.81	69.6	4	10.275	1.060	2:02.860
14	36	Group Production	Nakita McNally	Lambretta /	7	2:02.672	62.35	72.2	3	11.178	0.903	2:03.267
15	34	Group Production	Harry Smith	Vespa / PK / 132	7	2:02.793	62.28	68.7	4	11.299	0.121	2:04.354
16	52	Group 4e	John Woods	Lambretta / / 200	7	2:03.316	62.02	74.2	7	11.822	0.523	2:03.549
17	83	Group 4e	Jeremy Crew	Lambretta / GP / 200	7	2:03.756	61.80	69.1	4	12.262	0.440	2:03.802
18	91	Group Production	Simon Palmer	Lambretta / Wildcat / 200	7	2:03.803	61.78	65.7	5	12.309	0.047	2:04.359
19	68	Group Production	Shaun Nickells	JPS / Lambretta / 200	7	2:04.333	61.51	73.0	5	12.839	0.530	2:04.376
20	19	Group 10	Mark Shirley	Piaggio / Zip / SP Mk2	6	2:04.476	61.44	69.8	6	12.982	0.143	2:04.881
21	50	Group 4e	Philip Hallam	Lambretta / GP / 186	6	2:04.676	61.34	74.6	3	13.182	0.200	2:05.381
22	61	Group Production	Michael Leicester	Vespa / PK / 132	7	2:15.408	56.48	66.1	6	23.914	10.732	2:16.671
23	109	Group 4e	Paul Fitzgerald	Lambretta / GP / 200	6	2:16.062	56.21		5	24.568	0.654	2:20.496
24	88	Group Production	Kieran Kearney	Lambretta / GP / 200	7	2:18.465	55.23	70.1	5	26.971	2.403	2:19.713
25	20	Group Production	Lee Abraham	Lambretta / GP / 200	6	2:22.446	53.69	64.7	6	30.952	3.981	2:23.278

No.109 Paul Fitzgerald : Transponder not fitted or not working


\*\*No 109 - NO TRANSPONDER - FIT TO BE INCLUDED IN FUTURE RESULTS\*\*


Start Time : 26/03 - 11:24:16 / Flag Time : 11:39:17 / End Time : 11:41:17

Best lap : No.1 Graham Tatton

1:51.494 68.60 mph

Weather : Sunny Air : 15°C Track : Dry

Timekeeper 

Timekeeper 

Clerk of Course 

Posting Time : **15:54**

NEMCRC Croft 2022 (GB) 26-27/03/2022

Page 1 / 1

Motor Sport Timing UK

Apex Timing GoRacing 



### Scooters 4, 4e, 10, Auto & Prod.

### Qualifying Practice (Saturday) Analysis

For information purposes. No official / regulatory value

Laps	Lap Time
<b>No.1 Graham Tatton</b>	
1	1:58.555
2	1:51.634
3	1:52.118
4	1:51.555
5	1:58.482
6	2:08.556
7	1:54.741
8	1:51.494

<b>No.2 Justin Price</b>	
1	2:24.436
2	1:54.882
3	1:52.207
4	1:52.368
5	1:53.250
6	1:52.158
7	1:52.352
8	1:52.104

<b>No.19 Mark Shirley</b>	
1	2:13.230
2	2:07.400
3	2:04.881
4	2:07.844
5	2:06.409
6	2:04.476

<b>No.20 Lee Abraham</b>	
1	2:26.974
2	2:24.013
3	2:28.075
4	2:24.057
5	2:23.278
6	2:22.446

<b>No.22 Alexander Vandyke</b>	
1	2:06.284
2	2:02.186
3	2:00.236
4	1:58.644
5	1:59.356
6	1:59.297
7	2:00.516

<b>No.25 Tom Shaw</b>	
1	2:20.274
2	2:00.347
3	1:58.432
4	1:58.899
5	1:57.935

Laps	Lap Time
<b>No.28 Stephen Wright</b>	
1	2:02.269
2	2:00.960
3	1:59.677
4	1:59.676
5	1:59.391
6	1:59.552
7	1:58.870
8	1:58.516

<b>No.34 Harry Smith</b>	
1	2:11.777
2	2:08.162
3	2:05.561
4	2:02.793
5	2:04.354
6	2:04.475
7	2:06.347

<b>No.36 Nakita McNally</b>	
1	2:15.454
2	2:08.445
3	2:02.672
4	2:04.344
5	2:05.889
6	2:03.267
7	2:12.560

<b>No.37 James McNally</b>	
1	2:18.233
2	2:06.413
3	2:01.370
4	2:01.498
5	2:01.749
6	2:00.765
7	2:00.709

<b>No.41 Stuart Day</b>	
1	2:05.258
2	1:56.662
3	1:58.117
4	1:57.884

<b>No.50 Philip Hallam</b>	
1	2:05.381
2	2:05.611
3	2:04.676
4	2:06.367
5	2:08.163
6	2:06.459

Laps	Lap Time
<b>No.52 John Woods</b>	
1	2:13.651
2	2:06.490
3	2:04.458
4	2:05.610
5	2:07.936
6	2:03.549
7	2:03.316

<b>No.58 Stephen Hamilton</b>	
1	2:00.409
2	1:58.638
3	1:58.557
4	1:58.446
5	1:57.642
6	1:56.285
7	1:55.497
8	1:55.407

<b>No.61 Michael Leicester</b>	
1	2:19.089
2	2:21.008
3	2:21.458
4	2:18.756
5	2:16.671
6	2:15.408
7	2:17.777

<b>No.62 Stefan Manoli</b>	
1	2:13.263
2	2:04.383
3	2:04.762
4	2:01.769
5	2:04.943
6	2:02.860
7	3:35.651

<b>No.63 David Bristow</b>	
1	2:04.238
2	1:56.610
3	1:54.478
4	1:54.734
5	1:54.658
6	1:55.966
7	1:55.133
8	1:53.338

<b>No.68 Shaun Nickells</b>	
1	2:13.080
2	2:08.246
3	2:07.090



### Scooters 4, 4e, 10, Auto & Prod.

### Qualifying Practice (Saturday) Analysis

For information purposes. No official / regulatory value

Laps	Lap Time
4	2:04.536
5	2:04.333
6	2:04.376
7	2:04.981
<b>No.78 Barrie Braithwaite</b>	
1	2:21.327
2	2:12.570
3	2:06.901
4	2:02.941
5	2:01.815
6	2:00.095
7	2:00.490
<b>No.83 Jeremy Crew</b>	
1	2:12.503
2	2:08.033
3	2:03.823
4	2:03.756
5	2:04.727
6	2:03.802
7	2:05.208
<b>No.88 Kieran Kearney</b>	
1	2:25.292
2	2:23.738
3	2:22.234
4	2:21.059
5	2:18.465
6	2:19.713
7	2:23.040
<b>No.89 Ioannis Chitoglou</b>	
1	2:24.661
2	1:58.707
3	1:57.552
4	1:58.026
5	1:58.187
6	1:57.021
7	1:58.355
<b>No.91 Simon Palmer</b>	
1	2:07.971
2	2:05.849
3	2:04.633
4	2:04.359
5	2:03.803
6	2:05.233
7	2:05.715
<b>No.98 Zack Tingle</b>	
1	7:21.823

Laps	Lap Time
2	1:59.726
3	1:57.732
4	1:56.325
<b>No.109 Paul Fitzgerald</b>	
1	2:25.905
2	2:22.988
3	2:23.550
4	2:20.496
5	2:16.062
6	2:21.426





### Scooters 4, 4e, 10, Auto & Prod.

Race 7 (Saturday)  
Results 5 Laps = 17.095 km

Document 4

Rnk	No.	Class	Rnk	Rider	Entry	Laps	Time	mph	Gap	Interv.	Best lap	mph	Spd	In Lap	2nd Best
1	1	Group 4e	1	<b>Graham Tatton</b>	Lambretta / GP / 200	5	9:23.942	67.81			1:50.954	68.93	73.7	4	1:51.203
2	63	Group 4e	2	<b>David Bristow</b>	Vespa / SS90 / 135	5	9:31.109	66.96	<b>7.167</b>	7.167	1:51.846	68.38	79.8	4	1:52.793
3	2	Group 4e	3	<b>Justin Price</b>	Lambretta / GP / 200	5	9:31.995	66.85	<b>8.053</b>	0.886	1:52.080	68.24	72.5	2	1:52.774
4	98	Group 4	1	<b>Zack Tingle</b>	Lambretta / / 205	5	9:39.399	66.00	<b>15.457</b>	7.404	1:53.808	67.20		4	1:53.891
5	58	Group Production	1	<b>Stephen Hamilton</b>	Lambretta / DSC-RB / 200	5	9:41.430	65.77	<b>17.488</b>	2.031	1:54.366	66.87	72.4	2	1:55.217
6	89	Group Production	2	<b>Ioannis Chitoglou</b>	Vespa / Hornet	5	9:57.544	64.00	<b>33.602</b>	16.114	1:57.008	65.36	66.8	2	1:58.125
7	28	Group Production	3	<b>Stephen Wright</b>	Lambretta / DSC-RB / 200	5	10:03.581	63.36	<b>39.639</b>	6.037	1:58.672	64.45	68.3	5	1:59.221
8	22	Group Auto	1	<b>Alexander Vandyke</b>	Gilera / Runner / 125	5	10:06.223	63.08	<b>42.281</b>	2.642	1:58.141	64.74	72.5	4	1:59.816
9	78	Group 4e	4	<b>Barrie Braithwaite</b>	Lambretta / GP / 200	5	10:07.063	62.99	<b>43.121</b>	0.840	1:58.406	64.59	75.0	4	1:58.861
10	41	Group 4e	5	<b>Stuart Day</b>	Lambretta / / 205	5	10:08.229	62.87	<b>44.287</b>	1.166	1:58.727	64.42	69.0	4	2:00.022
11	36	Group Production	4	<b>Nakita McNally</b>	Lambretta /	5	10:20.335	61.64	<b>56.393</b>	12.106	2:00.847	63.29		2	2:01.050
12	37	Group 4e	6	<b>James McNally</b>	Gilera / Runner	5	10:20.803	61.60	<b>56.861</b>	0.468	2:00.967	63.22	73.3	5	2:01.253
13	19	Group 10	1	<b>Mark Shirley</b>	Piaggio / Zip / SP Mk2	5	10:20.835	61.60	<b>56.893</b>	0.032	2:00.772	63.33	69.3	5	2:00.989
14	52	Group 4e	7	<b>John Woods</b>	Lambretta / / 200	5	10:35.894	60.14	<b>1:11.952</b>	15.059	2:03.067	62.15	73.5	5	2:03.908
15	91	Group Production	5	<b>Simon Palmer</b>	Lambretta / Wildcat / 200	5	10:36.021	60.12	<b>1:12.079</b>	0.127	2:03.561	61.90	66.1	3	2:04.093
16	68	Group Production	6	<b>Shaun Nickells</b>	JPS / Lambretta / 200	5	10:36.928	60.04	<b>1:12.986</b>	0.907	2:03.711	61.82	72.2	5	2:06.096
17	83	Group 4e	8	<b>Jeremy Crew</b>	Lambretta / GP / 200	5	10:37.856	59.95	<b>1:13.914</b>	0.928	2:03.626	61.86	69.5	3	2:03.930
18	50	Group 4e	9	<b>Philip Hallam</b>	Lambretta / GP / 186	5	10:47.292	59.08	<b>1:23.350</b>	9.436	2:06.413	60.50	74.5	5	2:07.261
19	34	Group Production	7	<b>Harry Smith</b>	Vespa / PK / 132	5	10:49.465	58.88	<b>1:25.523</b>	2.173	2:07.540	59.97	66.6	3	2:07.623
20	61	Group Production	8	<b>Michael Leicester</b>	Vespa / PK / 132	4	9:31.078	53.57	<b>1 Lap</b>	1 Lap	2:19.434	54.85	64.7	4	2:20.182
21	20	Group Production	9	<b>Lee Abraham</b>	Lambretta / GP / 200	4	9:37.713	52.95	<b>1 Lap</b>	6.635	2:21.032	54.23	64.8	4	2:22.099
22	62	Group Production	10	<b>Stefan Manoli</b>	Vespa / SS90 / 132	4	9:42.045	52.56	<b>1 Lap</b>	4.332	2:04.713	61.33	67.6	4	2:07.314

No.98 Zack Tingle : Transponder not fitted or not working

#### Not Classified

25	Group 4e	<b>Tom Shaw</b>	Lambretta / GP / 186	0	3.408	<b>Retired</b>									
88	Group Production	<b>Kieran Kearney</b>	Lambretta / GP / 200	0	7.144	<b>Retired</b>									

Group 4e - Best Lap : No.1 Graham Tatton - 1:50.954 / 92.5% of Race Winner's Speed : 62.72 mph

Group 4 - Best Lap : No.98 Zack Tingle - 1:53.808 / 92.5% of Race Winner's Speed : 61.05 mph

Group Production - Best Lap : No.58 Stephen Hamilton - 1:54.366 / 92.5% of Race Winner's Speed : 60.84 mph

Group Auto - Best Lap : No.22 Alexander Vandyke - 1:58.141 / 92.5% of Race Winner's Speed : 58.35 mph

Group 10 - Best Lap : No.19 Mark Shirley - 2:00.772 / 92.5% of Race Winner's Speed : 56.98 mph

\*\*No 98 - NO TRANSPONDER - FIT TO BE INCLUDED IN FUTURE RESULTS\*\*

Leaders : No.1 Graham Tatton (1-5)

Start Time : 26/03 - 14:51:57 / Flag Time : 15:01:21 / End Time : 15:02:46

Best lap : No.1 Graham Tatton 1:50.954 68.93 mph

Weather : Sunny Air : 15°C Track : Dry

Previous Event Record : No.1 Graham Tatton 1:51.494 68.60 mph





# NEMCRC

## Croft Circuit



### Scooters 4, 4e, 10, Auto & Prod.

**Race 7 (Saturday)**  
**Results 5 Laps = 17.095 km**

**Document 4**

Rnk	No.	Class	Rnk	Rider	Entry	Laps	Time	mph	Gap	Interv.	Best lap	mph	Spd	In Lap	2nd Best
<b>Group 10</b>															
1	=	19	Group 10	1	Mark Shirley	Piaggio / Zip / SP Mk2	5	10:20.835	61.60		2:00.772	63.33	69.3	5	2:00.989

Group 10 - Best Lap : No.19 Mark Shirley - 2:00.772 / 92.5% of Race Winner's Speed : 56.98 mph

<b>Group 4</b>															
1	=	98	Group 4	1	Zack Tingle	Lambretta / / 205	5	9:39.399	66.00		1:53.808	67.20		4	1:53.891

No.98 Zack Tingle : Transponder not fitted or not working

Group 4 - Best Lap : No.98 Zack Tingle - 1:53.808 / 92.5% of Race Winner's Speed : 61.05 mph

<b>Group 4e</b>															
1	=	1	Group 4e	1	Graham Tatton	Lambretta / GP / 200	5	9:23.942	67.81		1:50.954	68.93	73.7	4	1:51.203
2	▲1	63	Group 4e	2	David Bristow	Vespa / SS90 / 135	5	9:31.109	66.96	7.167	1:51.846	68.38	79.8	4	1:52.793
3	▼1	2	Group 4e	3	Justin Price	Lambretta / GP / 200	5	9:31.995	66.85	8.053	1:52.080	68.24	72.5	2	1:52.774
4	▲2	78	Group 4e	4	Barrie Braithwaite	Lambretta / GP / 200	5	10:07.063	62.99	43.121	1:58.406	64.59	75.0	4	1:58.861
5	▼1	41	Group 4e	5	Stuart Day	Lambretta / / 205	5	10:08.229	62.87	44.287	1:58.727	64.42	69.0	4	2:00.022
6	▲1	37	Group 4e	6	James McNally	Gilera / Runner	5	10:20.803	61.60	56.861	2:00.967	63.22	73.3	5	2:01.253
7	▲1	52	Group 4e	7	John Woods	Lambretta / / 200	5	10:35.894	60.14	1:11.952	2:03.067	62.15	73.5	5	2:03.908
8	▲1	83	Group 4e	8	Jeremy Crew	Lambretta / GP / 200	5	10:37.856	59.95	1:13.914	2:03.626	61.86	69.5	3	2:03.930
9	▲1	50	Group 4e	9	Philip Hallam	Lambretta / GP / 186	5	10:47.292	59.08	1:23.350	2:06.413	60.50	74.5	5	2:07.261

**Not Classified**

		25	Group 4e		Tom Shaw	Lambretta / GP / 186	0	3.408		Retired					
--	--	----	----------	--	----------	----------------------	---	-------	--	---------	--	--	--	--	--

Group 4e - Best Lap : No.1 Graham Tatton - 1:50.954 / 92.5% of Race Winner's Speed : 62.72 mph

<b>Group Auto</b>															
1	=	22	Group Auto	1	Alexander Vandyke	Gilera / Runner / 125	5	10:06.223	63.08		1:58.141	64.74	72.5	4	1:59.816

Group Auto - Best Lap : No.22 Alexander Vandyke - 1:58.141 / 92.5% of Race Winner's Speed : 58.35 mph

<b>Group Production</b>															
1	=	58	Group Production	1	Stephen Hamilton	Lambretta / DSC-RB / 200	5	9:41.430	65.77		1:54.366	66.87	72.4	2	1:55.217
2	=	89	Group Production	2	Ioannis Chitoglou	Vespa / Hornet	5	9:57.544	64.00	16.114	1:57.008	65.36	66.8	2	1:58.125
3	=	28	Group Production	3	Stephen Wright	Lambretta / DSC-RB / 200	5	10:03.581	63.36	22.151	1:58.672	64.45	68.3	5	1:59.221
4	▲1	36	Group Production	4	Nakita McNally	Lambretta /	5	10:20.335	61.64	38.905	2:00.847	63.29		2	2:01.050
5	▲2	91	Group Production	5	Simon Palmer	Lambretta / Wildcat / 200	5	10:36.021	60.12	54.591	2:03.561	61.90	66.1	3	2:04.093
6	▲2	68	Group Production	6	Shaun Nickells	JPS / Lambretta / 200	5	10:36.928	60.04	55.498	2:03.711	61.82	72.2	5	2:06.096
7	▼1	34	Group Production	7	Harry Smith	Vespa / PK / 132	5	10:49.465	58.88	1:08.035	2:07.540	59.97	66.6	3	2:07.623
8	▲1	61	Group Production	8	Michael Leicester	Vespa / PK / 132	4	9:31.078	53.57	1 Lap	2:19.434	54.85	64.7	4	2:20.182
9	▲2	20	Group Production	9	Lee Abraham	Lambretta / GP / 200	4	9:37.713	52.95	1 Lap	2:21.032	54.23	64.8	4	2:22.099
10	▼6	62	Group Production	10	Stefan Manoli	Vespa / SS90 / 132	4	9:42.045	52.56	1 Lap	2:04.713	61.33	67.6	4	2:07.314

**Not Classified**

		88	Group Production		Kieran Kearney	Lambretta / GP / 200	0	7.144		Retired					
--	--	----	------------------	--	----------------	----------------------	---	-------	--	---------	--	--	--	--	--

Group Production - Best Lap : No.58 Stephen Hamilton - 1:54.366 / 92.5% of Race Winner's Speed : 60.84 mph

\*\*No 98 - NO TRANSPONDER - FIT TO BE INCLUDED IN FUTURE RESULTS\*\*

Leaders : No.1 Graham Tatton (1-5)

Start Time : 26/03 - 14:51:57 / Flag Time : 15:01:21 / End Time : 15:02:46

Best lap : No.1 Graham Tatton 1:50.954 68.93 mph

Weather : Sunny Air : 15°C Track : Dry

Previous Event Record : No.1 Graham Tatton 1:51.494 68.60 mph

Timekeeper		Timekeeper		Clerk of Course		Posting Time :	<b>15:54</b>
------------	--	------------	--	-----------------	--	----------------	--------------

NEMCRC Croft 2022 (GB) 26-27/03/2022





# NEMCRC

## Croft Circuit



### Scooters 4, 4e, 10, Auto & Prod.

### Race 7 (Saturday) Lap Chart

For information purposes. No official / regulatory value

	1	2	3	4	5	6	7	8	9	10	11	12	13	14	15	16	17	18	19	20	21	22	23	24	25	26
<b>Grid</b>	1	2	63	58	98	41	89	25	28	22	78	37	62	36	34	52	83	91	68	19	50	61	<del>109</del>	88	20	<del>77</del>
<b>Start</b>	1	2	98	63	58	89	41	<del>25</del>	28	22	78	37	34	36	52	91	83	68	19	50	61	<del>86</del>	20	62		
<b>Lap 1</b> <small>Interval</small>	1	63 0.9	2 1.0	58 0.8	98 1.6	89 1.5	78 2.8	22 0.5	28 0.0	41 1.1	36 1.3	37 2.8	19 0.1	68 0.1	34 1.6	52 1.6	83 1.0	91 0.3	50 0.0	61 11.5	20 2.0	62 48.3				
<b>Lap 2</b>	1	63 2.4	2 0.3	58 3.1	98 1.3	89 4.3	28 5.9	22 1.4	78 0.5	41 0.9	36 0.9	19 5.7	37 0.2	68 2.4	91 4.2	52 1.0	34 1.3	83 0.0	50 0.5	61 25.4	20 3.1	62 35.4				
<b>Lap 3</b>	1	2 4.5	63 1.6	98 3.7	58 0.3	89 8.2	28 7.0	22 2.6	41 1.1	78 0.3	36 1.6	37 7.1	19 0.4	68 6.8	91 0.6	52 2.3	83 0.0	34 3.8	50 0.7	61 38.0	20 5.0	62 20.6				
<b>Lap 4</b>	1	2 6.3	63 0.7	98 5.7	58 1.8	89 11.3	28 7.9	22 1.4	41 1.7	78 0.0	36 6.2	37 5.4	19 0.2	91 11.8	52 0.8	68 0.3	83 0.7	50 6.9	34 0.9	<del>81</del> 49.2	<del>20</del> 6.6	<del>62</del> 4.3				
<b>Lap 5</b>	1	63 7.1	2 0.8	98 7.4	58 2.0	89 16.1	28 6.0	22 2.6	78 0.8	41 1.1	36 12.1	37 0.4	19 0.0	52 15.0	91 0.1	68 0.9	83 0.9	50 9.4	34 2.1							





### Scooters 4, 4e, 10, Auto & Prod.

### Race 7 (Saturday) Analysis

For information purposes. No official / regulatory value

No.	Rider	Laps	Lap Time
No.1	Graham Tatton	1	1:56.869
		2	1:51.211
		3	1:51.203
		4	1:50.954
		5	1:53.000
No.2	Justin Price	1	1:58.138
		2	1:52.080
		3	1:52.980
		4	1:52.774
		5	1:54.669
No.19	Mark Shirley	1	2:07.132
		2	2:03.587
		3	2:02.985
		4	2:00.989
		5	2:00.772
No.20	Lee Abraham	1	2:23.396
		2	2:23.635
		3	2:22.099
		4	2:21.032
		5	1:59.816
No.22	Alexander Vandyke	1	2:03.271
		2	2:00.951
		3	2:00.396
		4	1:58.141
		5	1:59.816
No.28	Stephen Wright	1	2:03.449
		2	1:59.464
		3	1:59.221
		4	1:59.262
		5	1:58.672
No.34	Harry Smith	1	2:09.947
		2	2:11.028
		3	2:07.540
		4	2:08.990
		5	2:07.623
No.36	Nakita McNally	1	2:05.178
		2	2:00.847
		3	2:01.050

No.	Rider	Laps	Lap Time
		4	2:02.998
		5	2:05.918
No.37	James McNally	1	2:08.074
		2	2:03.920
		3	2:02.266
		4	2:01.253
		5	2:00.967
No.41	Stuart Day	1	2:05.038
		2	2:01.225
		3	2:00.022
		4	1:58.727
		5	2:00.102
No.50	Philip Hallam	1	2:11.566
		2	2:08.631
		3	2:07.638
		4	2:07.261
		5	2:06.413
No.52	John Woods	1	2:11.074
		2	2:08.026
		3	2:04.916
		4	2:03.908
		5	2:03.067
No.58	Stephen Hamilton	1	1:58.200
		2	1:54.366
		3	1:55.667
		4	1:55.217
		5	1:55.822
No.61	Michael Leicester	1	2:22.067
		2	2:22.551
		3	2:20.182
		4	2:19.434
No.62	Stefan Manoli	1	2:56.666
		2	2:10.757
		3	2:07.314
		4	2:04.713
No.63	David Bristow	1	1:56.474
		2	1:52.793

No.	Rider	Laps	Lap Time
		3	1:54.953
		4	1:51.846
		5	1:53.042
No.68	Shaun Nickells	1	2:07.307
		2	2:06.096
		3	2:07.124
		4	2:07.322
		5	2:03.711
No.78	Barrie Braithwaite	1	2:02.708
		2	2:02.072
		3	2:01.357
		4	1:58.406
		5	1:58.861
No.83	Jeremy Crew	1	2:11.728
		2	2:08.405
		3	2:03.626
		4	2:04.908
		5	2:03.930
No.89	Ioannis Chitoglou	1	2:00.410
		2	1:57.008
		3	1:58.125
		4	1:58.297
		5	2:00.630
No.91	Simon Palmer	1	2:12.090
		2	2:05.677
		3	2:03.561
		4	2:05.395
		5	2:04.093
No.98	Zack Tingle	1	2:00.328
		2	1:54.132
		3	1:53.891
		4	1:53.808
		5	1:55.596



### Scooters 4, 4e, 10, Auto & Prod.

### Race 7 (Saturday) Starting Grid

Document 3

**POLE POSITION**

<b>1</b>	<b>1</b> <b>Graham Tatton</b> Lambretta / GP / 200	<b>2</b> <b>Justin Price</b> Lambretta / GP / 200	<b>63</b> <b>David Bristow</b> Vespa / SS90 / 135
<b>2</b>	<b>58</b> <b>Stephen Hamilton</b> Lambretta / DSC-RB / 200	<b>98</b> <b>Zack Tingle</b> Lambretta / / 205	<b>41</b> <b>Stuart Day</b> Lambretta / / 205
<b>3</b>	<b>89</b> <b>Ioannis Chitoglou</b> Vespa / Hornet	<b>25</b> <b>Tom Shaw</b> Lambretta / GP / 186	<b>28</b> <b>Stephen Wright</b> Lambretta / DSC-RB / 200
<b>4</b>	<b>22</b> <b>Alexander Vandyke</b> Gilera / Runner / 125	<b>78</b> <b>Barrie Braithwaite</b> Lambretta / GP / 200	<b>37</b> <b>James McNally</b> Gilera / Runner
<b>5</b>	<b>62</b> <b>Stefan Manoli</b> Vespa / SS90 / 132	<b>36</b> <b>Nakita McNally</b> Lambretta /	<b>34</b> <b>Harry Smith</b> Vespa / PK / 132
<b>6</b>	<b>52</b> <b>John Woods</b> Lambretta / / 200	<b>83</b> <b>Jeremy Crew</b> Lambretta / GP / 200	<b>91</b> <b>Simon Palmer</b> Lambretta / Wildcat / 200
<b>7</b>	<b>68</b> <b>Shaun Nickells</b> JPS / Lambretta / 200	<b>19</b> <b>Mark Shirley</b> Piaggio / Zip / SP Mk2	<b>50</b> <b>Philip Hallam</b> Lambretta / GP / 186
<b>8</b>	<b>61</b> <b>Michael Leicester</b> Vespa / PK / 132	<b>109</b> <b>Paul Fitzgerald</b> Lambretta / GP / 200	<b>88</b> <b>Kieran Kearney</b> Lambretta / GP / 200
<b>9</b>	<b>20</b> <b>Lee Abraham</b> Lambretta / GP / 200	<b>17</b> <b>Justin Offland</b> Lambretta / GP / 200	

Start : 26/03 - 14:00 5 Laps = 17.095 km

NEMCRC Croft 2022 (GB) 26-27/03/2022

Motor Sport Timing UK

Page 1 / 1

Apex Timing GoRacing 





### Scooters 4, 4e, 10, Auto & Prod.

### Race 15 (Saturday) Results 5 Laps = 17.095 km

### Document 6

Rnk	No.	Class	Rnk	Rider	Entry	Laps	Time	mph	Gap	Interv.	Best lap	mph	Spd	In Lap	2nd Best	
1	= 1	Group 4e	1	<b>Graham Tatton</b>	Lambretta / GP / 200	5	9:23.739	67.83			1:51.088	68.85	74.4	4	1:51.143	
2	= 63	Group 4e	2	<b>David Bristow</b>	Vespa / SS90 / 135	5	9:27.503	67.38	<b>3.764</b>	3.764	1:51.145	68.81	79.8	3	1:51.155	
3	= 2	Group 4e	3	<b>Justin Price</b>	Lambretta / GP / 200	5	9:38.130	66.15	<b>14.391</b>	10.627	1:53.148	67.59	72.2	2	1:53.791	
4	▲1	58	Group Production	1	<b>Stephen Hamilton</b>	Lambretta / DSC-RB / 200	5	9:47.076	65.14	<b>23.337</b>	8.946	1:55.641	66.14	72.5	3	1:56.625
5	▲5	41	Group 4e	4	<b>Stuart Day</b>	Lambretta / / 205	5	9:53.626	64.42	<b>29.887</b>	6.550	1:54.391	66.86	68.7	5	1:55.373
6	= 89	Group Production	2	<b>Ioannis Chitoglou</b>	Vespa / Hornet	5	9:55.370	64.23	<b>31.631</b>	1.744	1:55.727	66.09	67.0	5	1:56.641	
7	= 28	Group Production	3	<b>Stephen Wright</b>	Lambretta / DSC-RB / 200	5	9:57.192	64.03	<b>33.453</b>	1.822	1:56.983	65.38	68.5	4	1:57.173	
8	▲1	78	Group 4e	5	<b>Barrie Braithwaite</b>	Lambretta / GP / 200	5	10:04.681	63.24	<b>40.942</b>	7.489	1:59.116	64.21	75.7	3	1:59.129
9	▼1	22	Group Auto	1	<b>Alexander Vandyke</b>	Gilera / Runner / 125	5	10:06.549	63.05	<b>42.810</b>	1.868	1:58.283	64.66	72.6	4	1:59.122
10	▲2	37	Group 4e	6	<b>James McNally</b>	Gilera / Runner	5	10:12.167	62.47	<b>48.428</b>	5.618	1:59.548	63.98	73.9	3	1:59.852
11	= 36	Group Production	4	<b>Nakita McNally</b>	Lambretta /	5	10:22.632	61.42	<b>58.893</b>	10.465	2:02.309	62.53		4	2:02.502	
12	▲1	19	Group 10	1	<b>Mark Shirley</b>	Piaggio / Zip / SP Mk2	5	10:22.726	61.41	<b>58.987</b>	0.094	2:02.025	62.68	70.0	4	2:02.087
13	▲1	52	Group 4e	7	<b>John Woods</b>	Lambretta / / 200	5	10:25.943	61.09	<b>1:02.204</b>	3.217	2:02.797	62.28	74.9	3	2:02.814
14	▲1	91	Group Production	5	<b>Simon Palmer</b>	Lambretta / Wildcat / 200	5	10:26.469	61.04	<b>1:02.730</b>	0.526	2:02.146	62.61	66.9	4	2:02.227
15	▲2	83	Group 4e	8	<b>Jeremy Crew</b>	Lambretta / GP / 200	5	10:26.753	61.01	<b>1:03.014</b>	0.284	2:02.538	62.41	70.1	4	2:02.754
16	▲3	34	Group Production	6	<b>Harry Smith</b>	Vespa / PK / 132	5	10:38.682	59.87	<b>1:14.943</b>	11.929	2:04.825	61.27	69.1	2	2:05.504
17	▲5	62	Group Production	7	<b>Stefan Manoli</b>	Vespa / SS90 / 132	5	10:43.224	59.45	<b>1:19.485</b>	4.542	2:03.103	62.13	68.8	5	2:06.817
18	▼2	68	Group Production	8	<b>Shaun Nickells</b>	JPS / Lambretta / 200	5	10:45.341	59.26	<b>1:21.602</b>	2.117	2:05.138	61.12	72.1	5	2:07.157
19	▲1	61	Group Production	9	<b>Michael Leicester</b>	Vespa / PK / 132	4	9:36.199	53.09	<b>1 Lap</b>	1 Lap	2:20.830	54.31	64.5	1	2:22.373
20	▲4	88	Group Production	10	<b>Kieran Kearney</b>	Lambretta / GP / 200	4	9:43.028	52.47	<b>1 Lap</b>	6.829	2:23.024	53.47	68.5	3	2:23.458

#### Not Classified

98	Group 4	<b>Zack Tingle</b>	Lambretta / / 205	1	1:59.520	63.99	<b>Retired</b>		1:58.819	64.37		1	
----	---------	--------------------	-------------------	---	----------	-------	----------------	--	----------	-------	--	---	--

No.98 Zack Tingle : Transponder not fitted or not working - Please fit to be included in future results / grids

Group 4e - Best Lap : No.1 Graham Tatton - 1:51.088 / 92.5% of Race Winner's Speed : 62.75 mph

Group Production - Best Lap : No.58 Stephen Hamilton - 1:55.641 / 92.5% of Race Winner's Speed : 60.25 mph

Group Auto - Best Lap : No.22 Alexander Vandyke - 1:58.283 / 92.5% of Race Winner's Speed : 58.32 mph

Group 10 - Best Lap : No.19 Mark Shirley - 2:02.025 / 92.5% of Race Winner's Speed : 56.80 mph

Start Time : 26/03 - 17:24:41 / Flag Time : 17:34:05 / End Time : 17:35:26

Weather : Sunny Air : 12°C Track : Dry

Leaders : No.63 David Bristow (1-1) / No.1 Graham Tatton (2-5)

Best lap : No.1 Graham Tatton 1:51.088 68.85 mph

Event Record : No.1 Graham Tatton 1:50.954 68.93 mph





# NEMCRC

## Croft Circuit



### Scooters 4, 4e, 10, Auto & Prod.

### Race 15 (Saturday) Results 5 Laps = 17.095 km

Document 6

Rnk	No.	Class	Rnk	Rider	Entry	Laps	Time	mph	Gap	Interv.	Best lap	mph	Spd	In Lap	2nd Best
<b>Group 10</b>															
1	=	19	Group 10	1	Mark Shirley	Piaggio / Zip / SP Mk2	5	10:22.726	61.41		2:02.025	62.68	70.0	4	2:02.087
Group 10 - Best Lap : No.19 Mark Shirley - 2:02.025 / 92.5% of Race Winner's Speed : 56.80 mph															

<b>Group 4</b>															
<b>Not Classified</b>															
		98	Group 4		Zack Tingle	Lambretta / / 205	1	1:59.520	63.99	Retired	1:58.819	64.37		1	
No.98 Zack Tingle : Transponder not fitted or not working - Please fit to be included in future results / grids															

<b>Group 4e</b>																
1	=	1	Group 4e	1	Graham Tatton	Lambretta / GP / 200	5	9:23.739	67.83		1:51.088	68.85	74.4	4	1:51.143	
2	=	63	Group 4e	2	David Bristow	Vespa / SS90 / 135	5	9:27.503	67.38	3.764	1:51.145	68.81	79.8	3	1:51.155	
3	=	2	Group 4e	3	Justin Price	Lambretta / GP / 200	5	9:38.130	66.15	14.391	10.627	1:53.148	67.59	72.2	2	1:53.791
4	▲	41	Group 4e	4	Stuart Day	Lambretta / / 205	5	9:53.626	64.42	29.887	15.496	1:54.391	66.86	68.7	5	1:55.373
5	▼	78	Group 4e	5	Barrie Braithwaite	Lambretta / GP / 200	5	10:04.681	63.24	40.942	11.055	1:59.116	64.21	75.7	3	1:59.129
6	=	37	Group 4e	6	James McNally	Gilera / Runner	5	10:12.167	62.47	48.428	7.486	1:59.548	63.98	73.9	3	1:59.852
7	=	52	Group 4e	7	John Woods	Lambretta / / 200	5	10:25.943	61.09	1:02.204	13.776	2:02.797	62.28	74.9	3	2:02.814
8	=	83	Group 4e	8	Jeremy Crew	Lambretta / GP / 200	5	10:26.753	61.01	1:03.014	0.810	2:02.538	62.41	70.1	4	2:02.754
Group 4e - Best Lap : No.1 Graham Tatton - 1:51.088 / 92.5% of Race Winner's Speed : 62.75 mph																

<b>Group Auto</b>															
1	=	22	Group Auto	1	Alexander Vandyke	Gilera / Runner / 125	5	10:06.549	63.05		1:58.283	64.66	72.6	4	1:59.122
Group Auto - Best Lap : No.22 Alexander Vandyke - 1:58.283 / 92.5% of Race Winner's Speed : 58.32 mph															

<b>Group Production</b>																
1	=	58	Group Production	1	Stephen Hamilton	Lambretta / DSC-RB / 200	5	9:47.076	65.14		1:55.641	66.14	72.5	3	1:56.625	
2	=	89	Group Production	2	Ioannis Chitoglou	Vespa / Hornet	5	9:55.370	64.23	8.294	1:55.727	66.09	67.0	5	1:56.641	
3	=	28	Group Production	3	Stephen Wright	Lambretta / DSC-RB / 200	5	9:57.192	64.03	10.116	1.822	1:56.983	65.38	68.5	4	1:57.173
4	=	36	Group Production	4	Nakita McNally	Lambretta /	5	10:22.632	61.42	35.556	25.440	2:02.309	62.53		4	2:02.502
5	=	91	Group Production	5	Simon Palmer	Lambretta / Wildcat / 200	5	10:26.469	61.04	39.393	3.837	2:02.146	62.61	66.9	4	2:02.227
6	▲	34	Group Production	6	Harry Smith	Vespa / PK / 132	5	10:38.682	59.87	51.606	12.213	2:04.825	61.27	69.1	2	2:05.504
7	▲	62	Group Production	7	Stefan Manoli	Vespa / SS90 / 132	5	10:43.224	59.45	56.148	4.542	2:03.103	62.13	68.8	5	2:06.817
8	▼	68	Group Production	8	Shaun Nickells	JPS / Lambretta / 200	5	10:45.341	59.26	58.265	2.117	2:05.138	61.12	72.1	5	2:07.157
9	▼	61	Group Production	9	Michael Leicester	Vespa / PK / 132	4	9:36.199	53.09	1 Lap	1 Lap	2:20.830	54.31	64.5	1	2:22.373
10	▲	88	Group Production	10	Kieran Kearney	Lambretta / GP / 200	4	9:43.028	52.47	1 Lap	6.829	2:23.024	53.47	68.5	3	2:23.458
Group Production - Best Lap : No.58 Stephen Hamilton - 1:55.641 / 92.5% of Race Winner's Speed : 60.25 mph																

Start Time : 26/03 - 17:24:41 / Flag Time : 17:34:05 / End Time : 17:35:26  
 Weather : Sunny Air : 12°C Track : Dry

Leaders : No.63 David Bristow (1-1) / No.1 Graham Tatton (2-5)  
 Best lap : No.1 Graham Tatton 1:51.088 68.85 mph  
 Event Record : No.1 Graham Tatton 1:50.954 68.93 mph

Timekeeper *David Jones* Timekeeper *[Signature]* Clerk of Course *[Signature]* Posting Time : **17:47**





# NEMCRC

## Croft Circuit



### Scooters 4, 4e, 10, Auto & Prod.

### Race 15 (Saturday) Lap Chart

For information purposes. No official / regulatory value

	1	2	3	4	5	6	7	8	9	10	11	12	13	14	15	16	17	18	19	20	21	22	23	24	25	26
<b>Grid</b>	1	63	2	98	58	89	28	22	78	41	36	37	19	52	91	68	83	<del>50</del>	34	61	<del>20</del>	62	<del>26</del>	88	<del>17</del>	<del>109</del>
<b>Start</b>	1	98	63	2	58	89	28	78	22	36	37	41	52	19	91	68	34	83	61	62	88					
<b>Lap 1</b> <small>Interval</small>	63	1 0.5	2 0.9	<del>98</del> 0.0	58 1.3	78 4.9	89 0.0	28 0.7	22 2.2	37 1.3	41 1.1	36 0.5	19 0.3	91 0.9	52 0.3	34 0.0	83 1.4	68 1.4	62 2.4	61 7.8	88 6.1					
<b>Lap 2</b>	1	63 1.3	2 1.1	58 4.8	89 7.2	28 0.5	78 1.0	41 1.6	22 1.8	37 1.0	19 3.4	36 0.1	52 3.1	91 0.6	83 0.0	34 0.1	68 5.2	62 2.6	61 24.1	88 5.9						
<b>Lap 3</b>	1	63 1.1	2 3.8	58 6.6	89 9.8	28 0.0	78 0.8	41 1.4	22 3.7	37 1.1	19 7.0	36 0.1	52 2.7	83 1.2	91 0.6	34 1.6	68 8.6	62 0.8	61 40.5	88 5.4						
<b>Lap 4</b>	1	63 1.1	2 7.4	58 8.7	41 9.2	89 0.4	28 0.3	78 4.4	22 2.9	37 2.7	19 9.2	36 0.1	52 3.5	83 0.8	91 0.2	34 6.4	62 9.4	68 0.0	<del>61</del> 55.9	<del>88</del> 6.8						
<b>Lap 5</b>	1	63	2	58	41	89	28	78	22	37	36	19	52	91	83	34	62	68								





### Scooters 4, 4e, 10, Auto & Prod.

### Race 15 (Saturday) Analysis

For information purposes. No official / regulatory value

No.	Rider	Laps	Lap Time
No.1	Graham Tatton	1	1:58.368
		2	1:51.588
		3	1:51.387
		4	1:51.088
		5	1:51.143
No.2	Justin Price	1	1:57.366
		2	1:53.148
		3	1:53.791
		4	1:54.805
		5	1:56.868
No.19	Mark Shirley	1	2:07.814
		2	2:02.087
		3	2:03.239
		4	2:02.025
		5	2:03.275
No.22	Alexander Vandyke	1	2:05.683
		2	2:00.984
		3	1:59.392
		4	1:58.283
		5	1:59.122
No.28	Stephen Wright	1	2:03.566
		2	1:58.694
		3	1:57.809
		4	1:56.983
		5	1:57.173
No.34	Harry Smith	1	2:08.241
		2	2:04.825
		3	2:05.504
		4	2:06.881
		5	2:08.031
No.36	Nakita McNally	1	2:07.999
		2	2:02.502
		3	2:03.006
		4	2:02.309
		5	2:03.017
No.37	James McNally	1	2:06.189
		2	2:00.667

No.	Rider	Laps	Lap Time
		3	1:59.548
		4	1:59.852
		5	2:02.014
No.41	Stuart Day	1	2:07.037
		2	1:56.707
		3	1:55.948
		4	1:55.373
		5	1:54.391
No.52	John Woods	1	2:09.112
		2	2:04.043
		3	2:02.797
		4	2:02.921
		5	2:02.814
No.58	Stephen Hamilton	1	1:58.496
		2	1:56.625
		3	1:55.641
		4	1:56.873
		5	1:57.076
No.61	Michael Leicester	1	2:20.830
		2	2:23.608
		3	2:23.550
		4	2:22.373
No.62	Stefan Manoli	1	2:12.128
		2	2:07.369
		3	2:07.135
		4	2:06.817
		5	2:03.103
No.63	David Bristow	1	1:56.377
		2	1:53.500
		3	1:51.145
		4	1:51.155
		5	1:53.722
No.68	Shaun Nickells	1	2:11.648
		2	2:07.157
		3	2:08.955
		4	2:07.778
		5	2:05.138


No.	Rider	Laps	Lap Time
No.78	Barrie Braithwaite	1	2:02.740
		2	2:00.457
		3	1:59.116
		4	1:59.129
		5	2:00.203
No.83	Jeremy Crew	1	2:09.412
		2	2:03.283
		3	2:03.335
		4	2:02.538
		5	2:02.754
No.88	Kieran Kearney	1	2:25.603
		2	2:23.458
		3	2:23.024
		4	2:23.733
No.89	Ioannis Chitoglou	1	2:02.936
		2	1:58.939
		3	1:58.282
		4	1:56.641
		5	1:55.727
No.91	Simon Palmer	1	2:08.514
		2	2:05.028
		3	2:04.040
		4	2:02.146
		5	2:02.227
No.98	Zack Tingle	1	1:58.819



### Scooters 4, 4e, 10, Auto & Prod.

### Race 15 (Saturday) Starting Grid

Document 5



POLE POSITION

1	1 <b>Graham Tatton</b> Lambretta / GP / 200	63 <b>David Bristow</b> Vespa / SSS90 / 135	2 <b>Justin Price</b> Lambretta / GP / 200
2	98 <b>Zack Tingle</b> Lambretta / / 205	58 <b>Stephen Hamilton</b> Lambretta / DSC-RB / 200	89 <b>Ioannis Chitoglou</b> Vespa / Hornet
3	28 <b>Stephen Wright</b> Lambretta / DSC-RB / 200	22 <b>Alexander Vandyke</b> Glera / Runner / 125	78 <b>Barrie Braithwaite</b> Lambretta / GP / 200
4	41 <b>Stuart Day</b> Lambretta / / 205	36 <b>Nakita McNally</b> Lambretta /	37 <b>James McNally</b> Glera / Runner
5	19 <b>Mark Shirley</b> Piaggio / Zip / SP Mk2	52 <b>John Woods</b> Lambretta / / 200	91 <b>Simon Palmer</b> Lambretta / Wildcat / 200
6	68 <b>Shaun Nickells</b> JPS / Lambretta / 200	83 <b>Jeremy Crew</b> Lambretta / GP / 200	50 <b>Philip Hallam</b> Lambretta / GP / 186
7	34 <b>Harry Smith</b> Vespa / PK / 132	61 <b>Michael Leicester</b> Vespa / PK / 132	20 <b>Lee Abraham</b> Lambretta / GP / 200
8	62 <b>Stefan Manoli</b> Vespa / SSS90 / 132	25 <b>Tom Shaw</b> Lambretta / GP / 186	88 <b>Kieran Kearney</b> Lambretta / GP / 200
9	17 <b>Justin Offland</b> Lambretta / GP / 200	109 <b>Paul Fitzgerald</b> Lambretta / GP / 200	

Start : 26/03 - 16:40 5 Laps = 17.095 km

Timekeeper *David Jones*

Timekeeper *[Signature]*


Clerk of Course *[Signature]*

Posting Time : **15:54**

NEMCRC Croft 2022 (GB) 26-27/03/2022

Page 1 / 1

Motor Sport Timing UK

Apex Timing GoRacing 



### Scooters 4, 4e, 10, Auto & Prod.

Race 23 (Sunday)  
Results 5 Laps = 17.095 km

Document 8

Rnk	No.	Class	Rnk	Rider	Entry	Laps	Time	mph	Gap	Interv.	Best lap	mph	Spd	In Lap	2nd Best	
1	=	1	Group 4e	1	<b>Graham Tatton</b>	Lambretta / GP / 200	5	9:19.896	68.30		1:49.744	69.69	75.9	2	1:50.293	
2	=	63	Group 4e	2	<b>David Bristow</b>	Vespa / SS90 / 135	5	9:24.272	67.77	<b>4.376</b>	4.376	1:49.714	69.71	81.5	2	1:51.784
3	=	2	Group 4e	3	<b>Justin Price</b>	Lambretta / GP / 200	5	9:31.599	66.90	<b>11.703</b>	7.327	1:51.630	68.51	75.4	2	1:52.944
4	▲1	41	Group 4e	4	<b>Stuart Day</b>	Lambretta / / 205	5	9:40.002	65.93	<b>20.106</b>	8.403	1:54.068	67.05	76.2	4	1:54.333
5	▼1	58	Group Production	1	<b>Stephen Hamilton</b>	Lambretta / DSC-RB / 200	5	9:41.820	65.73	<b>21.924</b>	1.818	1:54.649	66.71	73.8	4	1:55.168
6	=	89	Group Production	2	<b>Ioannis Chitoglou</b>	Vespa / Hornet	5	9:49.457	64.87	<b>29.561</b>	7.637	1:56.317	65.75	70.1	2	1:56.329
7	▲17	25	Group 4e	5	<b>Tom Shaw</b>	Lambretta / GP / 186	5	9:49.858	64.83	<b>29.962</b>	0.401	1:54.324	66.90	76.7	5	1:55.423
8	▼1	28	Group Production	3	<b>Stephen Wright</b>	Lambretta / DSC-RB / 200	5	9:57.372	64.01	<b>37.476</b>	7.514	1:57.767	64.94	70.6	2	1:58.141
9	▲1	37	Group 4e	6	<b>James McNally</b>	Gilera / Runner	5	10:05.937	63.11	<b>46.041</b>	8.565	1:58.943	64.30	74.6	3	1:59.110
10	▲1	36	Group Production	4	<b>Nakita McNally</b>	Lambretta /	5	10:13.833	62.30	<b>53.937</b>	7.896	1:59.940	63.77	74.6	2	2:00.114
11	▲1	19	Group 10	1	<b>Mark Shirley</b>	Piaggio / Zip / SP Mk2	5	10:20.359	61.64	<b>1:00.463</b>	6.526	2:00.910	63.25	73.2	3	2:01.662
12	▲2	91	Group Production	5	<b>Simon Palmer</b>	Lambretta / Wildcat / 200	5	10:21.337	61.55	<b>1:01.441</b>	0.978	2:01.658	62.87	69.5	2	2:02.768
13	=	52	Group 4e	7	<b>John Woods</b>	Lambretta / / 200	5	10:22.131	61.47	<b>1:02.235</b>	0.794	2:01.865	62.76	76.6	5	2:02.263
14	▼6	78	Group 4e	8	<b>Barrie Braithwaite</b>	Lambretta / GP / 200	5	10:43.402	59.43	<b>1:23.506</b>	21.271	2:00.195	63.63	77.3	1	2:02.164
15	▲2	62	Group Production	6	<b>Stefan Manoli</b>	Vespa / SS90 / 132	5	10:43.881	59.39	<b>1:23.985</b>	0.479	2:05.838	60.78	73.2	4	2:05.885
16	▲10	109	Group 4e	9	<b>Paul Fitzgerald</b>	Lambretta / GP / 200	5	10:45.033	59.28	<b>1:25.137</b>	1.152	2:06.831	60.30		5	2:07.024
17	▼2	83	Group 4e	10	<b>Jeremy Crew</b>	Lambretta / GP / 200	5	10:45.293	59.26	<b>1:25.397</b>	0.260	2:05.880	60.76	70.9	5	2:06.942
18	▲4	50	Group 4e	11	<b>Philip Hallam</b>	Lambretta / GP / 186	5	10:45.987	59.20	<b>1:26.091</b>	0.694	2:05.739	60.83	77.2	5	2:07.502
19	▼1	68	Group Production	7	<b>Shaun Nickells</b>	JPS / Lambretta / 200	5	10:46.176	59.18	<b>1:26.280</b>	0.189	2:06.733	60.35	75.1	5	2:07.734
20	▼1	61	Group Production	8	<b>Michael Leicester</b>	Vespa / PK / 132	5	11:27.565	55.62	<b>2:07.669</b>	41.389	2:15.572	56.41	68.0	5	2:15.623
21	▲2	20	Group Production	9	<b>Lee Abraham</b>	Lambretta / GP / 200	4	9:25.141	54.13	<b>1 Lap</b>	1 Lap	2:15.439	56.47	70.5	3	2:18.963
22	▼2	88	Group Production	10	<b>Kieran Kearney</b>	Lambretta / GP / 200	4	9:28.299	53.83	<b>1 Lap</b>	3.158	2:18.693	55.14	72.9	3	2:19.816

No.109 Paul Fitzgerald : Transponder not fitted or not working - Please fit to be included in future results / grids

#### Not Classified

	98	Group 4		<b>Zack Tingle</b>	Lambretta / / 205	2	4:05.528	62.30	<b>Retired</b>		1:58.342	64.63	78.6	2	2:01.809
	22	Group Auto		<b>Alexander Vandyke</b>	Gilera / Runner / 125	1	2:14.436	56.89	<b>Retired</b>		2:07.171	60.14	73.4	1	

Group 4e - Best Lap : No.63 David Bristow - 1:49.714 / 92.5% of Race Winner's Speed : 63.18 mph

Group Production - Best Lap : No.58 Stephen Hamilton - 1:54.649 / 92.5% of Race Winner's Speed : 60.80 mph

Group 10 - Best Lap : No.19 Mark Shirley - 2:00.910 / 92.5% of Race Winner's Speed : 57.02 mph

Leaders : No.1 Graham Tatton (1-5)

Start Time : 27/03 - 13:58:12 / Flag Time : 14:07:32 / End Time : 14:09:40

Best lap : No.63 David Bristow 1:49.714 69.71 mph

Weather : Sunny Air : 15°C Track : Dry

Previous Event Record : No.1 Graham Tatton 1:50.954 68.93 mph







# NEMCRC

## Croft Circuit



### Scooters 4, 4e, 10, Auto & Prod.

**Race 23 (Sunday)**  
**Results 5 Laps = 17.095 km**

**Document 8**

Rnk	No.	Class	Rnk	Rider	Entry	Laps	Time	mph	Gap	Interv.	Best lap	mph	Spd	In Lap	2nd Best
<b>Group 10</b>															
1	=	19	Group 10	1	<b>Mark Shirley</b>	Piaggio / Zip / SP Mk2	5	10:20.359	61.64		2:00.910	63.25	73.2	3	2:01.662

Group 10 - Best Lap : No.19 Mark Shirley - 2:00.910 / 92.5% of Race Winner's Speed : 57.02 mph

<b>Group 4</b>																
<b>Not Classified</b>																
		98	Group 4		<b>Zack Tingle</b>	Lambretta / / 205	2	4:05.528	62.30	<b>Retired</b>		1:58.342	64.63	78.6	2	2:01.809

<b>Group 4e</b>																
1	=	1	Group 4e	1	<b>Graham Tatton</b>	Lambretta / GP / 200	5	9:19.896	68.30		1:49.744	69.69	75.9	2	1:50.293	
2	=	63	Group 4e	2	<b>David Bristow</b>	Vespa / SS90 / 135	5	9:24.272	67.77	<b>4.376</b>	4.376	1:49.714	69.71	81.5	2	1:51.784
3	=	2	Group 4e	3	<b>Justin Price</b>	Lambretta / GP / 200	5	9:31.599	66.90	<b>11.703</b>	7.327	1:51.630	68.51	75.4	2	1:52.944
4	=	41	Group 4e	4	<b>Stuart Day</b>	Lambretta / / 205	5	9:40.002	65.93	<b>20.106</b>	8.403	1:54.068	67.05	76.2	4	1:54.333
5	▲5	25	Group 4e	5	<b>Tom Shaw</b>	Lambretta / GP / 186	5	9:49.858	64.83	<b>29.962</b>	9.856	1:54.324	66.90	76.7	5	1:55.423
6	=	37	Group 4e	6	<b>James McNally</b>	Gilera / Runner	5	10:05.937	63.11	<b>46.041</b>	16.079	1:58.943	64.30	74.6	3	1:59.110
7	=	52	Group 4e	7	<b>John Woods</b>	Lambretta / / 200	5	10:22.131	61.47	<b>1:02.235</b>	16.194	2:01.865	62.76	76.6	5	2:02.263
8	▼3	78	Group 4e	8	<b>Barrie Braithwaite</b>	Lambretta / GP / 200	5	10:43.402	59.43	<b>1:23.506</b>	21.271	2:00.195	63.63	77.3	1	2:02.164
9	▲3	109	Group 4e	9	<b>Paul Fitzgerald</b>	Lambretta / GP / 200	5	10:45.033	59.28	<b>1:25.137</b>	1.631	2:06.831	60.30		5	2:07.024
10	▼2	83	Group 4e	10	<b>Jeremy Crew</b>	Lambretta / GP / 200	5	10:45.293	59.26	<b>1:25.397</b>	0.260	2:05.880	60.76	70.9	5	2:06.942
11	▼2	50	Group 4e	11	<b>Philip Hallam</b>	Lambretta / GP / 186	5	10:45.987	59.20	<b>1:26.091</b>	0.694	2:05.739	60.83	77.2	5	2:07.502

No.109 Paul Fitzgerald : Transponder not fitted or not working - Please fit to be included in future results / grids

Group 4e - Best Lap : No.63 David Bristow - 1:49.714 / 92.5% of Race Winner's Speed : 63.18 mph

<b>Group Auto</b>																
<b>Not Classified</b>																
		22	Group Auto		<b>Alexander Vandyke</b>	Gilera / Runner / 125	1	2:14.436	56.89	<b>Retired</b>		2:07.171	60.14	73.4	1	

<b>Group Production</b>																
1	=	58	Group Production	1	<b>Stephen Hamilton</b>	Lambretta / DSC-RB / 200	5	9:41.820	65.73		1:54.649	66.71	73.8	4	1:55.168	
2	=	89	Group Production	2	<b>Ioannis Chitoglou</b>	Vespa / Hornet	5	9:49.457	64.87	<b>7.637</b>	7.637	1:56.317	65.75	70.1	2	1:56.329
3	=	28	Group Production	3	<b>Stephen Wright</b>	Lambretta / DSC-RB / 200	5	9:57.372	64.01	<b>15.552</b>	7.915	1:57.767	64.94	70.6	2	1:58.141
4	=	36	Group Production	4	<b>Nakita McNally</b>	Lambretta /	5	10:13.833	62.30	<b>32.013</b>	16.461	1:59.940	63.77	74.6	2	2:00.114
5	=	91	Group Production	5	<b>Simon Palmer</b>	Lambretta / Wildcat / 200	5	10:21.337	61.55	<b>39.517</b>	7.504	2:01.658	62.87	69.5	2	2:02.768
6	▲1	62	Group Production	6	<b>Stefan Manoli</b>	Vespa / SS90 / 132	5	10:43.881	59.39	<b>1:02.061</b>	22.544	2:05.838	60.78	73.2	4	2:05.885
7	▲1	68	Group Production	7	<b>Shaun Nickells</b>	JPS / Lambretta / 200	5	10:46.176	59.18	<b>1:04.356</b>	2.295	2:06.733	60.35	75.1	5	2:07.734
8	▲1	61	Group Production	8	<b>Michael Leicester</b>	Vespa / PK / 132	5	11:27.565	55.62	<b>1:45.745</b>	41.389	2:15.572	56.41	68.0	5	2:15.623
9	▲2	20	Group Production	9	<b>Lee Abraham</b>	Lambretta / GP / 200	4	9:25.141	54.13	<b>1 Lap</b>	1 Lap	2:15.439	56.47	70.5	3	2:18.963
10	=	88	Group Production	10	<b>Kieran Kearney</b>	Lambretta / GP / 200	4	9:28.299	53.83	<b>1 Lap</b>	3.158	2:18.693	55.14	72.9	3	2:19.816

Group Production - Best Lap : No.58 Stephen Hamilton - 1:54.649 / 92.5% of Race Winner's Speed : 60.80 mph

Leaders : No.1 Graham Tatton (1-5)

Start Time : 27/03 - 13:58:12 / Flag Time : 14:07:32 / End Time : 14:09:40

Best lap : No.63 David Bristow 1:49.714 69.71 mph

Weather : Sunny Air : 15°C Track : Dry

Previous Event Record : No.1 Graham Tatton 1:50.954 68.93 mph

Timekeeper <i>David Jones</i>	Timekeeper <i>[Signature]</i>	Clerk of Course <i>[Signature]</i>	Posting Time : <b>14:10</b>
-------------------------------	-------------------------------	------------------------------------	-----------------------------

NEMCRC Croft 2022 (GB) 26-27/03/2022

Motor Sport Timing UK

Apex Timing GoRacing



### Scooters 4, 4e, 10, Auto & Prod.

### Race 23 (Sunday) Lap Chart

For information purposes. No official / regulatory value

	1	2	3	4	5	6	7	8	9	10	11	12	13	14	15	16	17	18	19	20	21	22	23	24	25	26
<b>Grid</b>	1	63	2	58	41	89	28	78	22	37	36	19	52	91	83	<del>34</del>	62	68	61	88	98	50	20	25	<del>17</del>	109
<b>Start</b>	1	63	2	58	41	89	78	28	37	36	19	52	91	68	83	62	61	98	88	109	50	25	20	22		
<b>Lap 1</b> <small>Interval</small>	1	2 0.0	63 0.6	58 2.3	41 0.5	78 2.1	89 0.7	28 1.1	37 1.0	36 1.2	98 0.0	25 0.4	91 1.1	52 2.3	19 0.5	83 2.5	<del>22</del> 0.1	68 0.5	109 0.1	62 0.5	50 1.3	61 4.4	88 4.9	20 0.7		
<b>Lap 2</b>	1	63 0.6	2 1.2	41 6.8	58 0.5	89 3.7	28 2.6	25 1.5	78 0.9	<del>98</del> 0.4	37 0.7	36 0.7	91 3.3	19 2.8	52 0.7	68 8.6	109 0.2	62 1.0	50 0.6	83 0.8	61 14.4	88 9.8	20 0.9			
<b>Lap 3</b>	1	63 1.6	2 2.1	41 8.2	58 1.3	89 4.9	25 3.1	28 1.3	37 4.3	36 1.9	19 7.0	91 0.6	52 3.1	78 5.5	109 6.4	68 1.6	62 0.5	83 0.3	50 0.1	61 22.9	20 10.5	88 2.3				
<b>Lap 4</b>	1	63 3.1	2 4.7	41 7.8	58 1.9	89 7.0	25 2.4	28 3.5	37 5.3	36 6.4	19 6.5	91 1.2	52 1.6	78 16.2	62 1.5	109 0.2	83 1.2	68 0.0	50 0.8	61 31.7	<del>20</del> 13.1	<del>88</del> 3.1				
<b>Lap 5</b>	1	63 4.3	2 7.3	41 8.4	58 1.8	89 7.6	25 0.4	28 7.5	37 8.5	36 7.8	19 6.5	91 0.9	52 0.7	78 21.2	62 0.4	109 1.1	83 0.2	50 0.6	68 0.1	61 41.3						



### Scooters 4, 4e, 10, Auto & Prod.

### Race 23 (Sunday) Analysis

For information purposes. No official / regulatory value

No.	Rider	Laps	Lap Time
No.1	Graham Tatton	1	1:56.145
		2	1:49.744
		3	1:51.154
		4	1:50.293
		5	1:51.477
No.2	Justin Price	1	1:55.410
		2	1:51.630
		3	1:52.944
		4	1:54.440
		5	1:55.265
No.19	Mark Shirley	1	2:07.787
		2	2:01.662
		3	2:00.910
		4	2:03.109
		5	2:03.021
No.20	Lee Abraham	1	2:20.334
		2	2:23.466
		3	2:15.439
		4	2:18.963
No.22	Alexander Vandyke	1	2:07.171
No.25	Tom Shaw	1	2:01.614
		2	1:56.508
		3	1:55.423
		4	1:55.948
		5	1:54.324
No.28	Stephen Wright	1	2:02.126
		2	1:57.767
		3	1:58.259
		4	1:58.141
		5	1:58.336
No.36	Nakita McNally	1	2:03.621
		2	1:59.940
		3	2:00.114
		4	2:03.637
		5	2:03.001
No.37	James McNally	1	2:02.521

No.	Rider	Laps	Lap Time
		2	2:00.404
		3	1:58.943
		4	1:59.110
		5	2:01.588
		No.41	Stuart Day
2	1:54.955		
3	1:54.333		
4	1:54.068		
5	1:55.817		
No.50	Philip Hallam	1	2:11.270
		2	2:07.502
		3	2:08.012
		4	2:07.588
		5	2:05.739
No.52	John Woods	1	2:07.064
		2	2:03.012
		3	2:03.901
		4	2:02.263
		5	2:01.865
No.58	Stephen Hamilton	1	1:58.343
		2	1:55.973
		3	1:55.168
		4	1:54.649
		5	1:55.718
No.61	Michael Leicester	1	2:16.260
		2	2:18.399
		3	2:15.623
		4	2:16.414
		5	2:15.572
No.62	Stefan Manoli	1	2:10.504
		2	2:08.294
		3	2:08.115
		4	2:05.838
		5	2:05.885
No.63	David Bristow	1	1:56.492
		2	1:49.714
		3	1:52.108
		4	1:51.784
		5	1:52.713

No.	Rider	Laps	Lap Time
No.68	Shaun Nickells	1	2:10.276
		2	2:07.734
		3	2:08.941
		4	2:07.800
		5	2:06.733
No.78	Barrie Braithwaite	1	2:00.195
		2	2:02.164
		3	2:18.465
		4	2:12.934
		5	2:06.909
No.83	Jeremy Crew	1	2:09.333
		2	2:11.209
		3	2:07.009
		4	2:06.942
		5	2:05.880
No.88	Kieran Kearney	1	2:20.770
		2	2:23.264
		3	2:18.693
		4	2:19.816
No.89	Ioannis Chitoglou	1	2:01.087
		2	1:56.317
		3	1:56.415
		4	1:56.690
		5	1:56.329
No.91	Simon Palmer	1	2:04.668
		2	2:01.658
		3	2:04.471
		4	2:03.668
		5	2:02.768
No.98	Zack Tingle	1	2:01.809
		2	1:58.342
No.109	Paul Fitzgerald	1	2:09.394
		2	2:07.825
		3	2:07.024
		4	2:08.203
		5	2:06.831





### Scooters 4, 4e, 10, Auto & Prod.

### Race 23 (Sunday) Starting Grid

Document 7



POLE POSITION

1	1 <b>Graham Tatton</b> Lambretta / GP / 200	63 <b>David Bristow</b> Vespa / SSS90 / 135	2 <b>Justin Price</b> Lambretta / GP / 200
2	58 <b>Stephen Hamilton</b> Lambretta / DSC-RB / 200	41 <b>Stuart Day</b> Lambretta / / 205	89 <b>Ioannis Chitoglou</b> Vespa / Hornet
3	28 <b>Stephen Wright</b> Lambretta / DSC-RB / 200	78 <b>Barrie Braithwaite</b> Lambretta / GP / 200	22 <b>Alexander Vandyke</b> Gileria / Runner / 125
4	37 <b>James McNally</b> Gileria / Runner	36 <b>Nakita McNally</b> Lambretta /	19 <b>Mark Shirley</b> Piaggio / Zip / SP Mk2
5	52 <b>John Woods</b> Lambretta / / 200	91 <b>Simon Palmer</b> Lambretta / Wildcat / 200	83 <b>Jeremy Crew</b> Lambretta / GP / 200
6	34 <b>Harry Smith</b> Vespa / PK / 132	62 <b>Stefan Manoli</b> Vespa / SS90 / 132	68 <b>Shaun Nickells</b> JPS / Lambretta / 200
7	61 <b>Michael Leicester</b> Vespa / PK / 132	88 <b>Kieran Kearney</b> Lambretta / GP / 200	98 <b>Zack Tingle</b> Lambretta / / 205
8	50 <b>Philip Hallam</b> Lambretta / GP / 186	20 <b>Lee Abraham</b> Lambretta / GP / 200	25 <b>Tom Shaw</b> Lambretta / GP / 186
9	17 <b>Justin Offland</b> Lambretta / GP / 200	109 <b>Paul Fitzgerald</b> Lambretta / GP / 200	

Start : 27/03 - 15:00 5 Laps = 17.095 km

Timekeeper *David Jones* Timekeeper *[Signature]* Clerk of Course *[Signature]* Posting Time : **17:47**

NEMCRC Croft 2022 (GB) 26-27/03/2022



### Scooters 4, 4e, 10, Auto & Prod.

### Race 31 (Sunday) Results 5 Laps = 17.095 km

### Document 10

Rnk	No.	Class	Rnk	Rider	Entry	Laps	Time	mph	Gap	Interv.	Best lap	mph	Spd	In Lap	2nd Best	
1	=	1	Group 4e	1	<b>Graham Tatton</b>	Lambretta / GP / 200	5	9:15.289	68.87		1:49.213	70.03	76.6	3	1:49.433	
2	=	63	Group 4e	2	<b>David Bristow</b>	Vespa / SS90 / 135	5	9:22.433	67.99	<b>7.144</b>	7.144	1:50.600	69.15	82.0	2	1:51.322
3	▲1	41	Group 4e	3	<b>Stuart Day</b>	Lambretta / / 205	5	9:31.282	66.94	<b>15.993</b>	8.849	1:52.244	68.14	77.0	2	1:53.177
4	▼1	2	Group 4e	4	<b>Justin Price</b>	Lambretta / GP / 200	5	9:32.204	66.83	<b>16.915</b>	0.922	1:53.104	67.62	74.1	2	1:53.512
5	=	58	Group Production	1	<b>Stephen Hamilton</b>	Lambretta / DSC-RB / 200	5	9:33.275	66.71	<b>17.986</b>	1.071	1:53.437	67.42	74.6	3	1:53.579
6	=	89	Group Production	2	<b>Ioannis Chitoglou</b>	Vespa / Hornet	5	9:46.400	65.21	<b>31.111</b>	13.125	1:55.267	66.35	68.9	2	1:56.386
7	=	25	Group 4e	5	<b>Tom Shaw</b>	Lambretta / GP / 186	5	9:52.764	64.51	<b>37.475</b>	6.364	1:55.666	66.12	75.8	2	1:56.003
8	▲1	37	Group 4e	6	<b>James McNally</b>	Gilera / Runner	5	10:05.966	63.11	<b>50.677</b>	13.202	1:59.494	64.00	74.6	5	1:59.883
9	▲5	78	Group 4e	7	<b>Barrie Braithwaite</b>	Lambretta / GP / 200	5	10:07.741	62.92	<b>52.452</b>	1.775	1:58.876	64.34	77.6	5	1:58.975
10	▲1	19	Group 10	1	<b>Mark Shirley</b>	Piaggio / Zip / SP Mk2	5	10:17.056	61.97	<b>1:01.767</b>	9.315	2:00.645	63.39	72.6	5	2:02.121
11	▼1	36	Group Production	3	<b>Nakita McNally</b>	Lambretta /	5	10:19.801	61.70	<b>1:04.512</b>	2.745	2:00.964	63.23	74.2	5	2:02.424
12	▲5	83	Group 4e	8	<b>Jeremy Crew</b>	Lambretta / GP / 200	5	10:20.850	61.59	<b>1:05.561</b>	1.049	2:01.777	62.80	70.7	2	2:02.326
13	▼1	91	Group Production	4	<b>Simon Palmer</b>	Lambretta / Wildcat / 200	5	10:32.185	60.49	<b>1:16.896</b>	11.335	2:03.977	61.69	68.6	3	2:04.038
14	▲4	50	Group 4e	9	<b>Philip Hallam</b>	Lambretta / GP / 186	5	10:35.643	60.16	<b>1:20.354</b>	3.458	2:04.705	61.33	78.0	5	2:04.781
15	▲4	68	Group Production	5	<b>Shaun Nickells</b>	JPS / Lambretta / 200	5	10:36.032	60.12	<b>1:20.743</b>	0.389	2:05.005	61.18	75.2	5	2:05.172
16	▼3	52	Group 4e	10	<b>John Woods</b>	Lambretta / / 200	5	10:40.888	59.67	<b>1:25.599</b>	4.856	2:02.534	62.42	76.2	5	2:03.351
17	▼1	109	Group 4e	11	<b>Paul Fitzgerald</b>	Lambretta / GP / 200	5	10:41.861	59.58	<b>1:26.572</b>	0.973	2:04.531	61.42		5	2:05.820
18	▲3	20	Group Production	6	<b>Lee Abraham</b>	Lambretta / GP / 200	5	11:23.499	55.95	<b>2:08.210</b>	41.638	2:14.599	56.82	69.8	3	2:14.688
19	▲1	61	Group Production	7	<b>Michael Leicester</b>	Vespa / PK / 132	5	11:23.615	55.94	<b>2:08.326</b>	0.116	2:15.080	56.62	67.9	5	2:15.136
<b>Not Classified</b>																
		22	Group Auto		<b>Alexander Vandyke</b>	Gilera / Runner / 125	1	2:06.024	60.69	<b>Retired</b>		2:00.756	63.34	72.5	1	
		28	Group Production		<b>Stephen Wright</b>	Lambretta / DSC-RB / 200	0	3.020		<b>Retired</b>						
		62	Group Production		<b>Stefan Manoli</b>	Vespa / SS90 / 132	0	4.908		<b>Retired</b>						

Group 4e - Best Lap : No.1 Graham Tatton - 1:49.213 / 92.5% of Race Winner's Speed : 63.70 mph

Group Production - Best Lap : No.58 Stephen Hamilton - 1:53.437 / 92.5% of Race Winner's Speed : 61.70 mph

Group 10 - Best Lap : No.19 Mark Shirley - 2:00.645 / 92.5% of Race Winner's Speed : 57.32 mph

Start Time : 27/03 - 16:24:34 / Flag Time : 16:33:49 / End Time : 16:35:58

Weather : Sunny Air : 13°C Track : Dry

Leaders : No.63 David Bristow (1-1) / No.1 Graham Tatton (2-5)

Best lap : No.1 Graham Tatton 1:49.213 70.03 mph

Previous Event Record : No.63 David Bristow 1:49.714 69.71 mph



### Scooters 4, 4e, 10, Auto & Prod.

### Race 31 (Sunday) Results 5 Laps = 17.095 km

Document 10

Rnk	No.	Class	Rnk	Rider	Entry	Laps	Time	mph	Gap	Interv.	Best lap	mph	Spd	In Lap	2nd Best
<b>Group 10</b>															
1	=	19	Group 10	1	Mark Shirley	Piaggio / Zip / SP Mk2	5	10:17.056	61.97		2:00.645	63.39	72.6	5	2:02.121

Group 10 - Best Lap : No.19 Mark Shirley - 2:00.645 / 92.5% of Race Winner's Speed : 57.32 mph

Rnk	No.	Class	Rnk	Rider	Entry	Laps	Time	mph	Gap	Interv.	Best lap	mph	Spd	In Lap	2nd Best	
<b>Group 4e</b>																
1	=	1	Group 4e	1	Graham Tatton	Lambretta / GP / 200	5	9:15.289	68.87		1:49.213	70.03	76.6	3	1:49.433	
2	=	63	Group 4e	2	David Bristow	Vespa / SS90 / 135	5	9:22.433	67.99	7.144	1:50.600	69.15	82.0	2	1:51.322	
3	▲1	41	Group 4e	3	Stuart Day	Lambretta / / 205	5	9:31.282	66.94	15.993	8.849	1:52.244	68.14	77.0	2	1:53.177
4	▼1	2	Group 4e	4	Justin Price	Lambretta / GP / 200	5	9:32.204	66.83	16.915	0.922	1:53.104	67.62	74.1	2	1:53.512
5	=	25	Group 4e	5	Tom Shaw	Lambretta / GP / 186	5	9:52.764	64.51	37.475	20.560	1:55.666	66.12	75.8	2	1:56.003
6	=	37	Group 4e	6	James McNally	Gilera / Runner	5	10:05.966	63.11	50.677	13.202	1:59.494	64.00	74.6	5	1:59.883
7	▲1	78	Group 4e	7	Barrie Braithwaite	Lambretta / GP / 200	5	10:07.741	62.92	52.452	1.775	1:58.876	64.34	77.6	5	1:58.975
8	▲2	83	Group 4e	8	Jeremy Crew	Lambretta / GP / 200	5	10:20.850	61.59	1:05.561	13.109	2:01.777	62.80	70.7	2	2:02.326
9	▲2	50	Group 4e	9	Philip Hallam	Lambretta / GP / 186	5	10:35.643	60.16	1:20.354	14.793	2:04.705	61.33	78.0	5	2:04.781
10	▼3	52	Group 4e	10	John Woods	Lambretta / / 200	5	10:40.888	59.67	1:25.599	5.245	2:02.534	62.42	76.2	5	2:03.351
11	▼2	109	Group 4e	11	Paul Fitzgerald	Lambretta / GP / 200	5	10:41.861	59.58	1:26.572	0.973	2:04.531	61.42		5	2:05.820

Group 4e - Best Lap : No.1 Graham Tatton - 1:49.213 / 92.5% of Race Winner's Speed : 63.70 mph

#### Group Auto

##### Not Classified

22	Group Auto	Alexander Vandyke	Gilera / Runner / 125	1	2:06.024	60.69	Retired		2:00.756	63.34	72.5	1	
----	------------	-------------------	-----------------------	---	----------	-------	---------	--	----------	-------	------	---	--

#### Group Production

Rnk	No.	Class	Rnk	Rider	Entry	Laps	Time	mph	Gap	Interv.	Best lap	mph	Spd	In Lap	2nd Best	
1	=	58	Group Production	1	Stephen Hamilton	Lambretta / DSC-RB / 200	5	9:33.275	66.71		1:53.437	67.42	74.6	3	1:53.579	
2	=	89	Group Production	2	Ioannis Chitoglou	Vespa / Hornet	5	9:46.400	65.21	13.125	1:55.267	66.35	68.9	2	1:56.386	
3	▲1	36	Group Production	3	Nakita McNally	Lambretta /	5	10:19.801	61.70	46.526	33.401	2:00.964	63.23	74.2	5	2:02.424
4	▲1	91	Group Production	4	Simon Palmer	Lambretta / Wildcat / 200	5	10:32.185	60.49	58.910	12.384	2:03.977	61.69	68.6	3	2:04.038
5	▲2	68	Group Production	5	Shaun Nickells	JPS / Lambretta / 200	5	10:36.032	60.12	1:02.757	3.847	2:05.005	61.18	75.2	5	2:05.172
6	▲3	20	Group Production	6	Lee Abraham	Lambretta / GP / 200	5	11:23.499	55.95	1:50.224	47.467	2:14.599	56.82	69.8	3	2:14.688
7	▲1	61	Group Production	7	Michael Leicester	Vespa / PK / 132	5	11:23.615	55.94	1:50.340	0.116	2:15.080	56.62	67.9	5	2:15.136

##### Not Classified

28	Group Production	Stephen Wright	Lambretta / DSC-RB / 200	0	3.020		Retired							
62	Group Production	Stefan Manoli	Vespa / SS90 / 132	0	4.908		Retired							

Group Production - Best Lap : No.58 Stephen Hamilton - 1:53.437 / 92.5% of Race Winner's Speed : 61.70 mph

Leaders : No.63 David Bristow (1-1) / No.1 Graham Tatton (2-5)

Start Time : 27/03 - 16:24:34 / Flag Time : 16:33:49 / End Time : 16:35:58

Best lap : No.1 Graham Tatton 1:49.213 70.03 mph

Weather : Sunny Air : 13°C Track : Dry

Previous Event Record : No.63 David Bristow 1:49.714 69.71 mph

Timekeeper *David Jones* Timekeeper *[Signature]* Clerk of Course *[Signature]* Posting Time : **16:37**

NEMCRC Croft 2022 (GB) 26-27/03/2022

Page 2 / 2

Apex Timing GoRacing 





### Scooters 4, 4e, 10, Auto & Prod.

### Race 31 (Sunday) Lap Chart

For information purposes. No official / regulatory value

	1	2	3	4	5	6	7	8	9	10	11	12	13	14	15	16	17	18	19	20	21	22	23	24	25	26
<b>Grid</b>	1	63	2	41	58	89	25	28	37	36	19	91	52	78	62	109	83	50	68	61	20	<del>22</del>	<del>96</del>	22	<del>34</del>	<del>37</del>
<b>Start</b>	1	63	2	58	41	89	<del>25</del>	37	25	36	91	19	78	52	68	50	<del>62</del>	83	22	61	109	20				
<b>Lap 1</b> <small>Interval</small>	63	1 0.7	2 0.9	58 1.0	41 0.4	89 2.4	25 3.3	37 0.9	<del>22</del> 0.4	19 2.6	36 0.2	78 0.7	83 2.2	52 1.1	91 0.7	50 0.3	68 0.5	109 1.5	61 5.4	20 2.0						
<b>Lap 2</b>	1	63 0.4	2 4.1	41 0.5	58 0.9	89 4.5	25 3.7	37 5.1	78 4.5	19 2.0	36 0.6	83 1.0	91 4.1	68 2.3	50 0.0	109 3.1	52 4.7	61 9.3	20 0.8							
<b>Lap 3</b>	1	63 2.5	41 6.6	2 0.3	58 0.7	89 7.4	25 3.8	37 9.2	78 3.9	19 4.4	83 1.7	36 0.3	91 5.4	50 3.2	68 0.3	109 6.1	52 0.0	20 21.4	61 0.4							
<b>Lap 4</b>	1	63 4.3	41 8.9	2 0.1	58 1.2	89 9.8	25 3.4	37 13.7	78 2.3	19 7.5	83 1.9	36 0.4	91 8.4	50 3.6	68 0.0	109 6.3	52 1.0	20 29.7	61 0.4							
<b>Lap 5</b>	1	63 7.1	41 8.8	2 0.9	58 1.0	89 13.1	25 6.3	37 13.2	78 1.7	19 9.3	36 2.7	83 1.0	91 11.3	50 3.4	68 0.3	52 4.8	109 0.9	20 41.6	61 0.1							



### Scooters 4, 4e, 10, Auto & Prod.

### Race 31 (Sunday) Analysis

For information purposes. No official / regulatory value

No.	Rider	Laps	Lap Time
<b>No.1 Graham Tatton</b>			
1			1:55.594
2			1:49.433
3			1:49.213
4			1:49.660
5			1:50.584
<b>No.2 Justin Price</b>			
1			1:55.428
2			1:53.104
3			1:54.134
4			1:53.512
5			1:54.072
<b>No.19 Mark Shirley</b>			
1			2:04.915
2			2:03.291
3			2:02.296
4			2:02.121
5			2:00.645
<b>No.20 Lee Abraham</b>			
1			2:17.247
2			2:14.688
3			2:14.599
4			2:15.146
5			2:15.369
<b>No.22 Alexander Vandyke</b>			
1			2:00.756
<b>No.25 Tom Shaw</b>			
1			2:01.241
2			1:55.666
3			1:56.456
4			1:56.003
5			2:00.004
<b>No.36 Nakita McNally</b>			
1			2:05.343
2			2:03.685
3			2:03.778
4			2:02.424
5			2:00.964
<b>No.37 James McNally</b>			
1			2:02.506
2			1:59.883
3			2:00.492
4			2:00.499
5			1:59.494

No.	Rider	Laps	Lap Time
<b>No.41 Stuart Day</b>			
1			1:56.434
2			1:52.244
3			1:53.177
4			1:53.768
5			1:53.262
<b>No.50 Philip Hallam</b>			
1			2:09.293
2			2:06.159
3			2:04.781
4			2:05.849
5			2:04.705
<b>No.52 John Woods</b>			
1			2:08.898
2			2:15.096
3			2:03.351
4			2:06.843
5			2:02.534
<b>No.58 Stephen Hamilton</b>			
1			1:56.181
2			1:53.579
3			1:53.437
4			1:53.988
5			1:53.869
<b>No.61 Michael Leicester</b>			
1			2:15.996
2			2:15.839
3			2:15.911
4			2:15.136
5			2:15.080
<b>No.63 David Bristow</b>			
1			1:54.210
2			1:50.600
3			1:51.322
4			1:51.462
5			1:53.358
<b>No.68 Shaun Nickells</b>			
1			2:09.837
2			2:05.545
3			2:05.172
4			2:05.626
5			2:05.005
<b>No.78 Barrie Braithwaite</b>			
1			2:05.618
2			2:00.299

No.	Rider	Laps	Lap Time
3			1:59.906
4			1:58.975
5			1:58.876
<b>No.83 Jeremy Crew</b>			
1			2:07.023
2			2:01.777
3			2:02.332
4			2:02.326
5			2:02.481
<b>No.89 Ioannis Chitoglou</b>			
1			1:58.561
2			1:55.267
3			1:56.386
4			1:56.402
5			1:57.099
<b>No.91 Simon Palmer</b>			
1			2:10.134
2			2:04.038
3			2:03.977
4			2:05.390
5			2:04.946
<b>No.109 Paul Fitzgerald</b>			
1			2:10.541
2			2:07.237
3			2:08.079
4			2:05.820
5			2:04.531



### Scooters 4, 4e, 10, Auto & Prod.

### Race 31 (Sunday) Starting Grid

Document 9

**POLE POSITION**

1	<b>1</b> Graham Tatton Lambretta / GP / 200	<b>63</b> David Bristow Vespa / SSS90 / 135	<b>2</b> Justin Price Lambretta / GP / 200
2	<b>41</b> Stuart Day Lambretta / / 205	<b>58</b> Stephen Hamilton Lambretta / DSC-RB / 200	<b>89</b> Ioannis Chitoglou Vespa / Hornet
3	<b>25</b> Tom Shaw Lambretta / GP / 186	<b>28</b> Stephen Wright Lambretta / DSC-RB / 200	<b>37</b> James McNally Gilera / Runner
4	<b>36</b> Nakita McNally Lambretta /	<b>19</b> Mark Shirley Piaggio / Zip / SP Mk2	<b>91</b> Simon Palmer Lambretta / Wildcat / 200
5	<b>52</b> John Woods Lambretta / / 200	<b>78</b> Barrie Braithwaite Lambretta / GP / 200	<b>62</b> Stefan Manoli Vespa / SS90 / 132
6	<b>109</b> Paul Fitzgerald Lambretta / GP / 200	<b>83</b> Jeremy Crew Lambretta / GP / 200	<b>50</b> Philip Hallam Lambretta / GP / 186
7	<b>68</b> Shaun Nickells JPS / Lambretta / 200	<b>61</b> Michael Leicester Vespa / PK / 132	<b>20</b> Lee Abraham Lambretta / GP / 200
8	<b>88</b> Kieran Kearney Lambretta / GP / 200	<b>98</b> Zack Tingle Lambretta / / 205	<b>22</b> Alexander Vandyke Gilera / Runner / 125
9	<b>34</b> Harry Smith Vespa / PK / 132	<b>17</b> Justin Offland Lambretta / GP / 200	

Start : 27/03 - 18:00 5 Laps = 17.095 km

Timekeeper *David Jones*

Timekeeper *[Signature]*

Clerk of Course *[Signature]*

Posting Time : **14:13**

NEMCRC Croft 2022 (GB) 26-27/03/2022

Page 1 / 1

Motor Sport Timing UK

Apex Timing GoRacing 

