

BRITISH HISTORIC RACING

CADWELL PARK RESULTS

Saturday 1st /Sunday 2nd July 2017

RESULTS BY



HS Sports Ltd
Kinetic House, Varey Road
Congleton, Cheshire CW12 1UW
Tel. +44 (0)1260 275708
Fax +44 (0)1260 295625
www.hssports.co.uk



BSSO SOLO SCOOTER CHAMPIONSHIP

RESULT - RACE 5

| PI | No | Evt | Name | Machine | Laps | Time | Behind | MPH | Best Lap on | MPH |
|----|-----|-----|------------------|-------------------------|------|---------|---------|-------|-------------|---------|
| 1 | 5 | Op | Lee BAMBER | Gilera Runner | 4 | 8:06.24 | | 64.56 | 1:53.94 | 3 68.88 |
| 2 | 101 | Op | Gary PEACOCK | Aprilia SR125 | 4 | 8:07.80 | 1.56 | 64.35 | 1:54.11 | 3 68.78 |
| 3 | 7 | 4 | Darren CONNEELY | Lambretta 220 | 4 | 8:12.25 | 6.01 | 63.77 | 2:00.87 | 2 64.93 |
| 4 | 71 | Op | Warren WILKINSON | Gilera Runner179 | 4 | 8:26.73 | 20.49 | 61.95 | 1:59.22 | 4 65.83 |
| 5 | 18 | 4 | Dan LEWIS | Lambretta GP200 | 4 | 8:34.26 | 28.02 | 61.04 | 2:06.75 | 4 61.92 |
| 6 | 16 | 4 | Chris GEYTON | Lambretta GP200 | 4 | 8:34.28 | 28.04 | 61.04 | 2:05.36 | 4 62.60 |
| 7 | 3 | Ev | Justin PRICE | Lambretta GP200 | 4 | 8:35.43 | 29.19 | 60.90 | 2:06.06 | 3 62.26 |
| 8 | 14 | Op | Stewart MCKENZIE | Vespa 256 | 4 | 8:42.32 | 36.08 | 60.10 | 2:06.58 | 2 62.00 |
| 9 | 4 | Ev | Stephen GRAVES | Lambretta Production 20 | 4 | 8:47.11 | 40.87 | 59.55 | 2:09.37 | 2 60.66 |
| 10 | 66 | Op | Scott CHAPMAN | Gilera Runner 172 | 4 | 8:52.40 | 46.16 | 58.96 | 2:02.71 | 3 63.96 |
| 11 | 81 | Ev | James LANCASTER | Lambretta Franspeed | 4 | 8:53.29 | 47.05 | 58.86 | 2:11.45 | 3 59.70 |
| 12 | 8 | Ev | David DELANEY | Lambretta SRP200 | 4 | 8:53.62 | 47.38 | 58.83 | 2:11.02 | 3 59.90 |
| 13 | 52 | Op | John WOODS | Gilera Runner 179 | 4 | 9:01.24 | 55.00 | 58.00 | 2:07.32 | 4 61.64 |
| 14 | 47 | Ev | Graham TATTON | Lambretta GP200 | 4 | 9:03.32 | 57.08 | 57.78 | 2:13.24 | 3 58.90 |
| 15 | 41 | Ev | Stuart DAY | Lambretta GP 230 | 4 | 9:03.33 | 57.09 | 57.78 | 2:13.08 | 3 58.97 |
| 16 | 64 | Ev | Pat WICKHAM | Lambretta GP 200 | 4 | 9:11.41 | 1:05.17 | 56.93 | 2:14.37 | 3 58.41 |
| 17 | 20 | Op | David WILSON | Scomadi 172 | 4 | 9:15.13 | 1:08.89 | 56.55 | 2:12.54 | 4 59.21 |
| 18 | 129 | Ev | Jeremy STEEL | Lambretta 200 | 4 | 9:21.38 | 1:15.14 | 55.92 | 2:17.25 | 4 57.18 |
| 19 | 116 | Ev | Shaun FAIRHEAD | Lambretta GP200 200 | 4 | 9:21.63 | 1:15.39 | 55.89 | 2:18.67 | 4 56.59 |
| 20 | 99 | Ev | Andy BARNES | Lambretta TV 200 | 4 | 9:22.59 | 1:16.35 | 55.80 | 2:18.00 | 2 56.87 |
| 21 | 111 | Ev | Liam DUNN | Lambretta GP200 | 4 | 9:25.61 | 1:19.37 | 55.50 | 2:17.97 | 4 56.88 |
| 22 | 68 | Ev | Shaun NICKELLS | Lambretta LI 200 | 4 | 9:26.00 | 1:19.76 | 55.46 | 2:17.98 | 4 56.88 |
| 23 | 90 | Ev | Andrew WALKER | Lambretta GP200 | 4 | 9:34.57 | 1:28.33 | 54.64 | 2:21.02 | 2 55.65 |
| 24 | 131 | Ev | Andrew DUNCAN | Lambretta GP200 | 4 | 9:44.71 | 1:38.47 | 53.69 | 2:22.62 | 4 55.03 |
| 25 | 112 | Ev | David MARSDEN | Lambretta GP200 | 4 | 9:59.76 | 1:53.52 | 52.34 | 2:27.26 | 2 53.29 |
| 26 | 94 | Ev | Graeme LAKE | Lambretta GP 198 | 3 | 8:19.92 | 1 Lap | 47.10 | 2:44.41 | 2 47.73 |

Not-Classified

| | | | | | | | | | |
|----|----|----------------|-----------------------|---|---------|-----|-------|---------|---------|
| 28 | Op | Stephen WRIGHT | Gilera Runner PSN 180 | 1 | 2:33.81 | DNF | 51.02 | 2:12.60 | 1 59.19 |
|----|----|----------------|-----------------------|---|---------|-----|-------|---------|---------|

Fastest Lap

| | | | | | | | | | |
|---|----|------------|---------------|--|--|--|--|---------|---------|
| 5 | Op | Lee BAMBER | Gilera Runner | | | | | 1:53.94 | 3 68.88 |
|---|----|------------|---------------|--|--|--|--|---------|---------|

Start Time : 11:53

Cadwell Park

01 Jul 17 12:04

Clerk of Course :

Time Issued :

Chief Timekeeper : Anthony Smith

THESE RESULTS ARE PROVISIONAL UNTIL THE CONCLUSION OF ANY JUDICIAL AND TECHNICAL MATTERS

HS Sports Timing and Results Systems - Results and Lap Times at www.hssports.co.uk

BRITISH HISTORIC RACING

BSSO SOLO SCOOTER CHAMPIONSHIP

RESULT - RACE 5 - EVENT 4

| PI | No | Evt | Name | Machine | Laps | Time | MPH | Best Lap on | MPH |
|----|----|-----|-----------------|-----------------|------|---------|-------|-------------|---------|
| 1 | 7 | 4 | Darren CONNEELY | Lambretta 220 | 4 | 8:12.25 | 63.77 | 2:00.87 | 2 64.93 |
| 2 | 18 | 4 | Dan LEWIS | Lambretta GP200 | 4 | 8:34.26 | 61.04 | 2:06.75 | 4 61.92 |
| 3 | 16 | 4 | Chris GEYTON | Lambretta GP200 | 4 | 8:34.28 | 61.04 | 2:05.36 | 4 62.60 |

Fastest Lap

7 4 Darren CONNEELY Lambretta 220 2:00.87 2 64.93

Start Time : 11:53

Cadwell Park

01 Jul 17 12:05

Clerk of Course :

Time Issued :

Chief Timekeeper : Anthony Smith



THESE RESULTS ARE PROVISIONAL UNTIL THE CONCLUSION OF ANY JUDICIAL AND TECHNICAL MATTERS

HS Sports Timing and Results Systems - Results and Lap Times at www.hssports.co.uk

BRITISH HISTORIC RACING

BSSO SOLO SCOOTER CHAMPIONSHIP

RESULT - RACE 5 - EVENT Ev

| PI | No | Evt | Name | Machine | Laps | Time | MPH | Best Lap on | MPH |
|----|-----|-----|-----------------|-------------------------|------|---------|-------|-------------|---------|
| 1 | 3 | Ev | Justin PRICE | Lambretta GP200 | 4 | 8:35.43 | 60.90 | 2:06.06 | 3 62.26 |
| 2 | 4 | Ev | Stephen GRAVES | Lambretta Production 20 | 4 | 8:47.11 | 59.55 | 2:09.37 | 2 60.66 |
| 3 | 81 | Ev | James LANCASTER | Lambretta Franspeed | 4 | 8:53.29 | 58.86 | 2:11.45 | 3 59.70 |
| 4 | 8 | Ev | David DELANEY | Lambretta SRP200 | 4 | 8:53.62 | 58.83 | 2:11.02 | 3 59.90 |
| 5 | 47 | Ev | Graham TATTON | Lambretta GP200 | 4 | 9:03.32 | 57.78 | 2:13.24 | 3 58.90 |
| 6 | 41 | Ev | Stuart DAY | Lambretta GP 230 | 4 | 9:03.33 | 57.78 | 2:13.08 | 3 58.97 |
| 7 | 64 | Ev | Pat WICKHAM | Lambretta GP 200 | 4 | 9:11.41 | 56.93 | 2:14.37 | 3 58.41 |
| 8 | 129 | Ev | Jeremy STEEL | Lambretta 200 | 4 | 9:21.38 | 55.92 | 2:17.25 | 4 57.18 |
| 9 | 116 | Ev | Shaun FAIRHEAD | Lambretta GP200 200 | 4 | 9:21.63 | 55.89 | 2:18.67 | 4 56.59 |
| 10 | 99 | Ev | Andy BARNES | Lambretta TV 200 | 4 | 9:22.59 | 55.80 | 2:18.00 | 2 56.87 |
| 11 | 111 | Ev | Liam DUNN | Lambretta GP200 | 4 | 9:25.61 | 55.50 | 2:17.97 | 4 56.88 |
| 12 | 68 | Ev | Shaun NICKELLS | Lambretta LI 200 | 4 | 9:26.00 | 55.46 | 2:17.98 | 4 56.88 |
| 13 | 90 | Ev | Andrew WALKER | Lambretta GP200 | 4 | 9:34.57 | 54.64 | 2:21.02 | 2 55.65 |
| 14 | 131 | Ev | Andrew DUNCAN | Lambretta GP200 | 4 | 9:44.71 | 53.69 | 2:22.62 | 4 55.03 |
| 15 | 112 | Ev | David MARSDEN | Lambretta GP200 | 4 | 9:59.76 | 52.34 | 2:27.26 | 2 53.29 |
| 16 | 94 | Ev | Graeme LAKE | Lambretta GP 198 | 3 | 8:19.92 | 47.10 | 2:44.41 | 2 47.73 |

Fastest Lap

3 Ev Justin PRICE Lambretta GP200 2:06.06 3 62.26

Start Time : 11:53


Cadwell Park

01 Jul 17 12:05

Clerk of Course :

Time Issued :

Chief Timekeeper : Anthony Smith



THESE RESULTS ARE PROVISIONAL UNTIL THE CONCLUSION OF ANY JUDICIAL AND TECHNICAL MATTERS

HS Sports Timing and Results Systems - Results and Lap Times at www.hssports.co.uk



BSSO SOLO SCOOTER CHAMPIONSHIP

RESULT - RACE 5 - EVENT Op

| PI | No | Evt | Name | Machine | Laps | Time | MPH | Best Lap on | MPH |
|----|-----|-----|------------------|-------------------|------|---------|-------|-------------|---------|
| 1 | 5 | Op | Lee BAMBER | Gilera Runner | 4 | 8:06.24 | 64.56 | 1:53.94 | 3 68.88 |
| 2 | 101 | Op | Gary PEACOCK | Aprilia SR125 | 4 | 8:07.80 | 64.35 | 1:54.11 | 3 68.78 |
| 3 | 71 | Op | Warren WILKINSON | Gilera Runner179 | 4 | 8:26.73 | 61.95 | 1:59.22 | 4 65.83 |
| 4 | 14 | Op | Stewart MCKENZIE | Vespa 256 | 4 | 8:42.32 | 60.10 | 2:06.58 | 2 62.00 |
| 5 | 66 | Op | Scott CHAPMAN | Gilera Runner 172 | 4 | 8:52.40 | 58.96 | 2:02.71 | 3 63.96 |
| 6 | 52 | Op | John WOODS | Gilera Runner 179 | 4 | 9:01.24 | 58.00 | 2:07.32 | 4 61.64 |
| 7 | 20 | Op | David WILSON | Scomadi 172 | 4 | 9:15.13 | 56.55 | 2:12.54 | 4 59.21 |

Not-Classified

| | | | | | | | | | |
|----|----|----------------|-----------------------|---|---------|-----|-------|---------|---------|
| 28 | Op | Stephen WRIGHT | Gilera Runner PSN 180 | 1 | 2:33.81 | DNF | 51.02 | 2:12.60 | 1 59.19 |
|----|----|----------------|-----------------------|---|---------|-----|-------|---------|---------|

Fastest Lap

| | | | | | | | | | |
|---|----|------------|---------------|--|--|--|---------|---------|--|
| 5 | Op | Lee BAMBER | Gilera Runner | | | | 1:53.94 | 3 68.88 | |
|---|----|------------|---------------|--|--|--|---------|---------|--|

Start Time : 11:53

Cadwell Park

01 Jul 17 12:05

Clerk of Course :

Time Issued :

Chief Timekeeper : Anthony Smith

THESE RESULTS ARE PROVISIONAL UNTIL THE CONCLUSION OF ANY JUDICIAL AND TECHNICAL MATTERS

HS Sports Timing and Results Systems - Results and Lap Times at www.hssports.co.uk

BSSO SOLO SCOOTER CHAMPIONSHIP

LAP TIMES - RACE 5

| | | | | | | | | | | | |
|-----------|-------------------------|----------|----------|----------|----------|----------|----------|----------|----------|----------|-----------|
| 3 | Justin PRICE | | | | | | | | | | |
| | Lap | 1 | 2 | 3 | 4 | 5 | 6 | 7 | 8 | 9 | 10 |
| | 1 | 2:13.05 | 2:07.33 | 2:06.06 | 2:06.45 | | | | | | |
| 4 | Stephen GRAVES | | | | | | | | | | |
| | Lap | 1 | 2 | 3 | 4 | 5 | 6 | 7 | 8 | 9 | 10 |
| | 1 | 2:13.72 | 2:09.37 | 2:10.53 | 2:11.07 | | | | | | |
| 5 | Lee BAMBER | | | | | | | | | | |
| | Lap | 1 | 2 | 3 | 4 | 5 | 6 | 7 | 8 | 9 | 10 |
| | 1 | 2:01.31 | 1:55.50 | 1:53.94 | 1:54.45 | | | | | | |
| 7 | Darren CONNEELY | | | | | | | | | | |
| | Lap | 1 | 2 | 3 | 4 | 5 | 6 | 7 | 8 | 9 | 10 |
| | 1 | 2:03.14 | 2:00.87 | 2:04.54 | 2:01.98 | | | | | | |
| 8 | David DELANEY | | | | | | | | | | |
| | Lap | 1 | 2 | 3 | 4 | 5 | 6 | 7 | 8 | 9 | 10 |
| | 1 | 2:14.16 | 2:12.14 | 2:11.02 | 2:11.77 | | | | | | |
| 14 | Stewart MCKENZIE | | | | | | | | | | |
| | Lap | 1 | 2 | 3 | 4 | 5 | 6 | 7 | 8 | 9 | 10 |
| | 1 | 2:10.59 | 2:06.58 | 2:07.25 | 2:12.71 | | | | | | |
| 16 | Chris GEYTON | | | | | | | | | | |
| | Lap | 1 | 2 | 3 | 4 | 5 | 6 | 7 | 8 | 9 | 10 |
| | 1 | 2:11.46 | 2:07.65 | 2:07.13 | 2:05.36 | | | | | | |
| 18 | Dan LEWIS | | | | | | | | | | |
| | Lap | 1 | 2 | 3 | 4 | 5 | 6 | 7 | 8 | 9 | 10 |
| | 1 | 2:09.32 | 2:08.00 | 2:08.15 | 2:06.75 | | | | | | |
| 20 | David WILSON | | | | | | | | | | |
| | Lap | 1 | 2 | 3 | 4 | 5 | 6 | 7 | 8 | 9 | 10 |
| | 1 | 2:12.58 | 2:14.29 | 2:13.87 | 2:12.54 | | | | | | |
| 28 | Stephen WRIGHT | | | | | | | | | | |
| | Lap | 1 | 2 | 3 | 4 | 5 | 6 | 7 | 8 | 9 | 10 |
| | 1 | 2:12.60 | | | | | | | | | |
| 41 | Stuart DAY | | | | | | | | | | |
| | Lap | 1 | 2 | 3 | 4 | 5 | 6 | 7 | 8 | 9 | 10 |
| | 1 | 2:16.69 | 2:14.52 | 2:13.08 | 2:13.57 | | | | | | |
| 47 | Graham TATTON | | | | | | | | | | |
| | Lap | 1 | 2 | 3 | 4 | 5 | 6 | 7 | 8 | 9 | 10 |
| | 1 | 2:19.44 | 2:13.34 | 2:13.24 | 2:13.47 | | | | | | |
| 52 | John WOODS | | | | | | | | | | |
| | Lap | 1 | 2 | 3 | 4 | 5 | 6 | 7 | 8 | 9 | 10 |
| | 1 | 2:11.51 | 2:11.99 | 2:09.13 | 2:07.32 | | | | | | |

| | | | | | | | | | | | |
|------------|-------------------------|----------|----------|----------|----------|----------|----------|----------|----------|----------|-----------|
| 64 | Pat WICKHAM | | | | | | | | | | |
| | Lap | 1 | 2 | 3 | 4 | 5 | 6 | 7 | 8 | 9 | 10 |
| | 1 | 2:23.17 | 2:15.03 | 2:14.37 | 2:15.29 | | | | | | |
| 66 | Scott CHAPMAN | | | | | | | | | | |
| | Lap | 1 | 2 | 3 | 4 | 5 | 6 | 7 | 8 | 9 | 10 |
| | 1 | 2:05.40 | 2:04.00 | 2:02.71 | 2:18.56 | | | | | | |
| 68 | Shaun NICKELLS | | | | | | | | | | |
| | Lap | 1 | 2 | 3 | 4 | 5 | 6 | 7 | 8 | 9 | 10 |
| | 1 | 2:23.74 | 2:21.28 | 2:18.90 | 2:17.98 | | | | | | |
| 71 | Warren WILKINSON | | | | | | | | | | |
| | Lap | 1 | 2 | 3 | 4 | 5 | 6 | 7 | 8 | 9 | 10 |
| | 1 | 2:03.46 | 2:00.85 | 2:01.65 | 1:59.22 | | | | | | |
| 81 | James LANCASTER | | | | | | | | | | |
| | Lap | 1 | 2 | 3 | 4 | 5 | 6 | 7 | 8 | 9 | 10 |
| | 1 | 2:15.33 | 2:11.91 | 2:11.45 | 2:11.71 | | | | | | |
| 90 | Andrew WALKER | | | | | | | | | | |
| | Lap | 1 | 2 | 3 | 4 | 5 | 6 | 7 | 8 | 9 | 10 |
| | 1 | 2:25.47 | 2:21.02 | 2:21.32 | 2:21.69 | | | | | | |
| 94 | Graeme LAKE | | | | | | | | | | |
| | Lap | 1 | 2 | 3 | 4 | 5 | 6 | 7 | 8 | 9 | 10 |
| | 1 | 2:46.20 | 2:44.41 | 2:44.56 | | | | | | | |
| 99 | Andy BARNES | | | | | | | | | | |
| | Lap | 1 | 2 | 3 | 4 | 5 | 6 | 7 | 8 | 9 | 10 |
| | 1 | 2:23.56 | 2:18.00 | 2:19.07 | 2:18.23 | | | | | | |
| 101 | Gary PEACOCK | | | | | | | | | | |
| | Lap | 1 | 2 | 3 | 4 | 5 | 6 | 7 | 8 | 9 | 10 |
| | 1 | 2:01.59 | 1:55.64 | 1:54.11 | 1:54.71 | | | | | | |
| 111 | Liam DUNN | | | | | | | | | | |
| | Lap | 1 | 2 | 3 | 4 | 5 | 6 | 7 | 8 | 9 | 10 |
| | 1 | 2:23.53 | 2:20.31 | 2:18.65 | 2:17.97 | | | | | | |
| 112 | David MARSDEN | | | | | | | | | | |
| | Lap | 1 | 2 | 3 | 4 | 5 | 6 | 7 | 8 | 9 | 10 |
| | 1 | 2:28.28 | 2:27.26 | 2:29.03 | 2:29.69 | | | | | | |
| 116 | Shaun FAIRHEAD | | | | | | | | | | |
| | Lap | 1 | 2 | 3 | 4 | 5 | 6 | 7 | 8 | 9 | 10 |
| | 1 | 2:21.36 | 2:18.99 | 2:19.36 | 2:18.67 | | | | | | |
| 129 | Jeremy STEEL | | | | | | | | | | |
| | Lap | 1 | 2 | 3 | 4 | 5 | 6 | 7 | 8 | 9 | 10 |
| | 1 | 2:22.76 | 2:18.74 | 2:19.05 | 2:17.25 | | | | | | |
| 131 | Andrew DUNCAN | | | | | | | | | | |
| | Lap | 1 | 2 | 3 | 4 | 5 | 6 | 7 | 8 | 9 | 10 |
| | 1 | 2:29.27 | 2:24.53 | 2:23.18 | 2:22.62 | | | | | | |

Lap Chart

BSSO SOLO SCOOTER CHAMPIONSHIP - RACE 5

| Lap 1 | | Lap 2 | | Lap 3 | | Lap 4 | | Lap 5 | | Lap 6 | | Lap 7 | | Lap 8 | | Lap 9 | | Lap 10 | |
|-------|---------|-------|---------|-------|---------|-------|---------|-------|------|-------|------|-------|------|-------|------|-------|------|--------|------|
| No | Time | No | Time | No | Time | No | Time | No | Time | No | Time | No | Time | No | Time | No | Time | No | Time |
| 7 | 2:04.86 | 7 | 4:05.73 | 7 | 6:10.27 | 5 | 8:06.24 | | | | | | | | | | | | |
| 18 | 2:11.36 | 5 | 4:17.85 | 5 | 6:11.79 | 101 | 8:07.80 | | | | | | | | | | | | |
| 16 | 2:14.14 | 101 | 4:18.98 | 101 | 6:13.09 | 7 | 8:12.25 | | | | | | | | | | | | |
| 3 | 2:15.59 | 18 | 4:19.36 | 71 | 6:27.51 | 94 | 8:19.92 | *1 | | | | | | | | | | | |
| 14 | 2:15.78 | 16 | 4:21.79 | 18 | 6:27.51 | 71 | 8:26.73 | | | | | | | | | | | | |
| 4 | 2:16.14 | 14 | 4:22.36 | 16 | 6:28.92 | 18 | 8:34.26 | | | | | | | | | | | | |
| 81 | 2:18.22 | 3 | 4:22.92 | 3 | 6:28.98 | 16 | 8:34.28 | | | | | | | | | | | | |
| 8 | 2:18.69 | 4 | 4:25.51 | 14 | 6:29.61 | 3 | 8:35.43 | | | | | | | | | | | | |
| 41 | 2:22.16 | 71 | 4:25.86 | 66 | 6:33.84 | 14 | 8:42.32 | | | | | | | | | | | | |
| 5 | 2:22.35 | 81 | 4:30.13 | 4 | 6:36.04 | 4 | 8:47.11 | | | | | | | | | | | | |
| 47 | 2:23.27 | 8 | 4:30.83 | 81 | 6:41.58 | 66 | 8:52.40 | | | | | | | | | | | | |
| 101 | 2:23.34 | 66 | 4:31.13 | 8 | 6:41.85 | 81 | 8:53.29 | | | | | | | | | | | | |
| 116 | 2:24.61 | 47 | 4:36.61 | 41 | 6:49.76 | 8 | 8:53.62 | | | | | | | | | | | | |
| 71 | 2:25.01 | 41 | 4:36.68 | 47 | 6:49.85 | 52 | 9:01.24 | | | | | | | | | | | | |
| 129 | 2:26.34 | 64 | 4:41.75 | 52 | 6:53.92 | 47 | 9:03.32 | | | | | | | | | | | | |
| 64 | 2:26.72 | 116 | 4:43.60 | 64 | 6:56.12 | 41 | 9:03.33 | | | | | | | | | | | | |
| 66 | 2:27.13 | 52 | 4:44.79 | 20 | 7:02.59 | 64 | 9:11.41 | | | | | | | | | | | | |
| 99 | 2:27.29 | 129 | 4:45.08 | 116 | 7:02.96 | 20 | 9:15.13 | | | | | | | | | | | | |
| 68 | 2:27.84 | 99 | 4:45.29 | 129 | 7:04.13 | 129 | 9:21.38 | | | | | | | | | | | | |
| 111 | 2:28.68 | 20 | 4:48.72 | 99 | 7:04.36 | 116 | 9:21.63 | | | | | | | | | | | | |
| 90 | 2:30.54 | 111 | 4:48.99 | 111 | 7:07.64 | 99 | 9:22.59 | | | | | | | | | | | | |
| 52 | 2:32.80 | 68 | 4:49.12 | 68 | 7:08.02 | 111 | 9:25.61 | | | | | | | | | | | | |
| 112 | 2:33.78 | 90 | 4:51.56 | 90 | 7:12.88 | 68 | 9:26.00 | | | | | | | | | | | | |
| 28 | 2:33.81 | 131 | 4:58.91 | 131 | 7:22.09 | 90 | 9:34.57 | | | | | | | | | | | | |
| 131 | 2:34.38 | 112 | 5:01.04 | 112 | 7:30.07 | 131 | 9:44.71 | | | | | | | | | | | | |
| 20 | 2:34.43 | 94 | 5:35.36 | | | 112 | 9:59.76 | | | | | | | | | | | | |
| 94 | 2:50.95 | | | | | | | | | | | | | | | | | | |



BSSO SOLO SCOOTER CHAMPIONSHIP

RESULT - RACE 8

| PI | No | Evt | Name | Machine | Laps | Time | Behind | MPH | Best Lap on | MPH |
|----|-----|-----|------------------|-----------------------|------|---------|---------|-------|-------------|---------|
| 1 | 101 | | Gary PEACOCK | Aprilia SR125 | 4 | 7:42.31 | | 67.90 | 1:53.61 | 3 69.08 |
| 2 | 71 | | Warren WILKINSON | Gilera Runner179 | 4 | 7:50.15 | 7.84 | 66.77 | 1:55.58 | 3 67.90 |
| 3 | 5 | | Lee BAMBER | Gilera Runner 172 | 4 | 7:50.68 | 8.37 | 66.69 | 1:55.67 | 2 67.85 |
| 4 | 28 | | Stephen WRIGHT | Gilera Runner PSN 180 | 4 | 8:09.66 | 27.35 | 64.11 | 2:00.19 | 4 65.30 |
| 5 | 52 | | John WOODS | Gilera Runner 179 | 4 | 8:30.75 | 48.44 | 61.46 | 2:05.65 | 3 62.46 |
| 6 | 20 | | David WILSON | Scomadi 172 | 4 | 8:44.57 | 1:02.26 | 59.84 | 2:09.20 | 2 60.74 |
| 7 | 66 | | Scott CHAPMAN | Gilera Runner 172 | 4 | 8:58.54 | 1:16.23 | 58.29 | 2:08.42 | 1 61.11 |
| 8 | 62 | | Taylor STURGESS | Lambretta SX200 | 4 | 9:06.32 | 1:24.01 | 57.46 | 2:08.12 | 3 61.26 |
| 9 | 3 | | Justin PRICE | Piaggio Zip 179 | 4 | 9:06.76 | 1:24.45 | 57.41 | 2:05.48 | 4 62.54 |
| 10 | 64 | | Pat WICKHAM | Lambretta GP 200 | 4 | 9:11.39 | 1:29.08 | 56.93 | 2:13.08 | 4 58.97 |
| 11 | 41 | | Stuart DAY | Lambretta GP 200 | 4 | 9:18.64 | 1:36.33 | 56.19 | 2:10.74 | 4 60.03 |
| 12 | 19 | | Mark SHIRLEY | Piaggio Zip 80 | 4 | 9:20.27 | 1:37.96 | 56.03 | 2:17.92 | 3 56.90 |
| 13 | 81 | | James LANCASTER | Lambretta Franspeed | 4 | 9:22.46 | 1:40.15 | 55.81 | 2:10.84 | 4 59.98 |
| 14 | 97 | | Mark COOK | Lambretta GP 230 | 4 | 9:24.97 | 1:42.66 | 55.56 | 2:10.23 | 4 60.26 |
| 15 | 129 | | Jeremy STEEL | Lambretta 200 | 4 | 9:25.38 | 1:43.07 | 55.52 | 2:18.71 | 4 56.58 |
| 16 | 76 | | Steven LAST | Lambretta GT240 240 | 4 | 9:42.26 | 1:59.95 | 53.91 | 2:18.68 | 2 56.59 |
| 17 | 131 | | Andrew DUNCAN | Lambretta GP200 | 4 | 9:49.39 | 2:07.08 | 53.26 | 2:21.58 | 4 55.43 |

Not-Classified

| | | | | | | | | | |
|----|------------------|---------------|---|---------|---------|-------|---------|---|-------|
| 7 | Darren CONNEELY | Lambretta 220 | 2 | 4:22.48 | DNF | 59.80 | 1:56.01 | 2 | 67.65 |
| 14 | Stewart MCKENZIE | Vespa 256 | 0 | | Starter | | | | |

Fastest Lap

| | | | | | | | | | |
|-----|--------------|---------------|--|--|--|--|---------|---|-------|
| 101 | Gary PEACOCK | Aprilia SR125 | | | | | 1:53.61 | 3 | 69.08 |
|-----|--------------|---------------|--|--|--|--|---------|---|-------|

Start Time : 13:57

Cadwell Park

01 Jul 17 14:08

Clerk of Course :

Time Issued :

Chief Timekeeper : Anthony Smith

THESE RESULTS ARE PROVISIONAL UNTIL THE CONCLUSION OF ANY JUDICIAL AND TECHNICAL MATTERS

HS Sports Timing and Results Systems - Results and Lap Times at www.hssports.co.uk

BSSO SOLO SCOOTER CHAMPIONSHIP

LAP TIMES - RACE 8

| | | | | | | | | | | | |
|-----------|-------------------------|----------|----------|----------|----------|----------|----------|----------|----------|----------|-----------|
| 3 | Justin PRICE | | | | | | | | | | |
| | Lap | 1 | 2 | 3 | 4 | 5 | 6 | 7 | 8 | 9 | 10 |
| | 1 | 2:43.10 | 2:08.20 | 2:07.75 | 2:05.48 | | | | | | |
| 5 | Lee BAMBER | | | | | | | | | | |
| | Lap | 1 | 2 | 3 | 4 | 5 | 6 | 7 | 8 | 9 | 10 |
| | 1 | 1:59.11 | 1:55.67 | 1:56.11 | 1:56.79 | | | | | | |
| 7 | Darren CONNEELY | | | | | | | | | | |
| | Lap | 1 | 2 | 3 | 4 | 5 | 6 | 7 | 8 | 9 | 10 |
| | 1 | 1:59.95 | 1:56.01 | | | | | | | | |
| 19 | Mark SHIRLEY | | | | | | | | | | |
| | Lap | 1 | 2 | 3 | 4 | 5 | 6 | 7 | 8 | 9 | 10 |
| | 1 | 2:20.01 | 2:20.19 | 2:17.92 | 2:18.00 | | | | | | |
| 20 | David WILSON | | | | | | | | | | |
| | Lap | 1 | 2 | 3 | 4 | 5 | 6 | 7 | 8 | 9 | 10 |
| | 1 | 2:10.17 | 2:09.20 | 2:10.71 | 2:11.51 | | | | | | |
| 28 | Stephen WRIGHT | | | | | | | | | | |
| | Lap | 1 | 2 | 3 | 4 | 5 | 6 | 7 | 8 | 9 | 10 |
| | 1 | 2:04.86 | 2:01.43 | 2:00.55 | 2:00.19 | | | | | | |
| 41 | Stuart DAY | | | | | | | | | | |
| | Lap | 1 | 2 | 3 | 4 | 5 | 6 | 7 | 8 | 9 | 10 |
| | 1 | 2:10.83 | 2:16.19 | 2:12.78 | 2:10.74 | | | | | | |
| 52 | John WOODS | | | | | | | | | | |
| | Lap | 1 | 2 | 3 | 4 | 5 | 6 | 7 | 8 | 9 | 10 |
| | 1 | 2:08.98 | 2:06.74 | 2:05.65 | 2:06.46 | | | | | | |
| 62 | Taylor STURGESS | | | | | | | | | | |
| | Lap | 1 | 2 | 3 | 4 | 5 | 6 | 7 | 8 | 9 | 10 |
| | 1 | 2:13.05 | 2:09.89 | 2:08.12 | 2:08.67 | | | | | | |
| 64 | Pat WICKHAM | | | | | | | | | | |
| | Lap | 1 | 2 | 3 | 4 | 5 | 6 | 7 | 8 | 9 | 10 |
| | 1 | 2:22.13 | 2:16.08 | 2:13.96 | 2:13.08 | | | | | | |
| 66 | Scott CHAPMAN | | | | | | | | | | |
| | Lap | 1 | 2 | 3 | 4 | 5 | 6 | 7 | 8 | 9 | 10 |
| | 1 | 2:08.42 | 2:08.66 | 2:13.76 | 2:25.30 | | | | | | |
| 71 | Warren WILKINSON | | | | | | | | | | |
| | Lap | 1 | 2 | 3 | 4 | 5 | 6 | 7 | 8 | 9 | 10 |
| | 1 | 2:01.62 | 1:55.72 | 1:55.58 | 1:55.63 | | | | | | |
| 76 | Steven LAST | | | | | | | | | | |
| | Lap | 1 | 2 | 3 | 4 | 5 | 6 | 7 | 8 | 9 | 10 |
| | 1 | 2:18.74 | 2:18.68 | 2:18.88 | 2:19.09 | | | | | | |

| | | | | | | | | | | | |
|-----------|------------------------|----------|----------|----------|----------|----------|----------|----------|----------|----------|-----------|
| 81 | James LANCASTER | | | | | | | | | | |
| | Lap | 1 | 2 | 3 | 4 | 5 | 6 | 7 | 8 | 9 | 10 |
| | 1 | 2:19.22 | 2:12.72 | 2:12.65 | 2:10.84 | | | | | | |

| | | | | | | | | | | | |
|-----------|------------------|----------|----------|----------|----------|----------|----------|----------|----------|----------|-----------|
| 97 | Mark COOK | | | | | | | | | | |
| | Lap | 1 | 2 | 3 | 4 | 5 | 6 | 7 | 8 | 9 | 10 |
| | 1 | 2:13.29 | 2:12.63 | 2:10.60 | 2:10.23 | | | | | | |

| | | | | | | | | | | | |
|------------|---------------------|----------|----------|----------|----------|----------|----------|----------|----------|----------|-----------|
| 101 | Gary PEACOCK | | | | | | | | | | |
| | Lap | 1 | 2 | 3 | 4 | 5 | 6 | 7 | 8 | 9 | 10 |
| | 1 | 1:58.54 | 1:54.44 | 1:53.61 | 1:53.61 | | | | | | |

| | | | | | | | | | | | |
|------------|---------------------|----------|----------|----------|----------|----------|----------|----------|----------|----------|-----------|
| 129 | Jeremy STEEL | | | | | | | | | | |
| | Lap | 1 | 2 | 3 | 4 | 5 | 6 | 7 | 8 | 9 | 10 |
| | 1 | 2:22.54 | 2:19.38 | 2:19.04 | 2:18.71 | | | | | | |

| | | | | | | | | | | | |
|------------|----------------------|----------|----------|----------|----------|----------|----------|----------|----------|----------|-----------|
| 131 | Andrew DUNCAN | | | | | | | | | | |
| | Lap | 1 | 2 | 3 | 4 | 5 | 6 | 7 | 8 | 9 | 10 |
| | 1 | 2:32.84 | 2:22.94 | 2:22.16 | 2:21.58 | | | | | | |

Lap Chart

BSSO SOLO SCOOTER CHAMPIONSHIP - RACE 8

| Lap 1 | | Lap 2 | | Lap 3 | | Lap 4 | | Lap 5 | | Lap 6 | | Lap 7 | | Lap 8 | | Lap 9 | | Lap 10 | |
|-------|---------|-------|---------|-------|---------|-------|---------|-------|------|-------|------|-------|------|-------|------|-------|------|--------|------|
| No | Time | No | Time | No | Time | No | Time | No | Time | No | Time | No | Time | No | Time | No | Time | No | Time |
| 101 | 2:00.65 | 101 | 3:55.09 | 101 | 5:48.70 | 101 | 7:42.31 | | | | | | | | | | | | |
| 5 | 2:02.11 | 5 | 3:57.78 | 5 | 5:53.89 | 71 | 7:50.15 | | | | | | | | | | | | |
| 71 | 2:03.22 | 71 | 3:58.94 | 71 | 5:54.52 | 5 | 7:50.68 | | | | | | | | | | | | |
| 28 | 2:07.49 | 28 | 4:08.92 | 28 | 6:09.47 | 28 | 8:09.66 | | | | | | | | | | | | |
| 66 | 2:10.82 | 52 | 4:18.64 | 52 | 6:24.29 | 52 | 8:30.75 | | | | | | | | | | | | |
| 52 | 2:11.90 | 66 | 4:19.48 | 20 | 6:33.06 | 20 | 8:44.57 | | | | | | | | | | | | |
| 20 | 2:13.15 | 20 | 4:22.35 | 66 | 6:33.24 | 66 | 8:58.54 | | | | | | | | | | | | |
| 19 | 2:24.16 | 7 | 4:22.48 | 62 | 6:57.65 | 62 | 9:06.32 | | | | | | | | | | | | |
| 7 | 2:26.47 | 19 | 4:44.35 | 64 | 6:58.31 | 3 | 9:06.76 | | | | | | | | | | | | |
| 129 | 2:28.25 | 64 | 4:44.35 | 3 | 7:01.28 | 64 | 9:11.39 | | | | | | | | | | | | |
| 64 | 2:28.27 | 129 | 4:47.63 | 19 | 7:02.27 | 41 | 9:18.64 | | | | | | | | | | | | |
| 41 | 2:38.93 | 62 | 4:49.53 | 129 | 7:06.67 | 19 | 9:20.27 | | | | | | | | | | | | |
| 62 | 2:39.64 | 3 | 4:53.53 | 41 | 7:07.90 | 81 | 9:22.46 | | | | | | | | | | | | |
| 131 | 2:42.71 | 41 | 4:55.12 | 81 | 7:11.62 | 97 | 9:24.97 | | | | | | | | | | | | |
| 3 | 2:45.33 | 81 | 4:58.97 | 97 | 7:14.74 | 129 | 9:25.38 | | | | | | | | | | | | |
| 76 | 2:45.61 | 97 | 5:04.14 | 76 | 7:23.17 | 76 | 9:42.26 | | | | | | | | | | | | |
| 81 | 2:46.25 | 76 | 5:04.29 | 131 | 7:27.81 | 131 | 9:49.39 | | | | | | | | | | | | |
| 97 | 2:51.51 | 131 | 5:05.65 | | | | | | | | | | | | | | | | |

BRITISH HISTORIC RACING

BSSO SOLO SCOOTER CHAMPIONSHIP

RESULT - RACE 16

| PI | No | Evt | Name | Machine | Laps | Time | Behind | MPH | Best Lap on | MPH |
|----|-----|-----|------------------|-------------------------|------|---------|---------|-------|-------------|---------|
| 1 | 7 | 4 | Darren CONNEELY | Lambretta 220 | 4 | 7:57.64 | | 65.72 | 1:57.01 | 2 67.07 |
| 2 | 5 | Op | Lee BAMBER | Gilera Runner | 4 | 8:12.66 | 15.02 | 63.72 | 1:54.09 | 3 68.79 |
| 3 | 101 | Op | Gary PEACOCK | Aprilia SR125 | 4 | 8:17.49 | 19.85 | 63.10 | 1:55.65 | 4 67.86 |
| 4 | 14 | Op | Stewart MCKENZIE | Vespa 256 | 4 | 8:28.71 | 31.07 | 61.71 | 2:04.37 | 2 63.10 |
| 5 | 16 | 4 | Chris GEYTON | Lambretta GP200 | 4 | 8:31.34 | 33.70 | 61.39 | 2:04.27 | 2 63.15 |
| 6 | 3 | Ev | Justin PRICE | Lambretta GP200 | 4 | 8:32.10 | 34.46 | 61.30 | 2:05.26 | 3 62.65 |
| 7 | 18 | 4 | Dan LEWIS | Lambretta GP200 | 4 | 8:46.11 | 48.47 | 59.67 | 2:07.69 | 2 61.46 |
| 8 | 4 | Ev | Stephen GRAVES | Lambretta Production 20 | 4 | 8:49.28 | 51.64 | 59.31 | 2:09.84 | 4 60.44 |
| 9 | 81 | Ev | James LANCASTER | Lambretta Franspeed | 4 | 8:50.24 | 52.60 | 59.20 | 2:09.24 | 4 60.72 |
| 10 | 47 | Ev | Graham TATTON | Lambretta GP200 | 4 | 8:52.73 | 55.09 | 58.93 | 2:10.24 | 3 60.26 |
| 11 | 8 | Ev | David DELANEY | Lambretta SRP200 | 4 | 8:58.82 | 1:01.18 | 58.26 | 2:11.02 | 3 59.90 |
| 12 | 64 | Ev | Pat WICKHAM | Lambretta GP 200 | 4 | 9:00.06 | 1:02.42 | 58.13 | 2:11.43 | 3 59.71 |
| 13 | 52 | Op | John WOODS | Gilera Runner 179 | 4 | 9:07.50 | 1:09.86 | 57.34 | 2:08.81 | 1 60.93 |
| 14 | 41 | Ev | Stuart DAY | Lambretta GP 230 | 4 | 9:11.66 | 1:14.02 | 56.90 | 2:14.84 | 3 58.20 |
| 15 | 129 | Ev | Jeremy STEEL | Lambretta 200 | 4 | 9:16.91 | 1:19.27 | 56.37 | 2:16.12 | 4 57.66 |
| 16 | 99 | Ev | Andy BARNES | Lambretta TV 200 | 4 | 9:17.25 | 1:19.61 | 56.33 | 2:16.01 | 3 57.70 |
| 17 | 116 | Ev | Shaun FAIRHEAD | Lambretta GP200 200 | 4 | 9:24.42 | 1:26.78 | 55.62 | 2:19.45 | 2 56.28 |
| 18 | 111 | Ev | Liam DUNN | Lambretta GP200 | 4 | 9:24.96 | 1:27.32 | 55.56 | 2:17.04 | 4 57.27 |
| 19 | 20 | Op | David WILSON | Scomadi 172 | 4 | 9:36.24 | 1:38.60 | 54.48 | 2:15.90 | 2 57.75 |
| 20 | 68 | Ev | Shaun NICKELLS | Lambretta LI 200 | 4 | 9:37.81 | 1:40.17 | 54.33 | 2:21.94 | 3 55.29 |
| 21 | 112 | Ev | David MARSDEN | Lambretta GP200 | 4 | 9:43.77 | 1:46.13 | 53.77 | 2:23.80 | 2 54.58 |
| 22 | 90 | Ev | Andrew WALKER | Lambretta GP200 | 4 | 9:51.33 | 1:53.69 | 53.09 | 2:24.29 | 2 54.39 |
| 23 | 94 | Ev | Graeme LAKE | Lambretta GP 198 | 3 | 8:28.79 | 1 Lap | 46.27 | 2:46.85 | 2 47.04 |
| 24 | 91 | OP | Mark ROBINSON | Lambretta Jet200 | 3 | 8:47.05 | 1 Lap | 44.67 | 2:41.11 | 3 48.71 |

Not-Classified

| | | | | | | | | | |
|-----|----|------------------|-----------------------|---|---------|---------|-------|---------|---------|
| 71 | Op | Warren WILKINSON | Gilera Runner179 | 2 | 4:38.67 | DNF | 56.32 | 2:03.97 | 1 63.31 |
| 28 | Op | Stephen WRIGHT | Gilera Runner PSN 180 | 2 | 4:44.08 | DNF | 55.25 | 2:06.71 | 1 61.94 |
| 66 | Op | Scott CHAPMAN | Gilera Runner 172 | 1 | 2:47.63 | DNF | 46.82 | 2:17.83 | 1 56.94 |
| 131 | Ev | Andrew DUNCAN | Lambretta GP200 | 0 | | Starter | | | |

Fastest Lap

| | | | | | | | | |
|---|----|------------|---------------|--|--|--|---------|---------|
| 5 | Op | Lee BAMBER | Gilera Runner | | | | 1:54.09 | 3 68.79 |
|---|----|------------|---------------|--|--|--|---------|---------|

Start Time : 16:32


Cadwell Park

01 Jul 17 16:46

Clerk of Course :

Time Issued :

Chief Timekeeper : Anthony Smith



THESE RESULTS ARE PROVISIONAL UNTIL THE CONCLUSION OF ANY JUDICIAL AND TECHNICAL MATTERS

HS Sports Timing and Results Systems - Results and Lap Times at www.hssports.co.uk

BRITISH HISTORIC RACING

BSSO SOLO SCOOTER CHAMPIONSHIP

RESULT - RACE 16 - EVENT 4

| PI | No | Evt | Name | Machine | Laps | Time | MPH | Best Lap on | MPH |
|----|----|-----|-----------------|-----------------|------|---------|-------|-------------|---------|
| 1 | 7 | 4 | Darren CONNEELY | Lambretta 220 | 4 | 7:57.64 | 65.72 | 1:57.01 | 2 67.07 |
| 2 | 16 | 4 | Chris GEYTON | Lambretta GP200 | 4 | 8:31.34 | 61.39 | 2:04.27 | 2 63.15 |
| 3 | 18 | 4 | Dan LEWIS | Lambretta GP200 | 4 | 8:46.11 | 59.67 | 2:07.69 | 2 61.46 |

Fastest Lap

7 4 Darren CONNEELY Lambretta 220 1:57.01 2 67.07

Start Time : 16:32

Cadwell Park

01 Jul 17 16:47

Clerk of Course :

Time Issued :

Chief Timekeeper : Anthony Smith



THESE RESULTS ARE PROVISIONAL UNTIL THE CONCLUSION OF ANY JUDICIAL AND TECHNICAL MATTERS

HS Sports Timing and Results Systems - Results and Lap Times at www.hssports.co.uk



BSSO SOLO SCOOTER CHAMPIONSHIP

RESULT - RACE 16 - EVENT Ev

| PI | No | Evt | Name | Machine | Laps | Time | MPH | Best Lap on | MPH |
|----|-----|-----|-----------------|-------------------------|------|---------|-------|-------------|---------|
| 1 | 3 | Ev | Justin PRICE | Lambretta GP200 | 4 | 8:32.10 | 61.30 | 2:05.26 | 3 62.65 |
| 2 | 4 | Ev | Stephen GRAVES | Lambretta Production 20 | 4 | 8:49.28 | 59.31 | 2:09.84 | 4 60.44 |
| 3 | 81 | Ev | James LANCASTER | Lambretta Franspeed | 4 | 8:50.24 | 59.20 | 2:09.24 | 4 60.72 |
| 4 | 47 | Ev | Graham TATTON | Lambretta GP200 | 4 | 8:52.73 | 58.93 | 2:10.24 | 3 60.26 |
| 5 | 8 | Ev | David DELANEY | Lambretta SRP200 | 4 | 8:58.82 | 58.26 | 2:11.02 | 3 59.90 |
| 6 | 64 | Ev | Pat WICKHAM | Lambretta GP 200 | 4 | 9:00.06 | 58.13 | 2:11.43 | 3 59.71 |
| 7 | 41 | Ev | Stuart DAY | Lambretta GP 230 | 4 | 9:11.66 | 56.90 | 2:14.84 | 3 58.20 |
| 8 | 129 | Ev | Jeremy STEEL | Lambretta 200 | 4 | 9:16.91 | 56.37 | 2:16.12 | 4 57.66 |
| 9 | 99 | Ev | Andy BARNES | Lambretta TV 200 | 4 | 9:17.25 | 56.33 | 2:16.01 | 3 57.70 |
| 10 | 116 | Ev | Shaun FAIRHEAD | Lambretta GP200 200 | 4 | 9:24.42 | 55.62 | 2:19.45 | 2 56.28 |
| 11 | 111 | Ev | Liam DUNN | Lambretta GP200 | 4 | 9:24.96 | 55.56 | 2:17.04 | 4 57.27 |
| 12 | 68 | Ev | Shaun NICKELLS | Lambretta LI 200 | 4 | 9:37.81 | 54.33 | 2:21.94 | 3 55.29 |
| 13 | 112 | Ev | David MARSDEN | Lambretta GP200 | 4 | 9:43.77 | 53.77 | 2:23.80 | 2 54.58 |
| 14 | 90 | Ev | Andrew WALKER | Lambretta GP200 | 4 | 9:51.33 | 53.09 | 2:24.29 | 2 54.39 |
| 15 | 94 | Ev | Graeme LAKE | Lambretta GP 198 | 3 | 8:28.79 | 46.27 | 2:46.85 | 2 47.04 |

Not-Classified

131 Ev Andrew DUNCAN Lambretta GP200 0 Starter

Fastest Lap

3 Ev Justin PRICE Lambretta GP200 2:05.26 3 62.65

Start Time : 16:32

Cadwell Park

01 Jul 17 16:47

Clerk of Course :

Time Issued :

Chief Timekeeper : Anthony Smith

THESE RESULTS ARE PROVISIONAL UNTIL THE CONCLUSION OF ANY JUDICIAL AND TECHNICAL MATTERS

HS Sports Timing and Results Systems - Results and Lap Times at www.hssports.co.uk



BSSO SOLO SCOOTER CHAMPIONSHIP

RESULT - RACE 16 - EVENT Op

| Pl | No | Evt | Name | Machine | Laps | Time | MPH | Best Lap on | MPH |
|----|-----|-----|------------------|-------------------|------|---------|-------|-------------|---------|
| 1 | 5 | Op | Lee BAMBER | Gilera Runner | 4 | 8:12.66 | 63.72 | 1:54.09 | 3 68.79 |
| 2 | 101 | Op | Gary PEACOCK | Aprilia SR125 | 4 | 8:17.49 | 63.10 | 1:55.65 | 4 67.86 |
| 3 | 14 | Op | Stewart MCKENZIE | Vespa 256 | 4 | 8:28.71 | 61.71 | 2:04.37 | 2 63.10 |
| 4 | 52 | Op | John WOODS | Gilera Runner 179 | 4 | 9:07.50 | 57.34 | 2:08.81 | 1 60.93 |
| 5 | 20 | Op | David WILSON | Scomadi 172 | 4 | 9:36.24 | 54.48 | 2:15.90 | 2 57.75 |
| 6 | 91 | Op | Mark ROBINSON | Lambretta Jet200 | 3 | 8:47.05 | 44.67 | 2:41.11 | 3 48.71 |

Not-Classified

| | | | | | | | | | |
|----|----|------------------|-----------------------|---|---------|-----|-------|---------|---------|
| 71 | Op | Warren WILKINSON | Gilera Runner179 | 2 | 4:38.67 | DNF | 56.32 | 2:03.97 | 1 63.31 |
| 28 | Op | Stephen WRIGHT | Gilera Runner PSN 180 | 2 | 4:44.08 | DNF | 55.25 | 2:06.71 | 1 61.94 |
| 66 | Op | Scott CHAPMAN | Gilera Runner 172 | 1 | 2:47.63 | DNF | 46.82 | 2:17.83 | 1 56.94 |

Fastest Lap

| | | | | | | | | | |
|---|----|------------|---------------|--|--|--|--|---------|---------|
| 5 | Op | Lee BAMBER | Gilera Runner | | | | | 1:54.09 | 3 68.79 |
|---|----|------------|---------------|--|--|--|--|---------|---------|

Start Time : 16:32

Cadwell Park

01 Jul 17 16:47

Clerk of Course :

Time Issued :

Chief Timekeeper : Anthony Smith

THESE RESULTS ARE PROVISIONAL UNTIL THE CONCLUSION OF ANY JUDICIAL AND TECHNICAL MATTERS

HS Sports Timing and Results Systems - Results and Lap Times at www.hssports.co.uk

BSSO SOLO SCOOTER CHAMPIONSHIP

LAP TIMES - RACE 16

| | | | | | | | | | | | |
|-----------|-------------------------|----------|----------|----------|----------|----------|----------|----------|----------|----------|-----------|
| 3 | Justin PRICE | | | | | | | | | | |
| | Lap | 1 | 2 | 3 | 4 | 5 | 6 | 7 | 8 | 9 | 10 |
| | 1 | 2:10.94 | 2:06.78 | 2:05.26 | 2:06.77 | | | | | | |
| 4 | Stephen GRAVES | | | | | | | | | | |
| | Lap | 1 | 2 | 3 | 4 | 5 | 6 | 7 | 8 | 9 | 10 |
| | 1 | 2:15.96 | 2:10.24 | 2:10.64 | 2:09.84 | | | | | | |
| 5 | Lee BAMBER | | | | | | | | | | |
| | Lap | 1 | 2 | 3 | 4 | 5 | 6 | 7 | 8 | 9 | 10 |
| | 1 | 1:58.67 | 1:55.69 | 1:54.09 | 1:55.31 | | | | | | |
| 7 | Darren CONNEELY | | | | | | | | | | |
| | Lap | 1 | 2 | 3 | 4 | 5 | 6 | 7 | 8 | 9 | 10 |
| | 1 | 2:02.35 | 1:57.01 | 1:58.27 | 1:58.31 | | | | | | |
| 8 | David DELANEY | | | | | | | | | | |
| | Lap | 1 | 2 | 3 | 4 | 5 | 6 | 7 | 8 | 9 | 10 |
| | 1 | 2:19.45 | 2:12.15 | 2:11.02 | 2:11.73 | | | | | | |
| 14 | Stewart MCKENZIE | | | | | | | | | | |
| | Lap | 1 | 2 | 3 | 4 | 5 | 6 | 7 | 8 | 9 | 10 |
| | 1 | 2:07.96 | 2:04.37 | 2:05.78 | 2:05.51 | | | | | | |
| 16 | Chris GEYTON | | | | | | | | | | |
| | Lap | 1 | 2 | 3 | 4 | 5 | 6 | 7 | 8 | 9 | 10 |
| | 1 | 2:09.87 | 2:04.27 | 2:06.00 | 2:08.67 | | | | | | |
| 18 | Dan LEWIS | | | | | | | | | | |
| | Lap | 1 | 2 | 3 | 4 | 5 | 6 | 7 | 8 | 9 | 10 |
| | 1 | 2:10.42 | 2:07.69 | 2:08.95 | 2:16.98 | | | | | | |
| 20 | David WILSON | | | | | | | | | | |
| | Lap | 1 | 2 | 3 | 4 | 5 | 6 | 7 | 8 | 9 | 10 |
| | 1 | 2:16.28 | 2:15.90 | 2:16.26 | 2:17.89 | | | | | | |
| 28 | Stephen WRIGHT | | | | | | | | | | |
| | Lap | 1 | 2 | 3 | 4 | 5 | 6 | 7 | 8 | 9 | 10 |
| | 1 | 2:06.71 | 2:08.15 | | | | | | | | |
| 41 | Stuart DAY | | | | | | | | | | |
| | Lap | 1 | 2 | 3 | 4 | 5 | 6 | 7 | 8 | 9 | 10 |
| | 1 | 2:20.02 | 2:15.57 | 2:14.84 | 2:15.27 | | | | | | |
| 47 | Graham TATTON | | | | | | | | | | |
| | Lap | 1 | 2 | 3 | 4 | 5 | 6 | 7 | 8 | 9 | 10 |
| | 1 | 2:16.49 | 2:11.46 | 2:10.24 | 2:10.81 | | | | | | |
| 52 | John WOODS | | | | | | | | | | |
| | Lap | 1 | 2 | 3 | 4 | 5 | 6 | 7 | 8 | 9 | 10 |
| | 1 | 2:08.81 | 2:10.31 | 2:09.83 | 2:09.44 | | | | | | |

| | | | | | | | | | | | |
|------------|-------------------------|----------|----------|----------|----------|----------|----------|----------|----------|----------|-----------|
| 64 | Pat WICKHAM | | | | | | | | | | |
| | Lap | 1 | 2 | 3 | 4 | 5 | 6 | 7 | 8 | 9 | 10 |
| | 1 | 2:18.63 | 2:14.51 | 2:11.43 | 2:12.06 | | | | | | |
| 66 | Scott CHAPMAN | | | | | | | | | | |
| | Lap | 1 | 2 | 3 | 4 | 5 | 6 | 7 | 8 | 9 | 10 |
| | 1 | 2:17.83 | | | | | | | | | |
| 68 | Shaun NICKELLS | | | | | | | | | | |
| | Lap | 1 | 2 | 3 | 4 | 5 | 6 | 7 | 8 | 9 | 10 |
| | 1 | 2:25.73 | 2:23.52 | 2:21.94 | 2:22.11 | | | | | | |
| 71 | Warren WILKINSON | | | | | | | | | | |
| | Lap | 1 | 2 | 3 | 4 | 5 | 6 | 7 | 8 | 9 | 10 |
| | 1 | 2:03.97 | 2:05.27 | | | | | | | | |
| 81 | James LANCASTER | | | | | | | | | | |
| | Lap | 1 | 2 | 3 | 4 | 5 | 6 | 7 | 8 | 9 | 10 |
| | 1 | 2:14.71 | 2:12.70 | 2:10.57 | 2:09.24 | | | | | | |
| 90 | Andrew WALKER | | | | | | | | | | |
| | Lap | 1 | 2 | 3 | 4 | 5 | 6 | 7 | 8 | 9 | 10 |
| | 1 | 2:28.41 | 2:24.29 | 2:25.44 | 2:27.28 | | | | | | |
| 91 | Mark ROBINSON | | | | | | | | | | |
| | Lap | 1 | 2 | 3 | 4 | 5 | 6 | 7 | 8 | 9 | 10 |
| | 1 | 2:48.00 | 2:46.41 | 2:41.11 | | | | | | | |
| 94 | Graeme LAKE | | | | | | | | | | |
| | Lap | 1 | 2 | 3 | 4 | 5 | 6 | 7 | 8 | 9 | 10 |
| | 1 | 2:50.03 | 2:46.85 | 2:47.30 | | | | | | | |
| 99 | Andy BARNES | | | | | | | | | | |
| | Lap | 1 | 2 | 3 | 4 | 5 | 6 | 7 | 8 | 9 | 10 |
| | 1 | 2:22.13 | 2:18.78 | 2:16.01 | 2:16.35 | | | | | | |
| 101 | Gary PEACOCK | | | | | | | | | | |
| | Lap | 1 | 2 | 3 | 4 | 5 | 6 | 7 | 8 | 9 | 10 |
| | 1 | 1:58.72 | 1:57.16 | 1:56.47 | 1:55.65 | | | | | | |
| 111 | Liam DUNN | | | | | | | | | | |
| | Lap | 1 | 2 | 3 | 4 | 5 | 6 | 7 | 8 | 9 | 10 |
| | 1 | 2:24.50 | 2:19.14 | 2:19.04 | 2:17.04 | | | | | | |
| 112 | David MARSDEN | | | | | | | | | | |
| | Lap | 1 | 2 | 3 | 4 | 5 | 6 | 7 | 8 | 9 | 10 |
| | 1 | 2:24.55 | 2:23.80 | 2:24.10 | 2:25.99 | | | | | | |
| 116 | Shaun FAIRHEAD | | | | | | | | | | |
| | Lap | 1 | 2 | 3 | 4 | 5 | 6 | 7 | 8 | 9 | 10 |
| | 1 | 2:21.68 | 2:19.45 | 2:20.09 | 2:19.94 | | | | | | |
| 129 | Jeremy STEEL | | | | | | | | | | |
| | Lap | 1 | 2 | 3 | 4 | 5 | 6 | 7 | 8 | 9 | 10 |
| | 1 | 2:21.61 | 2:19.29 | 2:16.13 | 2:16.12 | | | | | | |

Lap Chart

BSSO SOLO SCOOTER CHAMPIONSHIP - RACE 16

| Lap 1 | | Lap 2 | | Lap 3 | | Lap 4 | | Lap 5 | | Lap 6 | | Lap 7 | | Lap 8 | | Lap 9 | | Lap 10 | |
|-------|---------|-------|---------|-------|------------|-------|------------|-------|------|-------|------|-------|------|-------|------|-------|------|--------|------|
| No | Time | No | Time | No | Time | No | Time | No | Time | No | Time | No | Time | No | Time | No | Time | No | Time |
| 7 | 2:04.05 | 7 | 4:01.06 | 7 | 5:59.33 | 7 | 7:57.64 | | | | | | | | | | | | |
| 16 | 2:12.40 | 16 | 4:16.67 | 91 | 6:05.94 *1 | 5 | 8:12.66 | | | | | | | | | | | | |
| 18 | 2:12.49 | 14 | 4:17.42 | 5 | 6:17.35 | 101 | 8:17.49 | | | | | | | | | | | | |
| 14 | 2:13.05 | 3 | 4:20.07 | 101 | 6:21.84 | 14 | 8:28.71 | | | | | | | | | | | | |
| 3 | 2:13.29 | 18 | 4:20.18 | 16 | 6:22.67 | 94 | 8:28.79 *1 | | | | | | | | | | | | |
| 81 | 2:17.73 | 5 | 4:23.26 | 14 | 6:23.20 | 16 | 8:31.34 | | | | | | | | | | | | |
| 4 | 2:18.56 | 101 | 4:25.37 | 3 | 6:25.33 | 3 | 8:32.10 | | | | | | | | | | | | |
| 47 | 2:20.22 | 4 | 4:28.80 | 18 | 6:29.13 | 18 | 8:46.11 | | | | | | | | | | | | |
| 64 | 2:22.06 | 81 | 4:30.43 | 4 | 6:39.44 | 91 | 8:47.05 *1 | | | | | | | | | | | | |
| 8 | 2:23.92 | 47 | 4:31.68 | 81 | 6:41.00 | 4 | 8:49.28 | | | | | | | | | | | | |
| 116 | 2:24.94 | 8 | 4:36.07 | 47 | 6:41.92 | 81 | 8:50.24 | | | | | | | | | | | | |
| 129 | 2:25.37 | 64 | 4:36.57 | 8 | 6:47.09 | 47 | 8:52.73 | | | | | | | | | | | | |
| 41 | 2:25.98 | 71 | 4:38.67 | 64 | 6:48.00 | 8 | 8:58.82 | | | | | | | | | | | | |
| 99 | 2:26.11 | 41 | 4:41.55 | 41 | 6:56.39 | 64 | 9:00.06 | | | | | | | | | | | | |
| 5 | 2:27.57 | 28 | 4:44.08 | 52 | 6:58.06 | 52 | 9:07.50 | | | | | | | | | | | | |
| 101 | 2:28.21 | 116 | 4:44.39 | 129 | 7:00.79 | 41 | 9:11.66 | | | | | | | | | | | | |
| 111 | 2:29.74 | 129 | 4:44.66 | 99 | 7:00.90 | 129 | 9:16.91 | | | | | | | | | | | | |
| 112 | 2:29.88 | 99 | 4:44.89 | 116 | 7:04.48 | 99 | 9:17.25 | | | | | | | | | | | | |
| 68 | 2:30.24 | 52 | 4:48.23 | 111 | 7:07.92 | 116 | 9:24.42 | | | | | | | | | | | | |
| 71 | 2:33.40 | 111 | 4:48.88 | 68 | 7:15.70 | 111 | 9:24.96 | | | | | | | | | | | | |
| 90 | 2:34.32 | 112 | 4:53.68 | 112 | 7:17.78 | 20 | 9:36.24 | | | | | | | | | | | | |
| 28 | 2:35.93 | 68 | 4:53.76 | 20 | 7:18.35 | 68 | 9:37.81 | | | | | | | | | | | | |
| 52 | 2:37.92 | 90 | 4:58.61 | 90 | 7:24.05 | 112 | 9:43.77 | | | | | | | | | | | | |
| 20 | 2:46.19 | 20 | 5:02.09 | | | 90 | 9:51.33 | | | | | | | | | | | | |
| 66 | 2:47.63 | 94 | 5:41.49 | | | | | | | | | | | | | | | | |
| 94 | 2:54.64 | | | | | | | | | | | | | | | | | | |
| 91 | 3:19.53 | | | | | | | | | | | | | | | | | | |



BSSO SOLO SCOOTER CHAMPIONSHIP

RESULT - RACE 19

| PI | No | Evt | Name | Machine | Laps | Time | Behind | MPH | Best Lap on | MPH |
|----|-----|-----|------------------|-----------------------|------|---------|---------|-------|-------------|---------|
| 1 | 101 | | Gary PEACOCK | Aprilia SR125 | 4 | 7:40.72 | | 68.14 | 1:53.82 | 2 68.95 |
| 2 | 7 | | Darren CONNEELY | Lambretta 220 | 4 | 8:05.51 | 24.79 | 64.66 | 1:54.34 | 3 68.64 |
| 3 | 71 | | Warren WILKINSON | Gilera Runner179 | 4 | 8:05.69 | 24.97 | 64.63 | 1:57.86 | 2 66.59 |
| 4 | 28 | | Stephen WRIGHT | Gilera Runner PSN 180 | 4 | 8:11.17 | 30.45 | 63.91 | 2:00.74 | 4 65.00 |
| 5 | 3 | | Justin PRICE | Piaggio Zip 179 | 4 | 8:11.93 | 31.21 | 63.81 | 2:00.98 | 4 64.87 |
| 6 | 14 | | Stewart MCKENZIE | Vespa 256 | 4 | 8:34.93 | 54.21 | 60.96 | 2:01.76 | 4 64.45 |
| 7 | 52 | | John WOODS | Gilera Runner 179 | 4 | 8:36.01 | 55.29 | 60.84 | 2:07.56 | 3 61.52 |
| 8 | 62 | | Taylor STURGESS | Lambretta SX200 | 4 | 8:56.90 | 1:16.18 | 58.47 | 2:07.03 | 4 61.78 |
| 9 | 81 | | James LANCASTER | Lambretta Franspeed | 4 | 9:21.11 | 1:40.39 | 55.95 | 2:10.82 | 4 59.99 |
| 10 | 64 | | Pat WICKHAM | Lambretta GP 200 | 4 | 9:27.88 | 1:47.16 | 55.28 | 2:13.79 | 4 58.66 |
| 11 | 129 | | Jeremy STEEL | Lambretta 200 | 4 | 9:38.48 | 1:57.76 | 54.27 | 2:17.58 | 3 57.04 |
| 12 | 91 | | Mark ROBINSON | Lambretta Jet200 | 3 | 8:22.24 | 1 Lap | 46.88 | 2:36.92 | 3 50.01 |

Not-Classified

| | | | | | | | | | | |
|----|--|--|--------------|---------------------|---|---------|---------|-------|---------|---------|
| 19 | | | Mark SHIRLEY | Piaggio Zip 80 | 3 | 7:02.59 | DNF | 55.71 | 2:19.23 | 3 56.37 |
| 76 | | | Steven LAST | Lambretta GT240 240 | 1 | 2:36.02 | DNF | 50.30 | 2:13.12 | 1 58.95 |
| 5 | | | Lee BAMBER | Gilera Runner 172 | 0 | | Starter | | | |

Fastest Lap

| | | | | | | | | | | |
|-----|--|--|--------------|---------------|--|--|--|--|---------|---------|
| 101 | | | Gary PEACOCK | Aprilia SR125 | | | | | 1:53.82 | 2 68.95 |
|-----|--|--|--------------|---------------|--|--|--|--|---------|---------|

No. 14 - Please fit working transponder

Start Time : 17:20

Cadwell Park

01 Jul 17 17:31

Clerk of Course :

Time Issued :

Chief Timekeeper : Anthony Smith

THESE RESULTS ARE PROVISIONAL UNTIL THE CONCLUSION OF ANY JUDICIAL AND TECHNICAL MATTERS

HS Sports Timing and Results Systems - Results and Lap Times at www.hssports.co.uk

BSSO SOLO SCOOTER CHAMPIONSHIP

LAP TIMES - RACE 19

| | | | | | | | | | | | |
|------------|-------------------------|----------|----------|----------|----------|----------|----------|----------|----------|----------|-----------|
| 3 | Justin PRICE | | | | | | | | | | |
| | Lap | 1 | 2 | 3 | 4 | 5 | 6 | 7 | 8 | 9 | 10 |
| | 1 | 2:03.89 | 2:02.27 | 2:02.08 | 2:00.98 | | | | | | |
| 7 | Darren CONNEELY | | | | | | | | | | |
| | Lap | 1 | 2 | 3 | 4 | 5 | 6 | 7 | 8 | 9 | 10 |
| | 1 | 1:58.73 | 1:55.38 | 1:54.34 | 1:54.42 | | | | | | |
| 14 | Stewart MCKENZIE | | | | | | | | | | |
| | Lap | 1 | 2 | 3 | 4 | 5 | 6 | 7 | 8 | 9 | 10 |
| | 1 | | 2:04.42 | 2:02.95 | 2:01.76 | | | | | | |
| 19 | Mark SHIRLEY | | | | | | | | | | |
| | Lap | 1 | 2 | 3 | 4 | 5 | 6 | 7 | 8 | 9 | 10 |
| | 1 | 2:19.31 | 2:19.40 | 2:19.23 | | | | | | | |
| 28 | Stephen WRIGHT | | | | | | | | | | |
| | Lap | 1 | 2 | 3 | 4 | 5 | 6 | 7 | 8 | 9 | 10 |
| | 1 | 2:04.97 | 2:01.13 | 2:01.25 | 2:00.74 | | | | | | |
| 52 | John WOODS | | | | | | | | | | |
| | Lap | 1 | 2 | 3 | 4 | 5 | 6 | 7 | 8 | 9 | 10 |
| | 1 | 2:08.94 | 2:08.36 | 2:07.56 | 2:07.81 | | | | | | |
| 62 | Taylor STURGESS | | | | | | | | | | |
| | Lap | 1 | 2 | 3 | 4 | 5 | 6 | 7 | 8 | 9 | 10 |
| | 1 | 2:10.38 | 2:09.92 | 2:07.33 | 2:07.03 | | | | | | |
| 64 | Pat WICKHAM | | | | | | | | | | |
| | Lap | 1 | 2 | 3 | 4 | 5 | 6 | 7 | 8 | 9 | 10 |
| | 1 | 2:18.55 | 2:17.82 | 2:14.46 | 2:13.79 | | | | | | |
| 71 | Warren WILKINSON | | | | | | | | | | |
| | Lap | 1 | 2 | 3 | 4 | 5 | 6 | 7 | 8 | 9 | 10 |
| | 1 | 2:01.22 | 1:57.86 | 2:00.92 | 2:04.74 | | | | | | |
| 76 | Steven LAST | | | | | | | | | | |
| | Lap | 1 | 2 | 3 | 4 | 5 | 6 | 7 | 8 | 9 | 10 |
| | 1 | 2:13.12 | | | | | | | | | |
| 81 | James LANCASTER | | | | | | | | | | |
| | Lap | 1 | 2 | 3 | 4 | 5 | 6 | 7 | 8 | 9 | 10 |
| | 1 | 2:14.40 | 2:20.85 | 2:12.09 | 2:10.82 | | | | | | |
| 91 | Mark ROBINSON | | | | | | | | | | |
| | Lap | 1 | 2 | 3 | 4 | 5 | 6 | 7 | 8 | 9 | 10 |
| | 1 | 2:41.10 | 2:39.75 | 2:36.92 | | | | | | | |
| 101 | Gary PEACOCK | | | | | | | | | | |
| | Lap | 1 | 2 | 3 | 4 | 5 | 6 | 7 | 8 | 9 | 10 |
| | 1 | 1:57.44 | 1:53.82 | 1:53.94 | 1:53.86 | | | | | | |

129 Jeremy STEEL

| Lap | 1 | 2 | 3 | 4 | 5 | 6 | 7 | 8 | 9 | 10 |
|------------|----------|----------|----------|----------|----------|----------|----------|----------|----------|-----------|
| 1 | 2:19.89 | 2:19.73 | 2:17.58 | 2:17.81 | | | | | | |

Lap Chart

BSSO SOLO SCOOTER CHAMPIONSHIP - RACE 19

| Lap 1 | | Lap 2 | | Lap 3 | | Lap 4 | | Lap 5 | | Lap 6 | | Lap 7 | | Lap 8 | | Lap 9 | | Lap 10 | |
|-------|---------|-------|---------|-------|---------|-------|------------|-------|------|-------|------|-------|------|-------|------|-------|------|--------|------|
| No | Time | No | Time | No | Time | No | Time | No | Time | No | Time | No | Time | No | Time | No | Time | No | Time |
| 101 | 1:59.10 | 101 | 3:52.92 | 101 | 5:46.86 | 101 | 7:40.72 | | | | | | | | | | | | |
| 71 | 2:02.17 | 71 | 4:00.03 | 71 | 6:00.95 | 7 | 8:05.51 | | | | | | | | | | | | |
| 3 | 2:06.60 | 3 | 4:08.87 | 28 | 6:10.43 | 71 | 8:05.69 | | | | | | | | | | | | |
| 28 | 2:08.05 | 28 | 4:09.18 | 3 | 6:10.95 | 28 | 8:11.17 | | | | | | | | | | | | |
| 52 | 2:12.28 | 7 | 4:16.75 | 7 | 6:11.09 | 3 | 8:11.93 | | | | | | | | | | | | |
| 7 | 2:21.37 | 52 | 4:20.64 | 52 | 6:28.20 | 91 | 8:22.24 *1 | | | | | | | | | | | | |
| 19 | 2:23.96 | 14 | 4:30.22 | 14 | 6:33.17 | 14 | 8:34.93 | | | | | | | | | | | | |
| 62 | 2:32.62 | 62 | 4:42.54 | 62 | 6:49.87 | 52 | 8:36.01 | | | | | | | | | | | | |
| 76 | 2:36.02 | 19 | 4:43.36 | 19 | 7:02.59 | 62 | 8:56.90 | | | | | | | | | | | | |
| 81 | 2:37.35 | 81 | 4:58.20 | 81 | 7:10.29 | 81 | 9:21.11 | | | | | | | | | | | | |
| 64 | 2:41.81 | 64 | 4:59.63 | 64 | 7:14.09 | 64 | 9:27.88 | | | | | | | | | | | | |
| 129 | 2:43.36 | 129 | 5:03.09 | 129 | 7:20.67 | 129 | 9:38.48 | | | | | | | | | | | | |
| 91 | 3:05.57 | 91 | 5:45.32 | | | | | | | | | | | | | | | | |



BSSO SOLO SCOOTER CHAMPIONSHIP

RESULT - RACE 28

| PI | No | Evt | Name | Machine | Laps | Time | Behind | MPH | Best Lap on | MPH |
|----|-----|-----|------------------|-------------------------|------|----------|---------|-------|-------------|---------|
| 1 | 7 | 4 | Darren CONNEELY | Lambretta 220 | 4 | 8:03.64 | | 64.91 | 1:57.26 | 3 66.93 |
| 2 | 5 | Op | Lee BAMBER | Gilera Runner | 4 | 8:09.98 | 6.34 | 64.07 | 1:53.32 | 4 69.26 |
| 3 | 101 | Op | Gary PEACOCK | Aprilia SR125 | 4 | 8:10.10 | 6.46 | 64.05 | 1:52.92 | 4 69.50 |
| 4 | 63 | 4 | David BRISTOW | Lambretta Replay 210 | 4 | 8:22.72 | 19.08 | 62.44 | 2:04.14 | 4 63.22 |
| 5 | 16 | 4 | Chris GEYTON | Lambretta GP200 | 4 | 8:23.74 | 20.10 | 62.32 | 2:03.48 | 3 63.56 |
| 6 | 3 | Ev | Justin PRICE | Lambretta GP200 | 4 | 8:29.40 | 25.76 | 61.63 | 2:03.82 | 3 63.38 |
| 7 | 24 | 4 | Darren WESTGARTH | Lambretta GP 205 | 4 | 8:32.67 | 29.03 | 61.23 | 2:06.20 | 3 62.19 |
| 8 | 71 | Op | Warren WILKINSON | Gilera Runner179 | 4 | 8:32.89 | 29.25 | 61.21 | 1:59.18 | 4 65.85 |
| 9 | 14 | Op | Stewart MCKENZIE | Vespa 256 | 4 | 8:36.49 | 32.85 | 60.78 | 2:06.14 | 3 62.22 |
| 10 | 18 | 4 | Dan LEWIS | Lambretta GP200 | 4 | 8:39.70 | 36.06 | 60.40 | 2:07.05 | 3 61.77 |
| 11 | 4 | Ev | Stephen GRAVES | Lambretta Production 20 | 4 | 8:40.01 | 36.37 | 60.37 | 2:07.41 | 2 61.60 |
| 12 | 81 | Ev | James LANCASTER | Lambretta Franspeed | 4 | 8:50.77 | 47.13 | 59.14 | 2:10.19 | 4 60.28 |
| 13 | 47 | Ev | Graham TATTON | Lambretta GP200 | 4 | 8:51.37 | 47.73 | 59.08 | 2:09.77 | 3 60.48 |
| 14 | 66 | Op | Scott CHAPMAN | Gilera Runner 172 | 4 | 8:54.08 | 50.44 | 58.78 | 2:02.47 | 3 64.08 |
| 15 | 28 | Op | Stephen WRIGHT | Gilera Runner PSN 180 | 4 | 9:01.23 | 57.59 | 58.00 | 2:06.80 | 4 61.89 |
| 16 | 41 | Ev | Stuart DAY | Lambretta GP 230 | 4 | 9:01.74 | 58.10 | 57.95 | 2:11.88 | 3 59.51 |
| 17 | 8 | Ev | David DELANEY | Lambretta SRP200 | 4 | 9:01.79 | 58.15 | 57.94 | 2:11.92 | 3 59.49 |
| 18 | 64 | Ev | Pat WICKHAM | Lambretta GP 200 | 4 | 9:03.20 | 59.56 | 57.79 | 2:13.01 | 3 59.00 |
| 19 | 116 | Ev | Shaun FAIRHEAD | Lambretta GP200 200 | 4 | 9:09.96 | 1:06.32 | 57.08 | 2:14.34 | 4 58.42 |
| 20 | 99 | Ev | Andy BARNES | Lambretta TV 200 | 4 | 9:10.30 | 1:06.66 | 57.05 | 2:14.96 | 3 58.15 |
| 21 | 92 | Ev | Tim SIMPSON | Lambretta LI 200 | 4 | 9:10.39 | 1:06.75 | 57.04 | 2:13.69 | 2 58.70 |
| 22 | 129 | Ev | Jeremy STEEL | Lambretta 200 | 4 | 9:11.27 | 1:07.63 | 56.94 | 2:14.32 | 4 58.43 |
| 23 | 20 | Op | David WILSON | Scomadi 172 | 4 | 9:18.22 | 1:14.58 | 56.24 | 2:12.11 | 4 59.41 |
| 24 | 111 | Ev | Liam DUNN | Lambretta GP200 | 4 | 9:21.89 | 1:18.25 | 55.87 | 2:17.81 | 2 56.95 |
| 25 | 68 | Ev | Shaun NICKELLS | Lambretta LI 200 | 4 | 9:33.08 | 1:29.44 | 54.78 | 2:19.34 | 3 56.32 |
| 26 | 90 | Ev | Andrew WALKER | Lambretta GP200 | 4 | 9:37.99 | 1:34.35 | 54.31 | 2:20.99 | 4 55.66 |
| 27 | 112 | Ev | David MARSDEN | Lambretta GP200 | 4 | 10:21.47 | 2:17.83 | 50.51 | 2:24.15 | 2 54.44 |
| 28 | 131 | Ev | Andrew DUNCAN | Lambretta GP200 | 4 | 10:24.95 | 2:21.31 | 50.23 | 2:24.72 | 4 54.23 |
| 29 | 91 | Op | Mark ROBINSON | Lambretta Jet200 | 3 | 8:19.75 | 1 Lap | 47.11 | 2:33.58 | 3 51.10 |
| 30 | 94 | Ev | Graeme LAKE | Lambretta GP 198 | 3 | 8:33.96 | 1 Lap | 45.81 | 2:47.54 | 2 46.84 |

Not-Classified

52 Op John WOODS Gilera Runner 179 0 Starter

Fastest Lap

101 Op Gary PEACOCK Aprilia SR125 1:52.92 4 69.50

Start Time : 12:05

Cadwell Park

02 Jul 17 12:18

Clerk of Course :

Time Issued :

Chief Timekeeper : Anthony Smith

THESE RESULTS ARE PROVISIONAL UNTIL THE CONCLUSION OF ANY JUDICIAL AND TECHNICAL MATTERS

HS Sports Timing and Results Systems - Results and Lap Times at www.hssports.co.uk

BRITISH HISTORIC RACING

BSSO SOLO SCOOTER CHAMPIONSHIP

RESULT - RACE 28 - EVENT 4

| PI | No | Evt | Name | Machine | Laps | Time | MPH | Best Lap on | MPH |
|----|----|-----|------------------|----------------------|------|---------|-------|-------------|---------|
| 1 | 7 | 4 | Darren CONNEELY | Lambretta 220 | 4 | 8:03.64 | 64.91 | 1:57.26 | 3 66.93 |
| 2 | 63 | 4 | David BRISTOW | Lambretta Replay 210 | 4 | 8:22.72 | 62.44 | 2:04.14 | 4 63.22 |
| 3 | 16 | 4 | Chris GEYTON | Lambretta GP200 | 4 | 8:23.74 | 62.32 | 2:03.48 | 3 63.56 |
| 4 | 24 | 4 | Darren WESTGARTH | Lambretta GP 205 | 4 | 8:32.67 | 61.23 | 2:06.20 | 3 62.19 |
| 5 | 18 | 4 | Dan LEWIS | Lambretta GP200 | 4 | 8:39.70 | 60.40 | 2:07.05 | 3 61.77 |

Fastest Lap

7 4 Darren CONNEELY Lambretta 220 1:57.26 3 66.93

Start Time : 12:05


Cadwell Park

02 Jul 17 12:18

Clerk of Course :

Time Issued :

Chief Timekeeper : Anthony Smith



THESE RESULTS ARE PROVISIONAL UNTIL THE CONCLUSION OF ANY JUDICIAL AND TECHNICAL MATTERS

HS Sports Timing and Results Systems - Results and Lap Times at www.hssports.co.uk



BSSO SOLO SCOOTER CHAMPIONSHIP

RESULT - RACE 28 - EVENT Ev

| PI | No | Evt | Name | Machine | Laps | Time | MPH | Best Lap on | MPH |
|----|-----|-----|-----------------|-------------------------|------|----------|-------|-------------|---------|
| 1 | 3 | Ev | Justin PRICE | Lambretta GP200 | 4 | 8:29.40 | 61.63 | 2:03.82 | 3 63.38 |
| 2 | 4 | Ev | Stephen GRAVES | Lambretta Production 20 | 4 | 8:40.01 | 60.37 | 2:07.41 | 2 61.60 |
| 3 | 81 | Ev | James LANCASTER | Lambretta Franspeed | 4 | 8:50.77 | 59.14 | 2:10.19 | 4 60.28 |
| 4 | 47 | Ev | Graham TATTON | Lambretta GP200 | 4 | 8:51.37 | 59.08 | 2:09.77 | 3 60.48 |
| 5 | 41 | Ev | Stuart DAY | Lambretta GP 230 | 4 | 9:01.74 | 57.95 | 2:11.88 | 3 59.51 |
| 6 | 8 | Ev | David DELANEY | Lambretta SRP200 | 4 | 9:01.79 | 57.94 | 2:11.92 | 3 59.49 |
| 7 | 64 | Ev | Pat WICKHAM | Lambretta GP 200 | 4 | 9:03.20 | 57.79 | 2:13.01 | 3 59.00 |
| 8 | 116 | Ev | Shaun FAIRHEAD | Lambretta GP200 200 | 4 | 9:09.96 | 57.08 | 2:14.34 | 4 58.42 |
| 9 | 99 | Ev | Andy BARNES | Lambretta TV 200 | 4 | 9:10.30 | 57.05 | 2:14.96 | 3 58.15 |
| 10 | 92 | Ev | Tim SIMPSON | Lambretta LI 200 | 4 | 9:10.39 | 57.04 | 2:13.69 | 2 58.70 |
| 11 | 129 | Ev | Jeremy STEEL | Lambretta 200 | 4 | 9:11.27 | 56.94 | 2:14.32 | 4 58.43 |
| 12 | 111 | Ev | Liam DUNN | Lambretta GP200 | 4 | 9:21.89 | 55.87 | 2:17.81 | 2 56.95 |
| 13 | 68 | Ev | Shaun NICKELLS | Lambretta LI 200 | 4 | 9:33.08 | 54.78 | 2:19.34 | 3 56.32 |
| 14 | 90 | Ev | Andrew WALKER | Lambretta GP200 | 4 | 9:37.99 | 54.31 | 2:20.99 | 4 55.66 |
| 15 | 112 | Ev | David MARSDEN | Lambretta GP200 | 4 | 10:21.47 | 50.51 | 2:24.15 | 2 54.44 |
| 16 | 131 | Ev | Andrew DUNCAN | Lambretta GP200 | 4 | 10:24.95 | 50.23 | 2:24.72 | 4 54.23 |
| 17 | 94 | Ev | Graeme LAKE | Lambretta GP 198 | 3 | 8:33.96 | 45.81 | 2:47.54 | 2 46.84 |

Fastest Lap

3 Ev Justin PRICE Lambretta GP200 2:03.82 3 63.38

Start Time : 12:05

Cadwell Park

02 Jul 17 12:18

Clerk of Course :

Time Issued :

Chief Timekeeper : Anthony Smith

THESE RESULTS ARE PROVISIONAL UNTIL THE CONCLUSION OF ANY JUDICIAL AND TECHNICAL MATTERS

HS Sports Timing and Results Systems - Results and Lap Times at www.hssports.co.uk



BSSO SOLO SCOOTER CHAMPIONSHIP

RESULT - RACE 28 - EVENT Op

| PI | No | Evt | Name | Machine | Laps | Time | MPH | Best Lap on | MPH |
|----|-----|-----|------------------|-----------------------|------|---------|-------|-------------|---------|
| 1 | 5 | Op | Lee BAMBER | Gilera Runner | 4 | 8:09.98 | 64.07 | 1:53.32 | 4 69.26 |
| 2 | 101 | Op | Gary PEACOCK | Aprilia SR125 | 4 | 8:10.10 | 64.05 | 1:52.92 | 4 69.50 |
| 3 | 71 | Op | Warren WILKINSON | Gilera Runner179 | 4 | 8:32.89 | 61.21 | 1:59.18 | 4 65.85 |
| 4 | 14 | Op | Stewart MCKENZIE | Vespa 256 | 4 | 8:36.49 | 60.78 | 2:06.14 | 3 62.22 |
| 5 | 66 | Op | Scott CHAPMAN | Gilera Runner 172 | 4 | 8:54.08 | 58.78 | 2:02.47 | 3 64.08 |
| 6 | 28 | Op | Stephen WRIGHT | Gilera Runner PSN 180 | 4 | 9:01.23 | 58.00 | 2:06.80 | 4 61.89 |
| 7 | 20 | Op | David WILSON | Scomadi 172 | 4 | 9:18.22 | 56.24 | 2:12.11 | 4 59.41 |
| 8 | 91 | Op | Mark ROBINSON | Lambretta Jet200 | 3 | 8:19.75 | 47.11 | 2:33.58 | 3 51.10 |

Not-Classified

52 Op John WOODS Gilera Runner 179 0 Starter

Fastest Lap

101 Op Gary PEACOCK Aprilia SR125 1:52.92 4 69.50

Start Time : 12:05

Cadwell Park

02 Jul 17 12:18

Clerk of Course :

Time Issued :

Chief Timekeeper : Anthony Smith

THESE RESULTS ARE PROVISIONAL UNTIL THE CONCLUSION OF ANY JUDICIAL AND TECHNICAL MATTERS

HS Sports Timing and Results Systems - Results and Lap Times at www.hssports.co.uk

BSSO SOLO SCOOTER CHAMPIONSHIP

LAP TIMES - RACE 28

| | | | | | | | | | | | |
|-----------|-------------------------|----------|----------|----------|----------|----------|----------|----------|----------|----------|-----------|
| 3 | Justin PRICE | | | | | | | | | | |
| | Lap | 1 | 2 | 3 | 4 | 5 | 6 | 7 | 8 | 9 | 10 |
| | 1 | 2:10.69 | 2:05.36 | 2:03.82 | 2:06.02 | | | | | | |
| 4 | Stephen GRAVES | | | | | | | | | | |
| | Lap | 1 | 2 | 3 | 4 | 5 | 6 | 7 | 8 | 9 | 10 |
| | 1 | 2:11.77 | 2:07.41 | 2:09.34 | 2:08.07 | | | | | | |
| 5 | Lee BAMBER | | | | | | | | | | |
| | Lap | 1 | 2 | 3 | 4 | 5 | 6 | 7 | 8 | 9 | 10 |
| | 1 | 1:58.81 | 1:54.97 | 1:54.90 | 1:53.32 | | | | | | |
| 7 | Darren CONNEELY | | | | | | | | | | |
| | Lap | 1 | 2 | 3 | 4 | 5 | 6 | 7 | 8 | 9 | 10 |
| | 1 | 2:02.01 | 1:58.08 | 1:57.26 | 2:04.41 | | | | | | |
| 8 | David DELANEY | | | | | | | | | | |
| | Lap | 1 | 2 | 3 | 4 | 5 | 6 | 7 | 8 | 9 | 10 |
| | 1 | 2:18.35 | 2:13.21 | 2:11.92 | 2:14.06 | | | | | | |
| 14 | Stewart MCKENZIE | | | | | | | | | | |
| | Lap | 1 | 2 | 3 | 4 | 5 | 6 | 7 | 8 | 9 | 10 |
| | 1 | 2:10.75 | 2:07.28 | 2:06.14 | 2:09.13 | | | | | | |
| 16 | Chris GEYTON | | | | | | | | | | |
| | Lap | 1 | 2 | 3 | 4 | 5 | 6 | 7 | 8 | 9 | 10 |
| | 1 | 2:09.12 | 2:04.95 | 2:03.48 | 2:03.87 | | | | | | |
| 18 | Dan LEWIS | | | | | | | | | | |
| | Lap | 1 | 2 | 3 | 4 | 5 | 6 | 7 | 8 | 9 | 10 |
| | 1 | 2:13.42 | 2:07.62 | 2:07.05 | 2:08.89 | | | | | | |
| 20 | David WILSON | | | | | | | | | | |
| | Lap | 1 | 2 | 3 | 4 | 5 | 6 | 7 | 8 | 9 | 10 |
| | 1 | 2:12.19 | 2:12.53 | 2:12.57 | 2:12.11 | | | | | | |
| 24 | Darren WESTGARTH | | | | | | | | | | |
| | Lap | 1 | 2 | 3 | 4 | 5 | 6 | 7 | 8 | 9 | 10 |
| | 1 | 2:10.14 | 2:06.28 | 2:06.20 | 2:07.20 | | | | | | |
| 28 | Stephen WRIGHT | | | | | | | | | | |
| | Lap | 1 | 2 | 3 | 4 | 5 | 6 | 7 | 8 | 9 | 10 |
| | 1 | 2:08.84 | 2:08.10 | 2:07.97 | 2:06.80 | | | | | | |
| 41 | Stuart DAY | | | | | | | | | | |
| | Lap | 1 | 2 | 3 | 4 | 5 | 6 | 7 | 8 | 9 | 10 |
| | 1 | 2:18.18 | 2:14.43 | 2:11.88 | 2:12.42 | | | | | | |
| 47 | Graham TATTON | | | | | | | | | | |
| | Lap | 1 | 2 | 3 | 4 | 5 | 6 | 7 | 8 | 9 | 10 |
| | 1 | 2:15.19 | 2:12.00 | 2:09.77 | 2:10.32 | | | | | | |

| | | | | | | | | | | | |
|------------|-------------------------|----------|----------|----------|----------|----------|----------|----------|----------|----------|-----------|
| 63 | David BRISTOW | | | | | | | | | | |
| | Lap | 1 | 2 | 3 | 4 | 5 | 6 | 7 | 8 | 9 | 10 |
| | 1 | 2:06.14 | 2:05.76 | 2:04.20 | 2:04.14 | | | | | | |
| 64 | Pat WICKHAM | | | | | | | | | | |
| | Lap | 1 | 2 | 3 | 4 | 5 | 6 | 7 | 8 | 9 | 10 |
| | 1 | 2:18.29 | 2:14.85 | 2:13.01 | 2:13.08 | | | | | | |
| 66 | Scott CHAPMAN | | | | | | | | | | |
| | Lap | 1 | 2 | 3 | 4 | 5 | 6 | 7 | 8 | 9 | 10 |
| | 1 | 2:06.23 | 2:02.93 | 2:02.47 | 2:10.17 | | | | | | |
| 68 | Shaun NICKELLS | | | | | | | | | | |
| | Lap | 1 | 2 | 3 | 4 | 5 | 6 | 7 | 8 | 9 | 10 |
| | 1 | 2:26.29 | 2:20.59 | 2:19.34 | 2:21.67 | | | | | | |
| 71 | Warren WILKINSON | | | | | | | | | | |
| | Lap | 1 | 2 | 3 | 4 | 5 | 6 | 7 | 8 | 9 | 10 |
| | 1 | 2:02.94 | 2:01.41 | 2:00.73 | 1:59.18 | | | | | | |
| 81 | James LANCASTER | | | | | | | | | | |
| | Lap | 1 | 2 | 3 | 4 | 5 | 6 | 7 | 8 | 9 | 10 |
| | 1 | 2:14.95 | 2:11.55 | 2:10.23 | 2:10.19 | | | | | | |
| 90 | Andrew WALKER | | | | | | | | | | |
| | Lap | 1 | 2 | 3 | 4 | 5 | 6 | 7 | 8 | 9 | 10 |
| | 1 | 2:27.79 | 2:21.35 | 2:21.24 | 2:20.99 | | | | | | |
| 91 | Mark ROBINSON | | | | | | | | | | |
| | Lap | 1 | 2 | 3 | 4 | 5 | 6 | 7 | 8 | 9 | 10 |
| | 1 | 2:39.38 | 2:36.68 | 2:33.58 | | | | | | | |
| 92 | Tim SIMPSON | | | | | | | | | | |
| | Lap | 1 | 2 | 3 | 4 | 5 | 6 | 7 | 8 | 9 | 10 |
| | 1 | 2:21.22 | 2:13.69 | 2:15.21 | 2:14.12 | | | | | | |
| 94 | Graeme LAKE | | | | | | | | | | |
| | Lap | 1 | 2 | 3 | 4 | 5 | 6 | 7 | 8 | 9 | 10 |
| | 1 | 2:51.64 | 2:47.54 | 2:47.97 | | | | | | | |
| 99 | Andy BARNES | | | | | | | | | | |
| | Lap | 1 | 2 | 3 | 4 | 5 | 6 | 7 | 8 | 9 | 10 |
| | 1 | 2:17.95 | 2:15.28 | 2:14.96 | 2:17.38 | | | | | | |
| 101 | Gary PEACOCK | | | | | | | | | | |
| | Lap | 1 | 2 | 3 | 4 | 5 | 6 | 7 | 8 | 9 | 10 |
| | 1 | 1:57.10 | 1:56.97 | 1:55.01 | 1:52.92 | | | | | | |
| 111 | Liam DUNN | | | | | | | | | | |
| | Lap | 1 | 2 | 3 | 4 | 5 | 6 | 7 | 8 | 9 | 10 |
| | 1 | 2:22.13 | 2:17.81 | 2:18.62 | 2:18.13 | | | | | | |
| 112 | David MARSDEN | | | | | | | | | | |
| | Lap | 1 | 2 | 3 | 4 | 5 | 6 | 7 | 8 | 9 | 10 |
| | 1 | 2:25.16 | 2:24.15 | 2:40.95 | 2:45.89 | | | | | | |

116 Shaun FAIRHEAD

| Lap | 1 | 2 | 3 | 4 | 5 | 6 | 7 | 8 | 9 | 10 |
|-----|---------|---------|---------|---------|---|---|---|---|---|----|
| 1 | 2:19.26 | 2:16.31 | 2:15.09 | 2:14.34 | | | | | | |

129 Jeremy STEEL

| Lap | 1 | 2 | 3 | 4 | 5 | 6 | 7 | 8 | 9 | 10 |
|-----|---------|---------|---------|---------|---|---|---|---|---|----|
| 1 | 2:21.02 | 2:15.96 | 2:15.15 | 2:14.32 | | | | | | |

131 Andrew DUNCAN

| Lap | 1 | 2 | 3 | 4 | 5 | 6 | 7 | 8 | 9 | 10 |
|-----|---------|---------|---------|---------|---|---|---|---|---|----|
| 1 | 2:48.21 | 2:36.24 | 2:28.23 | 2:24.72 | | | | | | |

Lap Chart

BSSO SOLO SCOOTER CHAMPIONSHIP - RACE 28

| Lap 1 | | Lap 2 | | Lap 3 | | Lap 4 | | Lap 5 | | Lap 6 | | Lap 7 | | Lap 8 | | Lap 9 | | Lap 10 | |
|-------|---------|-------|---------|-------|---------|-------|----------|-------|------|-------|------|-------|------|-------|------|-------|------|--------|------|
| No | Time | No | Time | No | Time | No | Time | No | Time | No | Time | No | Time | No | Time | No | Time | No | Time |
| 7 | 2:03.89 | 7 | 4:01.97 | 7 | 5:59.23 | 7 | 8:03.64 | | | | | | | | | | | | |
| 63 | 2:08.62 | 63 | 4:14.38 | 5 | 6:16.66 | 5 | 8:09.98 | | | | | | | | | | | | |
| 16 | 2:11.44 | 16 | 4:16.39 | 101 | 6:17.18 | 101 | 8:10.10 | | | | | | | | | | | | |
| 24 | 2:12.99 | 24 | 4:19.27 | 63 | 6:18.58 | 91 | 8:19.75 | *1 | | | | | | | | | | | |
| 14 | 2:13.94 | 3 | 4:19.56 | 16 | 6:19.87 | 63 | 8:22.72 | | | | | | | | | | | | |
| 3 | 2:14.20 | 14 | 4:21.22 | 3 | 6:23.38 | 16 | 8:23.74 | | | | | | | | | | | | |
| 4 | 2:15.19 | 5 | 4:21.76 | 24 | 6:25.47 | 3 | 8:29.40 | | | | | | | | | | | | |
| 18 | 2:16.14 | 101 | 4:22.17 | 14 | 6:27.36 | 24 | 8:32.67 | | | | | | | | | | | | |
| 81 | 2:18.80 | 4 | 4:22.60 | 18 | 6:30.81 | 71 | 8:32.89 | | | | | | | | | | | | |
| 47 | 2:19.28 | 18 | 4:23.76 | 4 | 6:31.94 | 94 | 8:33.96 | *1 | | | | | | | | | | | |
| 64 | 2:22.26 | 81 | 4:30.35 | 71 | 6:33.71 | 14 | 8:36.49 | | | | | | | | | | | | |
| 8 | 2:22.60 | 47 | 4:31.28 | 81 | 6:40.58 | 18 | 8:39.70 | | | | | | | | | | | | |
| 99 | 2:22.68 | 71 | 4:32.98 | 47 | 6:41.05 | 4 | 8:40.01 | | | | | | | | | | | | |
| 41 | 2:23.01 | 8 | 4:35.81 | 66 | 6:43.91 | 81 | 8:50.77 | | | | | | | | | | | | |
| 116 | 2:24.22 | 64 | 4:37.11 | 8 | 6:47.73 | 47 | 8:51.37 | | | | | | | | | | | | |
| 101 | 2:25.20 | 41 | 4:37.44 | 41 | 6:49.32 | 66 | 8:54.08 | | | | | | | | | | | | |
| 129 | 2:25.84 | 99 | 4:37.96 | 64 | 6:50.12 | 28 | 9:01.23 | | | | | | | | | | | | |
| 5 | 2:26.79 | 116 | 4:40.53 | 99 | 6:52.92 | 41 | 9:01.74 | | | | | | | | | | | | |
| 111 | 2:27.33 | 92 | 4:41.06 | 28 | 6:54.43 | 8 | 9:01.79 | | | | | | | | | | | | |
| 92 | 2:27.37 | 66 | 4:41.44 | 116 | 6:55.62 | 64 | 9:03.20 | | | | | | | | | | | | |
| 112 | 2:30.48 | 129 | 4:41.80 | 92 | 6:56.27 | 116 | 9:09.96 | | | | | | | | | | | | |
| 68 | 2:31.48 | 111 | 4:45.14 | 129 | 6:56.95 | 99 | 9:10.30 | | | | | | | | | | | | |
| 71 | 2:31.57 | 28 | 4:46.46 | 111 | 7:03.76 | 92 | 9:10.39 | | | | | | | | | | | | |
| 90 | 2:34.41 | 68 | 4:52.07 | 20 | 7:06.11 | 129 | 9:11.27 | | | | | | | | | | | | |
| 28 | 2:38.36 | 20 | 4:53.54 | 68 | 7:11.41 | 20 | 9:18.22 | | | | | | | | | | | | |
| 66 | 2:38.51 | 112 | 4:54.63 | 90 | 7:17.00 | 111 | 9:21.89 | | | | | | | | | | | | |
| 20 | 2:41.01 | 90 | 4:55.76 | 112 | 7:35.58 | 68 | 9:33.08 | | | | | | | | | | | | |
| 131 | 2:55.76 | 131 | 5:32.00 | 131 | 8:00.23 | 90 | 9:37.99 | | | | | | | | | | | | |
| 94 | 2:58.45 | 94 | 5:45.99 | | | 112 | 10:21.47 | | | | | | | | | | | | |
| 91 | 3:09.49 | 91 | 5:46.17 | | | 131 | 10:24.95 | | | | | | | | | | | | |



BSSO SOLO SCOOTER CHAMPIONSHIP

RESULT - RACE 31

| PI | No | Evt | Name | Machine | Laps | Time | Behind | MPH | Best Lap on | MPH |
|----|-----|-----|------------------|-----------------------|------|---------|---------|-------|-------------|---------|
| 1 | 101 | 6a | Gary PEACOCK | Aprilia SR125 | 4 | 8:01.97 | | 65.13 | 1:52.42 | 3 69.81 |
| 2 | 14 | 6 | Stewart MCKENZIE | Vespa 256 | 4 | 8:17.12 | 15.15 | 63.15 | 2:02.82 | 2 63.90 |
| 3 | 62 | | Taylor STURGESS | Lambretta SX200 | 4 | 8:19.32 | 17.35 | 62.87 | 2:01.57 | 4 64.56 |
| 4 | 71 | 6a | Warren WILKINSON | Gilera Runner179 | 4 | 8:19.40 | 17.43 | 62.86 | 1:56.83 | 4 67.17 |
| 5 | 3 | 6a | Justin PRICE | Piaggio Zip 179 | 4 | 8:20.87 | 18.90 | 62.67 | 1:57.30 | 4 66.91 |
| 6 | 41 | 6 | Stuart DAY | Lambretta GP 200 | 4 | 8:23.84 | 21.87 | 62.31 | 1:59.51 | 4 65.67 |
| 7 | 28 | 6a | Stephen WRIGHT | Gilera Runner PSN 180 | 4 | 8:36.97 | 35.00 | 60.72 | 2:01.49 | 3 64.60 |
| 8 | 97 | | Mark COOK | Lambretta GP 230 | 4 | 8:48.93 | 46.96 | 59.35 | 2:10.17 | 3 60.29 |
| 9 | 81 | | James LANCASTER | Lambretta Franspeed | 4 | 8:51.81 | 49.84 | 59.03 | 2:10.50 | 4 60.14 |
| 10 | 64 | | Pat WICKHAM | Lambretta GP 200 | 4 | 9:07.36 | 1:05.39 | 57.35 | 2:11.38 | 3 59.74 |
| 11 | 129 | | Jeremy STEEL | Lambretta 200 | 4 | 9:09.39 | 1:07.42 | 57.14 | 2:15.27 | 4 58.02 |
| 12 | 5 | 6a | Lee BAMBER | Gilera Runner 172 | 4 | 9:11.81 | 1:09.84 | 56.89 | 1:51.09 | 2 70.65 |
| 13 | 20 | 6a | David WILSON | Scomadi 172 | 4 | 9:15.18 | 1:13.21 | 56.54 | 2:11.79 | 4 59.55 |
| 14 | 52 | 6a | John WOODS | Gilera Runner 179 | 4 | 9:18.45 | 1:16.48 | 56.21 | 2:10.75 | 4 60.02 |
| 15 | 76 | 6 | Steven LAST | Lambretta GT240 240 | 4 | 9:41.86 | 1:39.89 | 53.95 | 2:23.10 | 2 54.84 |
| 16 | 131 | 6 | Andrew DUNCAN | Lambretta GP200 | 4 | 9:42.55 | 1:40.58 | 53.89 | 2:21.99 | 2 55.27 |
| 17 | 19 | 10 | Mark SHIRLEY | Piaggio Zip 80 | 4 | 9:42.98 | 1:41.01 | 53.85 | 2:16.65 | 4 57.43 |
| 18 | 91 | 6 | Mark ROBINSON | Lambretta Jet200 | 3 | 8:05.96 | 1 Lap | 48.45 | 2:32.89 | 0 51.33 |

Fastest Lap

5 6a Lee BAMBER Gilera Runner 172 1:51.09 2 70.65

Start Time : 14:05

Cadwell Park

02 Jul 17 15:32

Clerk of Course :

Time Issued :

Chief Timekeeper : Anthony Smith

THESE RESULTS ARE PROVISIONAL UNTIL THE CONCLUSION OF ANY JUDICIAL AND TECHNICAL MATTERS

HS Sports Timing and Results Systems - Results and Lap Times at www.hssports.co.uk

BSSO SOLO SCOOTER CHAMPIONSHIP

LAP TIMES - RACE 31

| | | | | | | | | | | | |
|-----------|-------------------------|----------|----------|----------|----------|----------|----------|----------|----------|----------|-----------|
| 3 | Justin PRICE | | | | | | | | | | |
| | Lap | 1 | 2 | 3 | 4 | 5 | 6 | 7 | 8 | 9 | 10 |
| | 1 | 2:26.87 | 1:58.63 | 1:58.07 | 1:57.30 | | | | | | |
| 5 | Lee BAMBER | | | | | | | | | | |
| | Lap | 1 | 2 | 3 | 4 | 5 | 6 | 7 | 8 | 9 | 10 |
| | 1 | 2:22.97 | 1:51.09 | 1:51.28 | 3:06.47 | | | | | | |
| 14 | Stewart MCKENZIE | | | | | | | | | | |
| | Lap | 1 | 2 | 3 | 4 | 5 | 6 | 7 | 8 | 9 | 10 |
| | 1 | 2:05.89 | 2:02.82 | 2:04.29 | 2:04.12 | | | | | | |
| 19 | Mark SHIRLEY | | | | | | | | | | |
| | Lap | 1 | 2 | 3 | 4 | 5 | 6 | 7 | 8 | 9 | 10 |
| | 1 | 2:46.78 | 2:21.21 | 2:18.34 | 2:16.65 | | | | | | |
| 20 | David WILSON | | | | | | | | | | |
| | Lap | 1 | 2 | 3 | 4 | 5 | 6 | 7 | 8 | 9 | 10 |
| | 1 | 2:37.13 | 2:13.26 | 2:13.00 | 2:11.79 | | | | | | |
| 28 | Stephen WRIGHT | | | | | | | | | | |
| | Lap | 1 | 2 | 3 | 4 | 5 | 6 | 7 | 8 | 9 | 10 |
| | 1 | 2:30.87 | 2:02.39 | 2:01.49 | 2:02.22 | | | | | | |
| 41 | Stuart DAY | | | | | | | | | | |
| | Lap | 1 | 2 | 3 | 4 | 5 | 6 | 7 | 8 | 9 | 10 |
| | 1 | 2:19.93 | 2:02.47 | 2:01.93 | 1:59.51 | | | | | | |
| 52 | John WOODS | | | | | | | | | | |
| | Lap | 1 | 2 | 3 | 4 | 5 | 6 | 7 | 8 | 9 | 10 |
| | 1 | 2:41.60 | 2:14.28 | 2:11.82 | 2:10.75 | | | | | | |
| 62 | Taylor STURGESS | | | | | | | | | | |
| | Lap | 1 | 2 | 3 | 4 | 5 | 6 | 7 | 8 | 9 | 10 |
| | 1 | 2:10.22 | 2:04.03 | 2:03.50 | 2:01.57 | | | | | | |
| 64 | Pat WICKHAM | | | | | | | | | | |
| | Lap | 1 | 2 | 3 | 4 | 5 | 6 | 7 | 8 | 9 | 10 |
| | 1 | 2:27.76 | 2:15.11 | 2:11.38 | 2:13.11 | | | | | | |
| 71 | Warren WILKINSON | | | | | | | | | | |
| | Lap | 1 | 2 | 3 | 4 | 5 | 6 | 7 | 8 | 9 | 10 |
| | 1 | 2:26.83 | 1:58.73 | 1:57.01 | 1:56.83 | | | | | | |
| 76 | Steven LAST | | | | | | | | | | |
| | Lap | 1 | 2 | 3 | 4 | 5 | 6 | 7 | 8 | 9 | 10 |
| | 1 | 2:27.17 | 2:23.10 | 2:25.64 | 2:25.95 | | | | | | |
| 81 | James LANCASTER | | | | | | | | | | |
| | Lap | 1 | 2 | 3 | 4 | 5 | 6 | 7 | 8 | 9 | 10 |
| | 1 | 2:18.48 | 2:11.66 | 2:11.17 | 2:10.50 | | | | | | |

| | | | | | | | | | | | |
|-----------|----------------------|----------|----------|----------|----------|----------|----------|----------|----------|----------|-----------|
| 91 | Mark ROBINSON | | | | | | | | | | |
| | Lap | 1 | 2 | 3 | 4 | 5 | 6 | 7 | 8 | 9 | 10 |
| | 1 | 2:37.84 | 2:32.89 | 2:55.23 | | | | | | | |

| | | | | | | | | | | | |
|-----------|------------------|----------|----------|----------|----------|----------|----------|----------|----------|----------|-----------|
| 97 | Mark COOK | | | | | | | | | | |
| | Lap | 1 | 2 | 3 | 4 | 5 | 6 | 7 | 8 | 9 | 10 |
| | 1 | 2:16.14 | 2:11.12 | 2:10.17 | 2:11.50 | | | | | | |

| | | | | | | | | | | | |
|------------|---------------------|----------|----------|----------|----------|----------|----------|----------|----------|----------|-----------|
| 101 | Gary PEACOCK | | | | | | | | | | |
| | Lap | 1 | 2 | 3 | 4 | 5 | 6 | 7 | 8 | 9 | 10 |
| | 1 | 2:22.45 | 1:52.91 | 1:52.42 | 1:54.19 | | | | | | |

| | | | | | | | | | | | |
|------------|---------------------|----------|----------|----------|----------|----------|----------|----------|----------|----------|-----------|
| 129 | Jeremy STEEL | | | | | | | | | | |
| | Lap | 1 | 2 | 3 | 4 | 5 | 6 | 7 | 8 | 9 | 10 |
| | 1 | 2:22.57 | 2:15.74 | 2:15.81 | 2:15.27 | | | | | | |

| | | | | | | | | | | | |
|------------|----------------------|----------|----------|----------|----------|----------|----------|----------|----------|----------|-----------|
| 131 | Andrew DUNCAN | | | | | | | | | | |
| | Lap | 1 | 2 | 3 | 4 | 5 | 6 | 7 | 8 | 9 | 10 |
| | 1 | 2:34.47 | 2:21.99 | 2:23.11 | 2:22.98 | | | | | | |

Lap Chart

BSSO SOLO SCOOTER CHAMPIONSHIP - RACE 31

| Lap 1 | | Lap 2 | | Lap 3 | | Lap 4 | | Lap 5 | | Lap 6 | | Lap 7 | | Lap 8 | | Lap 9 | | Lap 10 | |
|-------|---------|-------|---------|-------|---------|-------|---------|-------|------|-------|------|-------|------|-------|------|-------|------|--------|------|
| No | Time | No | Time | No | Time | No | Time | No | Time | No | Time | No | Time | No | Time | No | Time | No | Time |
| 14 | 2:05.89 | 14 | 4:08.71 | 5 | 6:05.34 | 101 | 8:01.97 | | | | | | | | | | | | |
| 62 | 2:10.22 | 5 | 4:14.06 | 101 | 6:07.78 | 91 | 8:05.96 | *1 | | | | | | | | | | | |
| 97 | 2:16.14 | 62 | 4:14.25 | 14 | 6:13.00 | 14 | 8:17.12 | | | | | | | | | | | | |
| 81 | 2:18.48 | 101 | 4:15.36 | 62 | 6:17.75 | 62 | 8:19.32 | | | | | | | | | | | | |
| 41 | 2:19.93 | 41 | 4:22.40 | 71 | 6:22.57 | 71 | 8:19.40 | | | | | | | | | | | | |
| 101 | 2:22.45 | 3 | 4:25.50 | 3 | 6:23.57 | 3 | 8:20.87 | | | | | | | | | | | | |
| 129 | 2:22.57 | 71 | 4:25.56 | 41 | 6:24.33 | 41 | 8:23.84 | | | | | | | | | | | | |
| 5 | 2:22.97 | 97 | 4:27.26 | 28 | 6:34.75 | 28 | 8:36.97 | | | | | | | | | | | | |
| 71 | 2:26.83 | 81 | 4:30.14 | 97 | 6:37.43 | 97 | 8:48.93 | | | | | | | | | | | | |
| 3 | 2:26.87 | 28 | 4:33.26 | 81 | 6:41.31 | 81 | 8:51.81 | | | | | | | | | | | | |
| 76 | 2:27.17 | 129 | 4:38.31 | 129 | 6:54.12 | 64 | 9:07.36 | | | | | | | | | | | | |
| 64 | 2:27.76 | 64 | 4:42.87 | 64 | 6:54.25 | 129 | 9:09.39 | | | | | | | | | | | | |
| 28 | 2:30.87 | 76 | 4:50.27 | 20 | 7:03.39 | 5 | 9:11.81 | | | | | | | | | | | | |
| 131 | 2:34.47 | 20 | 4:50.39 | 52 | 7:07.70 | 20 | 9:15.18 | | | | | | | | | | | | |
| 20 | 2:37.13 | 52 | 4:55.88 | 76 | 7:15.91 | 52 | 9:18.45 | | | | | | | | | | | | |
| 91 | 2:37.84 | 131 | 4:56.46 | 131 | 7:19.57 | 76 | 9:41.86 | | | | | | | | | | | | |
| 52 | 2:41.60 | 19 | 5:07.99 | 19 | 7:26.33 | 131 | 9:42.55 | | | | | | | | | | | | |
| 19 | 2:46.78 | 91 | 5:10.73 | | | | 9:42.98 | | | | | | | | | | | | |



BSSO SOLO SCOOTER CHAMPIONSHIP

RESULT - RACE 40

| PI | No | Evt | Name | Machine | Laps | Time | Behind | MPH | Best Lap on | MPH |
|----|-----|-----|------------------|-------------------------|------|---------|---------|-------|-------------|---------|
| 1 | 5 | Op | Lee BAMBER | Gilera Runner | 4 | 8:14.50 | | 63.48 | 1:56.28 | 2 67.49 |
| 2 | 63 | 4 | David BRISTOW | Lambretta Replay 210 | 4 | 8:15.44 | 0.94 | 63.36 | 2:02.13 | 2 64.26 |
| 3 | 16 | 4 | Chris GEYTON | Lambretta GP200 | 4 | 8:24.20 | 9.70 | 62.26 | 2:02.64 | 2 63.99 |
| 4 | 18 | 4 | Dan LEWIS | Lambretta GP200 | 4 | 8:27.98 | 13.48 | 61.80 | 2:04.53 | 2 63.02 |
| 5 | 14 | Op | Stewart MCKENZIE | Vespa 256 | 4 | 8:29.18 | 14.68 | 61.65 | 2:04.91 | 2 62.83 |
| 6 | 3 | Ev | Justin PRICE | Lambretta GP200 | 4 | 8:34.47 | 19.97 | 61.02 | 2:05.75 | 2 62.41 |
| 7 | 4 | Ev | Stephen GRAVES | Lambretta Production 20 | 4 | 8:42.89 | 28.39 | 60.04 | 2:08.37 | 4 61.14 |
| 8 | 24 | 4 | Darren WESTGARTH | Lambretta GP 205 | 4 | 8:44.68 | 30.18 | 59.83 | 2:05.64 | 2 62.46 |
| 9 | 47 | Ev | Graham TATTON | Lambretta GP200 | 4 | 8:45.05 | 30.55 | 59.79 | 2:09.41 | 2 60.64 |
| 10 | 28 | Op | Stephen WRIGHT | Gilera Runner PSN 180 | 4 | 8:46.05 | 31.55 | 59.67 | 2:03.33 | 4 63.63 |
| 11 | 81 | Ev | James LANCASTER | Lambretta Franspeed | 4 | 8:53.31 | 38.81 | 58.86 | 2:10.30 | 2 60.23 |
| 12 | 64 | Ev | Pat WICKHAM | Lambretta GP 200 | 4 | 8:53.56 | 39.06 | 58.83 | 2:11.38 | 4 59.74 |
| 13 | 41 | Ev | Stuart DAY | Lambretta GP 230 | 4 | 8:57.22 | 42.72 | 58.43 | 2:11.80 | 3 59.54 |
| 14 | 8 | Ev | David DELANEY | Lambretta SRP200 | 4 | 9:04.40 | 49.90 | 57.66 | 2:12.86 | 2 59.07 |
| 15 | 92 | Ev | Tim SIMPSON | Lambretta LI 200 | 4 | 9:05.10 | 50.60 | 57.59 | 2:12.48 | 4 59.24 |
| 16 | 116 | Ev | Shaun FAIRHEAD | Lambretta GP200 200 | 4 | 9:08.28 | 53.78 | 57.26 | 2:14.26 | 4 58.45 |
| 17 | 129 | Ev | Jeremy STEEL | Lambretta 200 | 4 | 9:08.88 | 54.38 | 57.19 | 2:14.54 | 4 58.33 |
| 18 | 99 | Ev | Andy BARNES | Lambretta TV 200 | 4 | 9:10.52 | 56.02 | 57.02 | 2:13.35 | 4 58.85 |
| 19 | 52 | Op | John WOODS | Gilera Runner 179 | 4 | 9:11.86 | 57.36 | 56.88 | 2:09.00 | 4 60.84 |
| 20 | 111 | Ev | Liam DUNN | Lambretta GP200 | 4 | 9:13.51 | 59.01 | 56.71 | 2:15.68 | 4 57.84 |
| 21 | 20 | Op | David WILSON | Scomadi 172 | 4 | 9:13.84 | 59.34 | 56.68 | 2:10.34 | 4 60.21 |
| 22 | 68 | Ev | Shaun NICKELLS | Lambretta LI 200 | 4 | 9:22.07 | 1:07.57 | 55.85 | 2:17.89 | 2 56.91 |
| 23 | 131 | Ev | Andrew DUNCAN | Lambretta GP200 | 4 | 9:41.54 | 1:27.04 | 53.98 | 2:21.73 | 4 55.37 |
| 24 | 90 | Ev | Andrew WALKER | Lambretta GP200 | 4 | 9:42.01 | 1:27.51 | 53.94 | 2:22.02 | 3 55.26 |
| 25 | 94 | Ev | Graeme LAKE | Lambretta GP 198 | 3 | 8:29.87 | 1 Lap | 46.18 | 2:47.60 | 1 46.83 |
| 26 | 112 | Ev | David MARSDEN | Lambretta GP200 | 3 | 8:30.95 | 1 Lap | 46.08 | 2:38.78 | 1 49.43 |

Not-Classified

| | | | | | | | | | |
|----|----|-----------------|------------------|---|---------|---------|-------|---------|---------|
| 91 | Op | Mark ROBINSON | Lambretta Jet200 | 3 | 8:07.09 | DNF | 48.34 | 2:30.38 | 3 52.19 |
| 7 | 4 | Darren CONNEELY | Lambretta 220 | 0 | | Starter | | | |

Fastest Lap

| | | | | | | | | | |
|---|----|------------|---------------|--|--|--|--|---------|---------|
| 5 | Op | Lee BAMBER | Gilera Runner | | | | | 1:56.28 | 2 67.49 |
|---|----|------------|---------------|--|--|--|--|---------|---------|

Start Time : 16:51

Cadwell Park

02 Jul 17 17:04

Clerk of Course :

Time Issued :

Chief Timekeeper : Anthony Smith

THESE RESULTS ARE PROVISIONAL UNTIL THE CONCLUSION OF ANY JUDICIAL AND TECHNICAL MATTERS

HS Sports Timing and Results Systems - Results and Lap Times at www.hssports.co.uk



BSSO SOLO SCOOTER CHAMPIONSHIP

RESULT - RACE 40 - EVENT 4

| Pl | No | Evt | Name | Machine | Laps | Time | MPH | Best Lap on | MPH |
|----|----|-----|------------------|----------------------|------|---------|-------|-------------|---------|
| 1 | 63 | 4 | David BRISTOW | Lambretta Replay 210 | 4 | 8:15.44 | 63.36 | 2:02.13 | 2 64.26 |
| 2 | 16 | 4 | Chris GEYTON | Lambretta GP200 | 4 | 8:24.20 | 62.26 | 2:02.64 | 2 63.99 |
| 3 | 18 | 4 | Dan LEWIS | Lambretta GP200 | 4 | 8:27.98 | 61.80 | 2:04.53 | 2 63.02 |
| 4 | 24 | 4 | Darren WESTGARTH | Lambretta GP 205 | 4 | 8:44.68 | 59.83 | 2:05.64 | 2 62.46 |

Not-Classified

7 4 Darren CONNEELY Lambretta 220 0 Starter

Fastest Lap

63 4 David BRISTOW Lambretta Replay 210 2:02.13 2 64.26

Start Time : 16:51

Cadwell Park

02 Jul 17 17:05

Clerk of Course :

Time Issued :

Chief Timekeeper : Anthony Smith

THESE RESULTS ARE PROVISIONAL UNTIL THE CONCLUSION OF ANY JUDICIAL AND TECHNICAL MATTERS

HS Sports Timing and Results Systems - Results and Lap Times at www.hssports.co.uk

BRITISH HISTORIC RACING

BSSO SOLO SCOOTER CHAMPIONSHIP

RESULT - RACE 40 - EVENT Ev

| Pl | No | Evt | Name | Machine | Laps | Time | MPH | Best Lap on | MPH |
|----|-----|-----|-----------------|-------------------------|------|---------|-------|-------------|---------|
| 1 | 3 | Ev | Justin PRICE | Lambretta GP200 | 4 | 8:34.47 | 61.02 | 2:05.75 | 2 62.41 |
| 2 | 4 | Ev | Stephen GRAVES | Lambretta Production 20 | 4 | 8:42.89 | 60.04 | 2:08.37 | 4 61.14 |
| 3 | 47 | Ev | Graham TATTON | Lambretta GP200 | 4 | 8:45.05 | 59.79 | 2:09.41 | 2 60.64 |
| 4 | 81 | Ev | James LANCASTER | Lambretta Franspeed | 4 | 8:53.31 | 58.86 | 2:10.30 | 2 60.23 |
| 5 | 64 | Ev | Pat WICKHAM | Lambretta GP 200 | 4 | 8:53.56 | 58.83 | 2:11.38 | 4 59.74 |
| 6 | 41 | Ev | Stuart DAY | Lambretta GP 230 | 4 | 8:57.22 | 58.43 | 2:11.80 | 3 59.54 |
| 7 | 8 | Ev | David DELANEY | Lambretta SRP200 | 4 | 9:04.40 | 57.66 | 2:12.86 | 2 59.07 |
| 8 | 92 | Ev | Tim SIMPSON | Lambretta LI 200 | 4 | 9:05.10 | 57.59 | 2:12.48 | 4 59.24 |
| 9 | 116 | Ev | Shaun FAIRHEAD | Lambretta GP200 200 | 4 | 9:08.28 | 57.26 | 2:14.26 | 4 58.45 |
| 10 | 129 | Ev | Jeremy STEEL | Lambretta 200 | 4 | 9:08.88 | 57.19 | 2:14.54 | 4 58.33 |
| 11 | 99 | Ev | Andy BARNES | Lambretta TV 200 | 4 | 9:10.52 | 57.02 | 2:13.35 | 4 58.85 |
| 12 | 111 | Ev | Liam DUNN | Lambretta GP200 | 4 | 9:13.51 | 56.71 | 2:15.68 | 4 57.84 |
| 13 | 68 | Ev | Shaun NICKELLS | Lambretta LI 200 | 4 | 9:22.07 | 55.85 | 2:17.89 | 2 56.91 |
| 14 | 131 | Ev | Andrew DUNCAN | Lambretta GP200 | 4 | 9:41.54 | 53.98 | 2:21.73 | 4 55.37 |
| 15 | 90 | Ev | Andrew WALKER | Lambretta GP200 | 4 | 9:42.01 | 53.94 | 2:22.02 | 3 55.26 |
| 16 | 94 | Ev | Graeme LAKE | Lambretta GP 198 | 3 | 8:29.87 | 46.18 | 2:47.60 | 1 46.83 |
| 17 | 112 | Ev | David MARSDEN | Lambretta GP200 | 3 | 8:30.95 | 46.08 | 2:38.78 | 1 49.43 |

Fastest Lap

3 Ev Justin PRICE Lambretta GP200 2:05.75 2 62.41

Start Time : 16:51


Cadwell Park

02 Jul 17 17:05

Clerk of Course :

Time Issued :

Chief Timekeeper : Anthony Smith



THESE RESULTS ARE PROVISIONAL UNTIL THE CONCLUSION OF ANY JUDICIAL AND TECHNICAL MATTERS

HS Sports Timing and Results Systems - Results and Lap Times at www.hssports.co.uk

BRITISH HISTORIC RACING

BSSO SOLO SCOOTER CHAMPIONSHIP

RESULT - RACE 40 - EVENT Op

| Pl | No | Evt | Name | Machine | Laps | Time | MPH | Best Lap on | MPH |
|----|----|-----|------------------|-----------------------|------|---------|-------|-------------|---------|
| 1 | 5 | Op | Lee BAMBER | Gilera Runner | 4 | 8:14.50 | 63.48 | 1:56.28 | 2 67.49 |
| 2 | 14 | Op | Stewart MCKENZIE | Vespa 256 | 4 | 8:29.18 | 61.65 | 2:04.91 | 2 62.83 |
| 3 | 28 | Op | Stephen WRIGHT | Gilera Runner PSN 180 | 4 | 8:46.05 | 59.67 | 2:03.33 | 4 63.63 |
| 4 | 52 | Op | John WOODS | Gilera Runner 179 | 4 | 9:11.86 | 56.88 | 2:09.00 | 4 60.84 |
| 5 | 20 | Op | David WILSON | Scomadi 172 | 4 | 9:13.84 | 56.68 | 2:10.34 | 4 60.21 |

Not-Classified

| | | | | | | | | | |
|----|----|---------------|------------------|---|---------|-----|-------|---------|---------|
| 91 | Op | Mark ROBINSON | Lambretta Jet200 | 3 | 8:07.09 | DNF | 48.34 | 2:30.38 | 3 52.19 |
|----|----|---------------|------------------|---|---------|-----|-------|---------|---------|

Fastest Lap

| | | | | | | | | | |
|---|----|------------|---------------|--|--|--|--|---------|---------|
| 5 | Op | Lee BAMBER | Gilera Runner | | | | | 1:56.28 | 2 67.49 |
|---|----|------------|---------------|--|--|--|--|---------|---------|

Start Time : 16:51


Cadwell Park

02 Jul 17 17:05

Clerk of Course :

Time Issued :

Chief Timekeeper : Anthony Smith



THESE RESULTS ARE PROVISIONAL UNTIL THE CONCLUSION OF ANY JUDICIAL AND TECHNICAL MATTERS

HS Sports Timing and Results Systems - Results and Lap Times at www.hssports.co.uk

BSSO SOLO SCOOTER CHAMPIONSHIP

LAP TIMES - RACE 40

| | | | | | | | | | | | |
|-----------|-------------------------|----------|----------|----------|----------|----------|----------|----------|----------|----------|-----------|
| 3 | Justin PRICE | | | | | | | | | | |
| | Lap | 1 | 2 | 3 | 4 | 5 | 6 | 7 | 8 | 9 | 10 |
| | 1 | 2:11.14 | 2:05.75 | 2:06.19 | 2:08.24 | | | | | | |
| 4 | Stephen GRAVES | | | | | | | | | | |
| | Lap | 1 | 2 | 3 | 4 | 5 | 6 | 7 | 8 | 9 | 10 |
| | 1 | 2:12.22 | 2:09.13 | 2:09.89 | 2:08.37 | | | | | | |
| 5 | Lee BAMBER | | | | | | | | | | |
| | Lap | 1 | 2 | 3 | 4 | 5 | 6 | 7 | 8 | 9 | 10 |
| | 1 | 1:59.41 | 1:56.28 | 1:57.28 | 1:57.17 | | | | | | |
| 8 | David DELANEY | | | | | | | | | | |
| | Lap | 1 | 2 | 3 | 4 | 5 | 6 | 7 | 8 | 9 | 10 |
| | 1 | 2:18.63 | 2:12.86 | 2:14.13 | 2:14.65 | | | | | | |
| 14 | Stewart MCKENZIE | | | | | | | | | | |
| | Lap | 1 | 2 | 3 | 4 | 5 | 6 | 7 | 8 | 9 | 10 |
| | 1 | 2:08.80 | 2:04.91 | 2:05.04 | 2:07.35 | | | | | | |
| 16 | Chris GEYTON | | | | | | | | | | |
| | Lap | 1 | 2 | 3 | 4 | 5 | 6 | 7 | 8 | 9 | 10 |
| | 1 | 2:11.10 | 2:02.64 | 2:03.77 | 2:04.52 | | | | | | |
| 18 | Dan LEWIS | | | | | | | | | | |
| | Lap | 1 | 2 | 3 | 4 | 5 | 6 | 7 | 8 | 9 | 10 |
| | 1 | 2:08.55 | 2:04.53 | 2:04.74 | 2:08.07 | | | | | | |
| 20 | David WILSON | | | | | | | | | | |
| | Lap | 1 | 2 | 3 | 4 | 5 | 6 | 7 | 8 | 9 | 10 |
| | 1 | 2:14.64 | 2:12.16 | 2:11.71 | 2:10.34 | | | | | | |
| 24 | Darren WESTGARTH | | | | | | | | | | |
| | Lap | 1 | 2 | 3 | 4 | 5 | 6 | 7 | 8 | 9 | 10 |
| | 1 | 2:11.02 | 2:05.64 | 2:10.65 | 2:14.75 | | | | | | |
| 28 | Stephen WRIGHT | | | | | | | | | | |
| | Lap | 1 | 2 | 3 | 4 | 5 | 6 | 7 | 8 | 9 | 10 |
| | 1 | 2:07.41 | 2:05.54 | 2:04.38 | 2:03.33 | | | | | | |
| 41 | Stuart DAY | | | | | | | | | | |
| | Lap | 1 | 2 | 3 | 4 | 5 | 6 | 7 | 8 | 9 | 10 |
| | 1 | 2:17.26 | 2:11.85 | 2:11.80 | 2:11.94 | | | | | | |
| 47 | Graham TATTON | | | | | | | | | | |
| | Lap | 1 | 2 | 3 | 4 | 5 | 6 | 7 | 8 | 9 | 10 |
| | 1 | 2:12.14 | 2:09.41 | 2:09.82 | 2:09.66 | | | | | | |
| 52 | John WOODS | | | | | | | | | | |
| | Lap | 1 | 2 | 3 | 4 | 5 | 6 | 7 | 8 | 9 | 10 |
| | 1 | 2:14.09 | 2:12.08 | 2:11.85 | 2:09.00 | | | | | | |

| | | | | | | | | | | | |
|------------|------------------------|----------|----------|----------|----------|----------|----------|----------|----------|----------|-----------|
| 63 | David BRISTOW | | | | | | | | | | |
| | Lap | 1 | 2 | 3 | 4 | 5 | 6 | 7 | 8 | 9 | 10 |
| | 1 | 2:03.82 | 2:02.13 | 2:03.37 | 2:03.77 | | | | | | |
| 64 | Pat WICKHAM | | | | | | | | | | |
| | Lap | 1 | 2 | 3 | 4 | 5 | 6 | 7 | 8 | 9 | 10 |
| | 1 | 2:14.82 | 2:11.75 | 2:11.56 | 2:11.38 | | | | | | |
| 68 | Shaun NICKELLS | | | | | | | | | | |
| | Lap | 1 | 2 | 3 | 4 | 5 | 6 | 7 | 8 | 9 | 10 |
| | 1 | 2:21.09 | 2:17.89 | 2:18.71 | 2:19.05 | | | | | | |
| 81 | James LANCASTER | | | | | | | | | | |
| | Lap | 1 | 2 | 3 | 4 | 5 | 6 | 7 | 8 | 9 | 10 |
| | 1 | 2:14.07 | 2:10.30 | 2:10.91 | 2:14.25 | | | | | | |
| 90 | Andrew WALKER | | | | | | | | | | |
| | Lap | 1 | 2 | 3 | 4 | 5 | 6 | 7 | 8 | 9 | 10 |
| | 1 | 2:26.68 | 2:25.19 | 2:22.02 | 2:22.51 | | | | | | |
| 91 | Mark ROBINSON | | | | | | | | | | |
| | Lap | 1 | 2 | 3 | 4 | 5 | 6 | 7 | 8 | 9 | 10 |
| | 1 | 2:38.21 | 2:32.58 | 2:30.38 | | | | | | | |
| 92 | Tim SIMPSON | | | | | | | | | | |
| | Lap | 1 | 2 | 3 | 4 | 5 | 6 | 7 | 8 | 9 | 10 |
| | 1 | 2:18.79 | 2:14.28 | 2:13.70 | 2:12.48 | | | | | | |
| 94 | Graeme LAKE | | | | | | | | | | |
| | Lap | 1 | 2 | 3 | 4 | 5 | 6 | 7 | 8 | 9 | 10 |
| | 1 | 2:47.60 | 2:47.73 | 2:48.21 | | | | | | | |
| 99 | Andy BARNES | | | | | | | | | | |
| | Lap | 1 | 2 | 3 | 4 | 5 | 6 | 7 | 8 | 9 | 10 |
| | 1 | 2:20.89 | 2:15.68 | 2:15.94 | 2:13.35 | | | | | | |
| 111 | Liam DUNN | | | | | | | | | | |
| | Lap | 1 | 2 | 3 | 4 | 5 | 6 | 7 | 8 | 9 | 10 |
| | 1 | 2:19.75 | 2:17.33 | 2:16.02 | 2:15.68 | | | | | | |
| 112 | David MARSDEN | | | | | | | | | | |
| | Lap | 1 | 2 | 3 | 4 | 5 | 6 | 7 | 8 | 9 | 10 |
| | 1 | 2:38.78 | 2:54.59 | 2:52.25 | | | | | | | |
| 116 | Shaun FAIRHEAD | | | | | | | | | | |
| | Lap | 1 | 2 | 3 | 4 | 5 | 6 | 7 | 8 | 9 | 10 |
| | 1 | 2:17.53 | 2:15.56 | 2:16.31 | 2:14.26 | | | | | | |
| 129 | Jeremy STEEL | | | | | | | | | | |
| | Lap | 1 | 2 | 3 | 4 | 5 | 6 | 7 | 8 | 9 | 10 |
| | 1 | 2:19.12 | 2:14.90 | 2:15.97 | 2:14.54 | | | | | | |
| 131 | Andrew DUNCAN | | | | | | | | | | |
| | Lap | 1 | 2 | 3 | 4 | 5 | 6 | 7 | 8 | 9 | 10 |
| | 1 | 2:26.32 | 2:23.30 | 2:23.49 | 2:21.73 | | | | | | |

Lap Chart

BSSO SOLO SCOOTER CHAMPIONSHIP - RACE 40

| Lap 1 | | Lap 2 | | Lap 3 | | Lap 4 | | Lap 5 | | Lap 6 | | Lap 7 | | Lap 8 | | Lap 9 | | Lap 10 | |
|-------|---------|-------|---------|-------|---------|-------|------------|-------|------|-------|------|-------|------|-------|------|-------|------|--------|------|
| No | Time | No | Time | No | Time | No | Time | No | Time | No | Time | No | Time | No | Time | No | Time | No | Time |
| 63 | 2:06.17 | 63 | 4:08.30 | 63 | 6:11.67 | 5 | 8:14.50 | | | | | | | | | | | | |
| 18 | 2:10.64 | 18 | 4:15.17 | 5 | 6:17.33 | 63 | 8:15.44 | | | | | | | | | | | | |
| 14 | 2:11.88 | 16 | 4:15.91 | 16 | 6:19.68 | 16 | 8:24.20 | | | | | | | | | | | | |
| 16 | 2:13.27 | 14 | 4:16.79 | 18 | 6:19.91 | 18 | 8:27.98 | | | | | | | | | | | | |
| 24 | 2:13.64 | 24 | 4:19.28 | 14 | 6:21.83 | 14 | 8:29.18 | | | | | | | | | | | | |
| 3 | 2:14.29 | 3 | 4:20.04 | 3 | 6:26.23 | 94 | 8:29.87 *1 | | | | | | | | | | | | |
| 4 | 2:15.50 | 5 | 4:20.05 | 24 | 6:29.93 | 112 | 8:30.95 *1 | | | | | | | | | | | | |
| 47 | 2:16.16 | 4 | 4:24.63 | 4 | 6:34.52 | 3 | 8:34.47 | | | | | | | | | | | | |
| 81 | 2:17.85 | 47 | 4:25.57 | 47 | 6:35.39 | 4 | 8:42.89 | | | | | | | | | | | | |
| 64 | 2:18.87 | 81 | 4:28.15 | 81 | 6:39.06 | 24 | 8:44.68 | | | | | | | | | | | | |
| 41 | 2:21.63 | 64 | 4:30.62 | 64 | 6:42.18 | 47 | 8:45.05 | | | | | | | | | | | | |
| 116 | 2:22.15 | 41 | 4:33.48 | 28 | 6:42.72 | 28 | 8:46.05 | | | | | | | | | | | | |
| 8 | 2:22.76 | 8 | 4:35.62 | 41 | 6:45.28 | 81 | 8:53.31 | | | | | | | | | | | | |
| 129 | 2:23.47 | 116 | 4:37.71 | 8 | 6:49.75 | 64 | 8:53.56 | | | | | | | | | | | | |
| 5 | 2:23.77 | 28 | 4:38.34 | 92 | 6:52.62 | 41 | 8:57.22 | | | | | | | | | | | | |
| 111 | 2:24.48 | 129 | 4:38.37 | 116 | 6:54.02 | 8 | 9:04.40 | | | | | | | | | | | | |
| 92 | 2:24.64 | 92 | 4:38.92 | 129 | 6:54.34 | 92 | 9:05.10 | | | | | | | | | | | | |
| 99 | 2:25.55 | 99 | 4:41.23 | 99 | 6:57.17 | 116 | 9:08.28 | | | | | | | | | | | | |
| 68 | 2:26.42 | 111 | 4:41.81 | 111 | 6:57.83 | 129 | 9:08.88 | | | | | | | | | | | | |
| 90 | 2:32.29 | 68 | 4:44.31 | 52 | 7:02.86 | 99 | 9:10.52 | | | | | | | | | | | | |
| 28 | 2:32.80 | 52 | 4:51.01 | 68 | 7:03.02 | 52 | 9:11.86 | | | | | | | | | | | | |
| 131 | 2:33.02 | 20 | 4:51.79 | 20 | 7:03.50 | 111 | 9:13.51 | | | | | | | | | | | | |
| 52 | 2:38.93 | 131 | 4:56.32 | 90 | 7:19.50 | 20 | 9:13.84 | | | | | | | | | | | | |
| 20 | 2:39.63 | 90 | 4:57.48 | 131 | 7:19.81 | 68 | 9:22.07 | | | | | | | | | | | | |
| 112 | 2:44.11 | 91 | 5:36.71 | 91 | 8:07.09 | 131 | 9:41.54 | | | | | | | | | | | | |
| 94 | 2:53.93 | 112 | 5:38.70 | | | 90 | 9:42.01 | | | | | | | | | | | | |
| 91 | 3:04.13 | 94 | 5:41.66 | | | | | | | | | | | | | | | | |



BSSO SOLO SCOOTER CHAMPIONSHIP

RESULT - RACE 43

| PI | No | Evt | Name | Machine | Laps | Time | Behind | MPH | Best Lap on | MPH |
|----|-----|-----|------------------|-----------------------|------|----------|---------|-------|-------------|---------|
| 1 | 5 | 6a | Lee BAMBER | Gilera Runner 172 | 4 | 8:01.31 | | 65.22 | 1:51.89 | 2 70.14 |
| 2 | 101 | 6a | Gary PEACOCK | Aprilia SR125 | 4 | 8:01.92 | 0.61 | 65.14 | 1:52.16 | 3 69.97 |
| 3 | 62 | | Taylor STURGESS | Lambretta SX200 | 4 | 8:04.18 | 2.87 | 64.84 | 1:57.61 | 3 66.73 |
| 4 | 14 | 6 | Stewart MCKENZIE | Vespa 256 | 4 | 8:18.41 | 17.10 | 62.98 | 1:58.95 | 2 65.98 |
| 5 | 16 | 6 | Chris GEYTON | Lambretta GP200 | 4 | 8:19.47 | 18.16 | 62.85 | 1:59.98 | 2 65.41 |
| 6 | 28 | 6a | Stephen WRIGHT | Gilera Runner PSN 180 | 4 | 8:36.03 | 34.72 | 60.83 | 1:59.13 | 3 65.88 |
| 7 | 71 | 6a | Warren WILKINSON | Gilera Runner179 | 4 | 8:48.30 | 46.99 | 59.42 | 1:55.56 | 2 67.91 |
| 8 | 81 | | James LANCASTER | Lambretta Franspeed | 4 | 9:01.00 | 59.69 | 58.03 | 2:12.77 | 3 59.11 |
| 9 | 52 | 6a | John WOODS | Gilera Runner 179 | 4 | 9:03.02 | 1:01.71 | 57.81 | 2:08.30 | 4 61.17 |
| 10 | 20 | 6a | David WILSON | Scomadi 172 | 4 | 9:20.34 | 1:19.03 | 56.02 | 2:10.59 | 2 60.10 |
| 11 | 76 | 6 | Steven LAST | Lambretta GT240 240 | 4 | 9:29.24 | 1:27.93 | 55.15 | 2:20.93 | 2 55.69 |
| 12 | 131 | 6 | Andrew DUNCAN | Lambretta GP200 | 4 | 9:40.17 | 1:38.86 | 54.11 | 2:19.54 | 3 56.24 |
| 13 | 41 | 6 | Stuart DAY | Lambretta GP 200 | 4 | 9:49.82 | 1:48.51 | 53.22 | 2:21.92 | 3 55.30 |
| 14 | 91 | 6 | Mark ROBINSON | Lambretta Jet200 | 4 | 10:02.44 | 2:01.13 | 52.11 | 2:25.81 | 3 53.82 |

Not-Classified

| | | | | | | | | | |
|----|----|--------------|------------------|---|---------|---------|-------|---------|---------|
| 3 | 6a | Justin PRICE | Piaggio Zip 179 | 3 | 6:29.76 | DNF | 60.41 | 1:55.68 | 2 67.84 |
| 97 | | Mark COOK | Lambretta GP 230 | 0 | | Starter | | | |

Fastest Lap

| | | | | | | | | | |
|---|----|------------|-------------------|--|--|--|--|---------|---------|
| 5 | 6a | Lee BAMBER | Gilera Runner 172 | | | | | 1:51.89 | 2 70.14 |
|---|----|------------|-------------------|--|--|--|--|---------|---------|

Start Time : 17:39

Cadwell Park

02 Jul 17 17:50

Clerk of Course :

Time Issued :

Chief Timekeeper : Anthony Smith

THESE RESULTS ARE PROVISIONAL UNTIL THE CONCLUSION OF ANY JUDICIAL AND TECHNICAL MATTERS

HS Sports Timing and Results Systems - Results and Lap Times at www.hssports.co.uk

BSSO SOLO SCOOTER CHAMPIONSHIP

LAP TIMES - RACE 43

| | | | | | | | | | | | |
|-----------|-------------------------|----------|----------|----------|----------|----------|----------|----------|----------|----------|-----------|
| 3 | Justin PRICE | | | | | | | | | | |
| | Lap | 1 | 2 | 3 | 4 | 5 | 6 | 7 | 8 | 9 | 10 |
| | 1 | 2:02.07 | 1:55.68 | 2:06.56 | | | | | | | |
| 5 | Lee BAMBER | | | | | | | | | | |
| | Lap | 1 | 2 | 3 | 4 | 5 | 6 | 7 | 8 | 9 | 10 |
| | 1 | 1:57.23 | 1:51.89 | 1:53.25 | 1:53.21 | | | | | | |
| 14 | Stewart MCKENZIE | | | | | | | | | | |
| | Lap | 1 | 2 | 3 | 4 | 5 | 6 | 7 | 8 | 9 | 10 |
| | 1 | 2:05.88 | 1:58.95 | 2:00.54 | 2:10.98 | | | | | | |
| 16 | Chris GEYTON | | | | | | | | | | |
| | Lap | 1 | 2 | 3 | 4 | 5 | 6 | 7 | 8 | 9 | 10 |
| | 1 | 2:05.57 | 1:59.98 | 2:03.19 | 2:06.86 | | | | | | |
| 20 | David WILSON | | | | | | | | | | |
| | Lap | 1 | 2 | 3 | 4 | 5 | 6 | 7 | 8 | 9 | 10 |
| | 1 | 2:11.29 | 2:10.59 | 2:17.66 | 2:14.74 | | | | | | |
| 28 | Stephen WRIGHT | | | | | | | | | | |
| | Lap | 1 | 2 | 3 | 4 | 5 | 6 | 7 | 8 | 9 | 10 |
| | 1 | 2:11.12 | 2:00.21 | 1:59.13 | 2:00.12 | | | | | | |
| 41 | Stuart DAY | | | | | | | | | | |
| | Lap | 1 | 2 | 3 | 4 | 5 | 6 | 7 | 8 | 9 | 10 |
| | 1 | 2:33.31 | 2:22.19 | 2:21.92 | 2:28.96 | | | | | | |
| 52 | John WOODS | | | | | | | | | | |
| | Lap | 1 | 2 | 3 | 4 | 5 | 6 | 7 | 8 | 9 | 10 |
| | 1 | 2:10.58 | 2:09.40 | 2:08.94 | 2:08.30 | | | | | | |
| 62 | Taylor STURGESS | | | | | | | | | | |
| | Lap | 1 | 2 | 3 | 4 | 5 | 6 | 7 | 8 | 9 | 10 |
| | 1 | 2:04.80 | 2:00.15 | 1:57.61 | 1:59.42 | | | | | | |
| 71 | Warren WILKINSON | | | | | | | | | | |
| | Lap | 1 | 2 | 3 | 4 | 5 | 6 | 7 | 8 | 9 | 10 |
| | 1 | 1:59.61 | 1:55.56 | 1:56.70 | 2:31.35 | | | | | | |
| 76 | Steven LAST | | | | | | | | | | |
| | Lap | 1 | 2 | 3 | 4 | 5 | 6 | 7 | 8 | 9 | 10 |
| | 1 | 2:21.00 | 2:20.93 | 2:21.56 | 2:22.54 | | | | | | |
| 81 | James LANCASTER | | | | | | | | | | |
| | Lap | 1 | 2 | 3 | 4 | 5 | 6 | 7 | 8 | 9 | 10 |
| | 1 | 2:17.97 | 2:13.55 | 2:12.77 | 2:14.21 | | | | | | |
| 91 | Mark ROBINSON | | | | | | | | | | |
| | Lap | 1 | 2 | 3 | 4 | 5 | 6 | 7 | 8 | 9 | 10 |
| | 1 | 2:30.09 | 2:27.89 | 2:25.81 | 2:35.42 | | | | | | |

101 Gary PEACOCK

| Lap | 1 | 2 | 3 | 4 | 5 | 6 | 7 | 8 | 9 | 10 |
|-----|---------|---------|---------|---------|---|---|---|---|---|----|
| 1 | 1:57.58 | 1:53.61 | 1:52.16 | 1:53.55 | | | | | | |

131 Andrew DUNCAN

| Lap | 1 | 2 | 3 | 4 | 5 | 6 | 7 | 8 | 9 | 10 |
|-----|---------|---------|---------|---------|---|---|---|---|---|----|
| 1 | 2:28.77 | 2:23.82 | 2:19.54 | 2:23.07 | | | | | | |

Lap Chart

BSSO SOLO SCOOTER CHAMPIONSHIP - RACE 43

| Lap 1 | | Lap 2 | | Lap 3 | | Lap 4 | | Lap 5 | | Lap 6 | | Lap 7 | | Lap 8 | | Lap 9 | | Lap 10 | |
|-------|---------|-------|---------|-------|---------|-------|----------|-------|------|-------|------|-------|------|-------|------|-------|------|--------|------|
| No | Time | No | Time | No | Time | No | Time | No | Time | No | Time | No | Time | No | Time | No | Time | No | Time |
| 62 | 2:07.00 | 14 | 4:06.89 | 62 | 6:04.76 | 5 | 8:01.31 | | | | | | | | | | | | |
| 14 | 2:07.94 | 62 | 4:07.15 | 14 | 6:07.43 | 101 | 8:01.92 | | | | | | | | | | | | |
| 16 | 2:09.44 | 16 | 4:09.42 | 5 | 6:08.10 | 62 | 8:04.18 | | | | | | | | | | | | |
| 81 | 2:20.47 | 5 | 4:14.85 | 101 | 6:08.37 | 14 | 8:18.41 | | | | | | | | | | | | |
| 101 | 2:22.60 | 101 | 4:16.21 | 16 | 6:12.61 | 16 | 8:19.47 | | | | | | | | | | | | |
| 5 | 2:22.96 | 71 | 4:20.25 | 71 | 6:16.95 | 28 | 8:36.03 | | | | | | | | | | | | |
| 76 | 2:24.21 | 3 | 4:23.20 | 3 | 6:29.76 | 71 | 8:48.30 | | | | | | | | | | | | |
| 71 | 2:24.69 | 81 | 4:34.02 | 28 | 6:35.91 | 81 | 9:01.00 | | | | | | | | | | | | |
| 3 | 2:27.52 | 28 | 4:36.78 | 81 | 6:46.79 | 52 | 9:03.02 | | | | | | | | | | | | |
| 91 | 2:33.32 | 76 | 4:45.14 | 52 | 6:54.72 | 20 | 9:20.34 | | | | | | | | | | | | |
| 131 | 2:33.74 | 52 | 4:45.78 | 20 | 7:05.60 | 76 | 9:29.24 | | | | | | | | | | | | |
| 52 | 2:36.38 | 20 | 4:47.94 | 76 | 7:06.70 | 131 | 9:40.17 | | | | | | | | | | | | |
| 28 | 2:36.57 | 131 | 4:57.56 | 131 | 7:17.10 | 41 | 9:49.82 | | | | | | | | | | | | |
| 41 | 2:36.75 | 41 | 4:58.94 | 41 | 7:20.86 | 91 | 10:02.44 | | | | | | | | | | | | |
| 20 | 2:37.35 | 91 | 5:01.21 | 91 | 7:27.02 | | | | | | | | | | | | | | |