

BRITISH HISTORIC RACING

ACU BRITISH SUPER SCOOTER CHAMPIONSHIP

RESULT - QUALIFYING

Pl	No	Name	Bike	Laps	Time on Lap	Behind	MPH
1	26	Darren CONNEELY	Lambretta 205	2	1:56.20	2	67.54
2	69	Mike BONETT	Lambretta JB Tuning	4	1:57.48	3 01.28	66.80
3	89	Ioannis CHITOGLOU	Vespa Hornet PK 184	5	1:59.83	3 03.63	65.49
4	2	Stephen WRIGHT	Lambretta DSC RB 250	5	2:00.45	4 04.25	65.16
5	4	Justin PRICE	Lambretta GP230	2	2:00.50	2 04.30	65.13
6	58	Stephen HAMILTON	Gilera Runner - Team DSC	5	2:00.67	2 04.47	65.04
7	8	Graham TATTON	Lambretta GP200	5	2:02.69	5 06.49	63.97
8	86	Jason METIVIER	Lambretta GP250	5	2:04.90	5 08.70	62.83
9	16	Tom SHAW	?	3	2:05.48	3 09.28	62.54
10	93	Steven CONNEELY	Lambretta RRGp 230	4	2:05.62	2 09.42	62.47
11	116	Shaun FAIRHEAD	Lambretta 250	5	2:09.41	5 13.21	60.64
12	36	Mark SHIRLEY	Piaggio Zip 94	3	2:11.49	2 15.29	59.69
13	41	Stuart DAY	Lambretta GP 230	4	2:11.98	3 15.78	59.46
14	23	Keith TERRY	Lambretta JB200	3	2:13.00	2 16.80	59.01
15	17	Justin OFFLAND	Lambretta GP250	5	2:15.11	4 18.91	58.09
16	68	Shaun NICKELLS	JPS Lambretta 200	5	2:17.36	4 21.16	57.13
17	37	James MCNALLY	Lambretta CST Quattrini	2	2:17.92	2 21.72	56.90
18	74	Bob WEST	Lambretta SRP Taffspeed	5	2:18.53	2 22.33	56.65
19	109	Paul FITZGERALD	Lambretta GP 200	5	2:19.28	5 23.08	56.35
20	91	Simon PALMER	Lambretta Wildcat 200	5	2:19.30	4 23.10	56.34
21	50	Phil HALLAM	Lambretta CST 250	5	2:21.55	3 25.35	55.44
22	66	Anthony MAXWELL	Hornet Vespa 150	5	2:21.84	2 25.64	55.33
23	34	Harry SMITH	Vespa PK 132	3	2:23.90	2 27.70	54.54
24	83	Jeremy CREW	Lambretta GP150	3	2:32.69	2 36.49	51.40

Start Time : 14:33

Cadwell Park

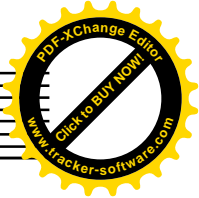
25 Sep 21 14:49

Clerk of Course:

Time Issued:

Chief Timekeeper:

THESE RESULTS ARE PROVISIONAL UNTIL THE CONCLUSION OF ANY JUDICIAL AND TECHNICAL MATTERS




RACE GRID

ACU BRITISH SUPER SCOOTER CHAMPIONSHIP

RACE 13, 24 & 33

ROW 8	66 02:21.840 Anthony MAXWELL 22	34 02:23.900 Harry SMITH 23	83 02:32.690 Jeremy CREW 24
ROW 7	109 02:19.280 Paul FITZGERALD 19	91 02:19.300 Simon PALMER 20	50 02:21.550 Phil HALLAM 21
ROW 6	68 02:17.360 Shaun NICKELLS 16	37 02:17.920 James MCNALLY 17	74 02:18.530 Bob WEST 18
ROW 5	41 02:11.980 Stuart DAY 13	23 02:13.000 Keith TERRY 14	17 02:15.110 Justin OFFLAND 15
ROW 4	93 02:05.620 Steven CONNEELY 10	116 02:09.410 Shaun FAIRHEAD 11	36 02:11.490 Mark SHIRLEY 12
ROW 3	8 02:02.690 Graham TATTON 7	86 02:04.900 Jason METIVIER 8	16 02:05.480 Tom SHAW 9
ROW 2	2 02:00.450 Stephen WRIGHT 4	4 02:00.500 Justin PRICE 5	58 02:00.670 Stephen HAMILTON 6
ROW 1	26 01:56.200 Darren CONNEELY 1	69 01:57.480 Mike BONETT 2	89 01:59.830 Ioannis CHITOGLOU 3
POLE			



BRITISH HISTORIC RACING

ACU BRITISH SUPER SCOOTER CHAMPIONSHIP

RESULT - RACE 13

Pl	No	Evt	Name	Machine	Laps	Time	Behind	MPH	Best Lap on	MPH
1	69	6	Mike BONETT	Lambretta JB Tuning	5	9:43.86		67.21	1:54.82	2 68.35
2	26	6	Darren CONNEELY	Lambretta 205	5	9:43.87	0.01	67.21	1:55.41	4 68.00
3	89	6	Ioannis CHITOGLOU	Vespa Hornet PK 184	5	9:45.67	1.81	67.00	1:54.76	2 68.39
4	2	6	Stephen WRIGHT	Lambretta DSC RB 250	5	10:17.97	34.11	63.50	2:01.65	3 64.51
5	93	6	Steven CONNEELY	Lambretta RRGF 230	5	10:32.03	48.17	62.09	2:04.55	5 63.01
6	8	6	Graham TATTON	Lambretta GP200	5	10:34.87	51.01	61.81	2:02.61	5 64.01
7	58	6a	Stephen HAMILTON	Gilera Runner - Team DS	5	10:52.60	1:08.74	60.13	2:05.97	3 62.30
8	41	6	Stuart DAY	Lambretta GP 230	5	11:00.34	1:16.48	59.42	2:07.62	5 61.50
9	23	6	Keith TERRY	Lambretta JB200	5	11:03.49	1:19.63	59.14	2:09.50	4 60.60
10	36	6a	Mark SHIRLEY	Piaggio Zip 94	5	11:07.99	1:24.13	58.74	2:10.73	4 60.03
11	16	6	Tom SHAW	?	5	11:19.28	1:35.42	57.77	2:10.72	4 60.04
12	98	6	Zack TINGLE	Lambretta	5	11:25.18	1:41.32	57.27	2:13.86	3 58.63
13	17	6	Justin OFFLAND	Lambretta GP250	5	11:28.77	1:44.91	56.97	2:11.76	5 59.56
14	91	6	Simon PALMER	Lambretta Wildcat 200	5	11:34.32	1:50.46	56.52	2:14.99	5 58.14
15	68	6	Shaun NICKELLS	JPS Lambretta 200	5	11:40.97	1:57.11	55.98	2:17.39	3 57.12
16	109	6	Paul FITZGERALD	Lambretta GP 200	5	11:42.46	1:58.60	55.86	2:17.02	3 57.28
17	74	6	Bob WEST	Lambretta SRP Taffspee	5	11:53.39	2:09.53	55.00	2:19.12	3 56.41
18	34	6	Harry SMITH	Vespa PK 132	4	10:03.32	1 Lap	52.03	2:26.87	2 53.44

Not-Classified

50	6	Phil HALLAM	Lambretta CST 250	3	7:09.63	DNF	54.80	2:19.01	3 56.46
4	6	Justin PRICE	Lambretta GP230	1	2:09.58	DNF	60.56		0 0.00
37	6	James MCNALLY	Lambretta CST Quattrini	0		Starter			
86	6	Jason METIVIER	Lambretta GP250	0		Starter			

Fastest Lap

89	6	Ioannis CHITOGLOU	Vespa Hornet PK 184				1:54.76	2 68.39
----	---	-------------------	---------------------	--	--	--	---------	---------

Start Time : 09:53

Cadwell Park

26 Sep 21 10:06

Clerk of Course :

Time Issued :

Chief Timekeeper : Graham Marshall

THESE RESULTS ARE PROVISIONAL UNTIL THE CONCLUSION OF ANY JUDICIAL AND TECHNICAL MATTERS

HS Sports Timing and Results Systems - Results and Lap Times at www.theresultslive.co.uk



BRITISH HISTORIC RACING

RESULT - RACE 13

EVENT 6

PI	No	Evt	Name	Machine	Laps	Time	MPH	Best Lap on	MPH
1	69	6	Mike BONETT	Lambretta JB Tuning	5	9:43.86	67.21	1:54.82	2 68.35
2	26	6	Darren CONNEELY	Lambretta 205	5	9:43.87	67.21	1:55.41	4 68.00
3	89	6	Ioannis CHITOGLOU	Vespa Hornet PK 184	5	9:45.67	67.00	1:54.76	2 68.39
4	2	6	Stephen WRIGHT	Lambretta DSC RB 250	5	10:17.97	63.50	2:01.65	3 64.51
5	93	6	Steven CONNEELY	Lambretta RRGF 230	5	10:32.03	62.09	2:04.55	5 63.01
6	8	6	Graham TATTON	Lambretta GP200	5	10:34.87	61.81	2:02.61	5 64.01
7	41	6	Stuart DAY	Lambretta GP 230	5	11:00.34	59.42	2:07.62	5 61.50
8	23	6	Keith TERRY	Lambretta JB200	5	11:03.49	59.14	2:09.50	4 60.60
9	16	6	Tom SHAW	?	5	11:19.28	57.77	2:10.72	4 60.04
10	98	6	Zack TINGLE	Lambretta	5	11:25.18	57.27	2:13.86	3 58.63
11	17	6	Justin OFFLAND	Lambretta GP250	5	11:28.77	56.97	2:11.76	5 59.56
12	91	6	Simon PALMER	Lambretta Wildcat 200	5	11:34.32	56.52	2:14.99	5 58.14
13	68	6	Shaun NICKELLS	JPS Lambretta 200	5	11:40.97	55.98	2:17.39	3 57.12
14	109	6	Paul FITZGERALD	Lambretta GP 200	5	11:42.46	55.86	2:17.02	3 57.28
15	74	6	Bob WEST	Lambretta SRP Taffspee	5	11:53.39	55.00	2:19.12	3 56.41
16	34	6	Harry SMITH	Vespa PK 132	4	10:03.32	52.03	2:26.87	2 53.44

Not-Classified

50	6	Phil HALLAM	Lambretta CST 250	3	7:09.63	DNF	54.80	2:19.01	3 56.46
4	6	Justin PRICE	Lambretta GP230	1	2:09.58	DNF	60.56		0 0.00
37	6	James MCNALLY	Lambretta CST Quattrini	0		Starter			
86	6	Jason METIVIER	Lambretta GP250	0		Starter			

Fastest Lap

89	6	Ioannis CHITOGLOU	Vespa Hornet PK 184				1:54.76	2	68.39
----	---	-------------------	---------------------	--	--	--	---------	---	-------

EVENT 6a

PI	No	Evt	Name	Machine	Laps	Time	MPH	Best Lap on	MPH
1	58	6a	Stephen HAMILTON	Gilera Runner - Team DS	5	10:52.60	60.13	2:05.97	3 62.30
2	36	6a	Mark SHIRLEY	Piaggio Zip 94	5	11:07.99	58.74	2:10.73	4 60.03

Fastest Lap

58	6a	Stephen HAMILTON	Gilera Runner - Team DS				2:05.97	3	62.30
----	----	------------------	-------------------------	--	--	--	---------	---	-------

Start Time : 09:53

Cadwell Park

26 Sep 21 10:06


Clerk of Course :

Time Issued :

Chief Timekeeper : Graham Marshall

THESE RESULTS ARE PROVISIONAL UNTIL THE CONCLUSION OF ANY JUDICIAL AND TECHNICAL MATTERS


HS Sports Timing and Results Systems - Results and Lap Times at www.theresultslive.co.uk



ACU BRITISH SUPER SCOOTER CHAMPIONSHIP

LAP TIMES - RACE 13

2	Stephen WRIGHT										
Lap	1	2	3	4	5	6	7	8	9	10	
1	2:05.20	2:02.07	2:01.65	2:04.25	2:02.25						
4	Justin PRICE										
Lap	1	2	3	4	5	6	7	8	9	10	
1	2:06.43										
8	Graham TATTON										
Lap	1	2	3	4	5	6	7	8	9	10	
1	2:14.25	2:05.70	2:04.27	2:05.01	2:02.61						
16	Tom SHAW										
Lap	1	2	3	4	5	6	7	8	9	10	
1	2:17.90	2:16.80	2:14.75	2:10.72	2:15.64						
17	Justin OFFLAND										
Lap	1	2	3	4	5	6	7	8	9	10	
1	2:23.55	2:17.87	2:15.46	2:15.17	2:11.76						
23	Keith TERRY										
Lap	1	2	3	4	5	6	7	8	9	10	
1	2:15.10	2:12.18	2:11.77	2:09.50	2:10.38						
26	Darren CONNEELY										
Lap	1	2	3	4	5	6	7	8	9	10	
1	1:59.35	1:55.76	1:55.68	1:55.41	1:56.12						
34	Harry SMITH										
Lap	1	2	3	4	5	6	7	8	9	10	
1	2:28.51	2:26.87	2:32.56	2:29.32							
36	Mark SHIRLEY										
Lap	1	2	3	4	5	6	7	8	9	10	
1	2:12.77	2:12.89	2:13.42	2:10.73	2:13.88						
41	Stuart DAY										
Lap	1	2	3	4	5	6	7	8	9	10	
1	2:12.21	2:13.80	2:12.93	2:09.83	2:07.62						
50	Phil HALLAM										
Lap	1	2	3	4	5	6	7	8	9	10	
1	2:23.67	2:20.11	2:19.01								
58	Stephen HAMILTON										
Lap	1	2	3	4	5	6	7	8	9	10	
1	2:09.06	2:07.79	2:05.97	2:10.72	2:16.07						
68	Shaun NICKELLS										
Lap	1	2	3	4	5	6	7	8	9	10	
1	2:22.52	2:19.56	2:17.39	2:17.92	2:18.88						



69 Mike BONETT

Lap	1	2	3	4	5	6	7	8	9	10
1	2:00.55	1:54.82	1:55.51	1:55.55	1:55.52					

74 Bob WEST

Lap	1	2	3	4	5	6	7	8	9	10
1	2:27.23	2:19.68	2:19.12	2:20.14	2:21.64					

89 Ioannis CHITOGLOU

Lap	1	2	3	4	5	6	7	8	9	10
1	2:00.56	1:54.76	1:55.67	1:55.85	1:56.51					

91 Simon PALMER

Lap	1	2	3	4	5	6	7	8	9	10
1	2:22.72	2:18.70	2:16.34	2:15.91	2:14.99					

93 Steven CONNEELY

Lap	1	2	3	4	5	6	7	8	9	10
1	2:08.15	2:04.90	2:05.06	2:05.08	2:04.55					

98 Zack TINGLE


Lap	1	2	3	4	5	6	7	8	9	10
1	2:21.21	2:14.82	2:13.86	2:14.38	2:14.50					

109 Paul FITZGERALD

Lap	1	2	3	4	5	6	7	8	9	10
1	2:23.73	2:17.36	2:17.02	2:18.15	2:20.03					

ACU BRITISH SUPER SCOOTER CHAMPIONSHIP - RACE 13

Lap 1		Lap 2		Lap 3		Lap 4		Lap 5		Lap 6		Lap 7		Lap 8		Lap 9		Lap 10		
No	Time	No	Time	No	Time	No	Time	No	Time	No	Time	No	Time	No	Time	No	Time	No	Time	
26	2:00.90	26	3:56.66	26	5:52.34	26	7:47.75	69	9:43.86											
69	2:02.46	69	3:57.28	69	5:52.79	69	7:48.34	26	9:43.87											
89	2:02.88	89	3:57.64	89	5:53.31	89	7:49.16	89	9:45.67											
2	2:07.75	2	4:09.82	2	6:11.47	2	8:15.72	34	10:03.32 *1											
4	2:09.58	93	4:17.34	93	6:22.40	93	8:27.48	2	10:17.97											
58	2:12.05	58	4:19.84	58	6:25.81	8	8:32.26	93	10:32.03											
93	2:12.44	8	4:22.98	8	6:27.25	58	8:36.53	8	10:34.87											
41	2:16.16	36	4:29.96	41	6:42.89	41	8:52.72	58	10:52.60											
36	2:17.07	41	4:29.96	36	6:43.38	23	8:53.11	41	11:00.34											
8	2:17.28	23	4:31.84	23	6:43.61	36	8:54.11	23	11:03.49											
23	2:19.66	16	4:38.17	16	6:52.92	16	9:03.64	36	11:07.99											
16	2:21.37	98	4:42.44	98	6:56.30	98	9:10.68	16	11:19.28											
68	2:27.22	17	4:46.38	17	7:01.84	17	9:17.01	98	11:25.18											
98	2:27.62	68	4:46.78	91	7:03.42	91	9:19.33	17	11:28.77											
91	2:28.38	91	4:47.08	68	7:04.17	68	9:22.09	91	11:34.32											
17	2:28.51	109	4:47.26	109	7:04.28	109	9:22.43	68	11:40.97											
109	2:29.90	50	4:50.62	50	7:09.63	74	9:31.75	109	11:42.46											
50	2:30.51	74	4:52.49	74	7:11.61			74	11:53.39											
74	2:32.81	34	5:01.44	34	7:34.00															
34	2:34.57																			



BRITISH HISTORIC RACING

ACU BRITISH SUPER SCOOTER CHAMPIONSHIP

RESULT - RACE 24

Pl	No	Evt	Name	Machine	Laps	Time	Behind	MPH	Best Lap on	MPH
1	26	6	Darren CONNEELY	Lambretta 205	5	9:45.38		67.03	1:55.31	2 68.06
2	89	6	Ioannis CHITOGLOU	Vespa Hornet PK 184	5	10:04.01	18.63	64.97	1:56.94	4 67.11
3	4	6	Justin PRICE	Lambretta GP230	5	10:07.84	22.46	64.56	1:59.46	3 65.70
4	2	6	Stephen WRIGHT	Lambretta DSC RB 250	5	10:07.91	22.53	64.55	1:59.14	4 65.87
5	8	6	Graham TATTON	Lambretta GP200	5	10:10.88	25.50	64.24	2:00.02	2 65.39
6	58	6a	Stephen HAMILTON	Gilera Runner - Team DS	5	10:28.51	43.13	62.43	2:02.98	5 63.82
7	93	6	Steven CONNEELY	Lambretta RRGF 230	5	10:28.57	43.19	62.43	2:02.80	5 63.91
8	116	6	Shaun FAIRHEAD	Lambretta 250	5	10:59.39	1:14.01	59.51	2:07.55	5 61.53
9	23	6	Keith TERRY	Lambretta JB200	5	11:02.62	1:17.24	59.22	2:10.31	3 60.23
10	37	6	James MCNALLY	Lambretta CST Quattrini	5	11:04.32	1:18.94	59.07	2:10.00	5 60.37
11	98	6	Zack TINGLE	Lambretta	5	11:10.34	1:24.96	58.54	2:10.75	4 60.02
12	17	6	Justin OFFLAND	Lambretta GP250	5	11:22.16	1:36.78	57.52	2:13.20	5 58.92
13	68	6	Shaun NICKELLS	JPS Lambretta 200	5	11:22.44	1:37.06	57.50	2:13.40	3 58.83
14	36	6a	Mark SHIRLEY	Piaggio Zip 94	5	11:24.48	1:39.10	57.33	2:10.09	4 60.33
15	109	6	Paul FITZGERALD	Lambretta GP 200	5	11:41.10	1:55.72	55.97	2:16.36	5 57.55
16	91	6	Simon PALMER	Lambretta Wildcat 200	5	11:41.17	1:55.79	55.96	2:17.22	2 57.19
17	74	6	Bob WEST	Lambretta SRP Taffspee	5	11:42.73	1:57.35	55.84	2:17.37	5 57.13
18	50	6	Phil HALLAM	Lambretta CST 250	5	11:49.52	2:04.14	55.30	2:17.80	5 56.95
19	83	6	Jeremy CREW	Lambretta GP150	5	11:49.56	2:04.18	55.30	2:18.64	2 56.61
20	34	6	Harry SMITH	Vespa PK 132	4	9:56.57	1 Lap	52.62	2:25.46	2 53.95
Not-Classified										
69	6	6	Mike BONETT	Lambretta JB Tuning	3	5:54.61	DNF	66.39	1:54.55	3 68.51
41	6	6	Stuart DAY	Lambretta GP 230	2	4:50.03	DNF	54.12	2:13.72	2 58.69
16	6	6	Tom SHAW	?	0		Starter			
86	6	6	Jason METIVIER	Lambretta GP250	0		Starter			
Fastest Lap										
26	6	6	Darren CONNEELY	Lambretta 205					1:55.31	2 68.06

Start Time : 14:30

Cadwell Park

26 Sep 21 14:44


Clerk of Course :

Time Issued :

Chief Timekeeper : Graham Marshall

THESE RESULTS ARE PROVISIONAL UNTIL THE CONCLUSION OF ANY JUDICIAL AND TECHNICAL MATTERS

HS Sports Timing and Results Systems - Results and Lap Times at www.theresultslive.co.uk



BRITISH HISTORIC RACING

RESULT - RACE 24

EVENT 6

PI	No	Evt	Name	Machine	Laps	Time	MPH	Best Lap on	MPH	
1	26	6	Darren CONNEELY	Lambretta 205	5	9:45.38	67.03	1:55.31	2 68.06	
2	89	6	Ioannis CHITOGLOU	Vespa Hornet PK 184	5	10:04.01	64.97	1:56.94	4 67.11	
3	4	6	Justin PRICE	Lambretta GP230	5	10:07.84	64.56	1:59.46	3 65.70	
4	2	6	Stephen WRIGHT	Lambretta DSC RB 250	5	10:07.91	64.55	1:59.14	4 65.87	
5	8	6	Graham TATTON	Lambretta GP200	5	10:10.88	64.24	2:00.02	2 65.39	
6	93	6	Steven CONNEELY	Lambretta RRGF 230	5	10:28.57	62.43	2:02.80	5 63.91	
7	116	6	Shaun FAIRHEAD	Lambretta 250	5	10:59.39	59.51	2:07.55	5 61.53	
8	23	6	Keith TERRY	Lambretta JB200	5	11:02.62	59.22	2:10.31	3 60.23	
9	37	6	James MCNALLY	Lambretta CST Quattrini	5	11:04.32	59.07	2:10.00	5 60.37	
10	98	6	Zack TINGLE	Lambretta	5	11:10.34	58.54	2:10.75	4 60.02	
11	17	6	Justin OFFLAND	Lambretta GP250	5	11:22.16	57.52	2:13.20	5 58.92	
12	68	6	Shaun NICKELLS	JPS Lambretta 200	5	11:22.44	57.50	2:13.40	3 58.83	
13	109	6	Paul FITZGERALD	Lambretta GP 200	5	11:41.10	55.97	2:16.36	5 57.55	
14	91	6	Simon PALMER	Lambretta Wildcat 200	5	11:41.17	55.96	2:17.22	2 57.19	
15	74	6	Bob WEST	Lambretta SRP Taffspee	5	11:42.73	55.84	2:17.37	5 57.13	
16	50	6	Phil HALLAM	Lambretta CST 250	5	11:49.52	55.30	2:17.80	5 56.95	
17	83	6	Jeremy CREW	Lambretta GP150	5	11:49.56	55.30	2:18.64	2 56.61	
18	34	6	Harry SMITH	Vespa PK 132	4	9:56.57	52.62	2:25.46	2 53.95	
Not-Classified										
69	6		Mike BONETT	Lambretta JB Tuning	3	5:54.61	DNF	66.39	1:54.55	3 68.51
41	6		Stuart DAY	Lambretta GP 230	2	4:50.03	DNF	54.12	2:13.72	2 58.69
16	6		Tom SHAW	?	0		Starter			
86	6		Jason METIVIER	Lambretta GP250	0		Starter			

Fastest Lap

69	6	Mike BONETT	Lambretta JB Tuning				1:54.55	3	68.51
----	---	-------------	---------------------	--	--	--	---------	---	-------

EVENT 6a

PI	No	Evt	Name	Machine	Laps	Time	MPH	Best Lap on	MPH
1	58	6a	Stephen HAMILTON	Gilera Runner - Team DS	5	10:28.51	62.43	2:02.98	5 63.82
2	36	6a	Mark SHIRLEY	Piaggio Zip 94	5	11:24.48	57.33	2:10.09	4 60.33

Fastest Lap

58	6a	Stephen HAMILTON	Gilera Runner - Team DS				2:02.98	5	63.82
----	----	------------------	-------------------------	--	--	--	---------	---	-------

Start Time : 14:30

Cadwell Park

26 Sep 21 14:44


Clerk of Course :

Time Issued :

Chief Timekeeper : Graham Marshall

THESE RESULTS ARE PROVISIONAL UNTIL THE CONCLUSION OF ANY JUDICIAL AND TECHNICAL MATTERS


HS Sports Timing and Results Systems - Results and Lap Times at www.theresultslive.co.uk



ACU BRITISH SUPER SCOOTER CHAMPIONSHIP

LAP TIMES - RACE 24

2	Stephen WRIGHT										
Lap	1	2	3	4	5	6	7	8	9	10	
1	2:04.05	2:00.81	2:01.15	1:59.14	2:00.20						
4	Justin PRICE										
Lap	1	2	3	4	5	6	7	8	9	10	
1	2:05.16	1:59.71	1:59.46	2:00.49	2:00.06						
8	Graham TATTON										
Lap	1	2	3	4	5	6	7	8	9	10	
1	2:05.52	2:00.02	2:01.09	2:00.50	2:00.63						
17	Justin OFFLAND										
Lap	1	2	3	4	5	6	7	8	9	10	
1	2:19.41	2:15.30	2:15.26	2:13.79	2:13.20						
23	Keith TERRY										
Lap	1	2	3	4	5	6	7	8	9	10	
1	2:15.03	2:11.19	2:10.31	2:10.93	2:10.44						
26	Darren CONNEELY										
Lap	1	2	3	4	5	6	7	8	9	10	
1	1:59.40	1:55.31	1:55.69	1:56.37	1:56.88						
34	Harry SMITH										
Lap	1	2	3	4	5	6	7	8	9	10	
1	2:26.08	2:25.46	2:28.75	2:29.94							
36	Mark SHIRLEY										
Lap	1	2	3	4	5	6	7	8	9	10	
1	2:14.61	2:13.51	2:11.34	2:10.09	2:30.24						
37	James MCNALLY										
Lap	1	2	3	4	5	6	7	8	9	10	
1	2:16.04	2:12.29	2:10.42	2:10.38	2:10.00						
41	Stuart DAY										
Lap	1	2	3	4	5	6	7	8	9	10	
1	2:25.88	2:13.72									
50	Phil HALLAM										
Lap	1	2	3	4	5	6	7	8	9	10	
1	2:20.00	2:21.54	2:21.42	2:22.23	2:17.80						
58	Stephen HAMILTON										
Lap	1	2	3	4	5	6	7	8	9	10	
1	2:09.16	2:03.65	2:04.62	2:04.94	2:02.98						
68	Shaun NICKELLS										
Lap	1	2	3	4	5	6	7	8	9	10	
1	2:17.35	2:13.81	2:13.40	2:15.88	2:17.21						



69 Mike BONETT

Lap	1	2	3	4	5	6	7	8	9	10
1	2:02.23	1:55.77	1:54.55							

74 Bob WEST

Lap	1	2	3	4	5	6	7	8	9	10
1	2:24.30	2:18.45	2:18.50	2:18.36	2:17.37					

83 Jeremy CREW

Lap	1	2	3	4	5	6	7	8	9	10
1	2:23.01	2:18.64	2:19.28	2:20.05	2:20.89					

89 Ioannis CHITOGLOU

Lap	1	2	3	4	5	6	7	8	9	10
1	2:06.15	1:59.21	2:01.52	1:56.94	1:57.70					

91 Simon PALMER

Lap	1	2	3	4	5	6	7	8	9	10
1	2:19.76	2:17.22	2:17.74	2:19.69	2:21.06					

93 Steven CONNEELY

Lap	1	2	3	4	5	6	7	8	9	10
1	2:06.72	2:04.18	2:04.72	2:05.36	2:02.80					

98 Zack TINGLE

Lap	1	2	3	4	5	6	7	8	9	10
1	2:15.85	2:13.70	2:11.73	2:10.75	2:11.81					

109 Paul FITZGERALD


Lap	1	2	3	4	5	6	7	8	9	10
1	2:22.72	2:18.23	2:18.75	2:18.29	2:16.36					

116 Shaun FAIRHEAD

Lap	1	2	3	4	5	6	7	8	9	10
1	2:14.49	2:13.82	2:11.10	2:08.54	2:07.55					

ACU BRITISH SUPER SCOOTER CHAMPIONSHIP - RACE 24

Lap 1		Lap 2		Lap 3		Lap 4		Lap 5		Lap 6		Lap 7		Lap 8		Lap 9		Lap 10	
No	Time	No	Time	No	Time	No	Time	No	Time	No	Time	No	Time	No	Time	No	Time	No	Time
26	2:01.13	26	3:56.44	26	5:52.13	26	7:48.50	26	9:45.38										
69	2:04.29	69	4:00.06	69	5:54.61	89	8:06.31	34	9:56.57 *1										
2	2:06.61	2	4:07.42	4	6:07.29	2	8:07.71	89	10:04.01										
4	2:08.12	4	4:07.83	2	6:08.57	4	8:07.78	4	10:07.84										
8	2:08.64	89	4:07.85	89	6:09.37	8	8:10.25	2	10:07.91										
89	2:08.64	8	4:08.66	8	6:09.75	58	8:25.53	8	10:10.88										
93	2:11.51	93	4:15.69	93	6:20.41	93	8:25.77	58	10:28.51										
58	2:12.32	58	4:15.97	58	6:20.59	116	8:51.84	93	10:28.57										
116	2:18.38	23	4:30.94	23	6:41.25	23	8:52.18	116	10:59.39										
36	2:19.30	116	4:32.20	116	6:43.30	36	8:54.24	23	11:02.62										
23	2:19.75	36	4:32.81	37	6:43.94	37	8:54.32	37	11:04.32										
37	2:21.23	37	4:33.52	36	6:44.15	98	8:58.53	98	11:10.34										
68	2:22.14	68	4:35.95	98	6:47.78	68	9:05.23	17	11:22.16										
98	2:22.35	98	4:36.05	68	6:49.35	17	9:08.96	68	11:22.44										
17	2:24.61	17	4:39.91	17	6:55.17	91	9:20.11	36	11:24.48										
91	2:25.46	91	4:42.68	91	7:00.42	109	9:24.74	109	11:41.10										
50	2:26.53	109	4:47.70	109	7:06.45	74	9:25.36	91	11:41.17										
109	2:29.47	50	4:48.07	74	7:07.00	83	9:28.67	74	11:42.73										
74	2:30.05	74	4:48.50	83	7:08.62	50	9:31.72	50	11:49.52										
83	2:30.70	83	4:49.34	50	7:09.49			83	11:49.56										
34	2:32.42	41	4:50.03	34	7:26.63														
41	2:36.31	34	4:57.88																



BRITISH HISTORIC RACING

ACU BRITISH SUPER SCOOTER CHAMPIONSHIP

RESULT - RACE 33

Pl	No	Evt	Name	Machine	Laps	Time	Behind	MPH	Best Lap on	MPH
1	89	6	Ioannis CHITOGLOU	Vespa Hornet PK 184	4	7:46.14		67.34	1:54.40	4 68.60
2	26	6	Darren CONNEELY	Lambretta 205	4	7:50.06	3.92	66.78	1:55.40	4 68.01
3	58	6a	Stephen HAMILTON	Gilera Runner - Team DS	4	8:02.43	16.29	65.07	1:59.06	4 65.92
4	4	6	Justin PRICE	Lambretta GP230	4	8:09.51	23.37	64.13	2:00.47	2 65.14
5	8	6	Graham TATTON	Lambretta GP200	4	8:14.52	28.38	63.48	2:00.69	2 65.03
6	93	6	Steven CONNEELY	Lambretta RRGF 230	4	8:27.19	41.05	61.89	2:03.44	3 63.58
7	41	6	Stuart DAY	Lambretta GP 230	4	8:32.36	46.22	61.27	2:06.63	2 61.98
8	116	6	Shaun FAIRHEAD	Lambretta 250	4	8:32.47	46.33	61.26	2:04.88	4 62.84
9	36	6a	Mark SHIRLEY	Piaggio Zip 94	4	8:42.60	56.46	60.07	2:08.27	4 61.18
10	86	6	Jason METIVIER	Lambretta GP250	4	8:43.68	57.54	59.95	2:08.24	4 61.20
11	23	6	Keith TERRY	Lambretta JB200	4	8:44.46	58.32	59.86	2:08.12	4 61.26
12	37	6	James MCNALLY	Lambretta CST Quattrini	4	8:45.91	59.77	59.69	2:09.34	4 60.68
13	98	6	Zack TINGLE	Lambretta	4	8:57.80	1:11.66	58.37	2:09.46	2 60.62
14	109	6	Paul FITZGERALD	Lambretta GP 200	4	9:17.47	1:31.33	56.31	2:15.40	4 57.96
15	74	6	Bob WEST	Lambretta SRP Taffspee	4	9:18.07	1:31.93	56.25	2:15.13	4 58.08
16	91	6	Simon PALMER	Lambretta Wildcat 200	4	9:18.86	1:32.72	56.17	2:16.15	4 57.64
17	34	6	Harry SMITH	Vespa PK 132	4	9:28.59	1:42.45	55.21	2:18.10	3 56.83

Not-Classified

83	6	Jeremy CREW	Lambretta GP150	3	7:06.48	DNF	55.21	2:17.84	3 56.94
16	6	Tom SHAW	?	2	4:16.74	DNF	61.14	2:05.38	2 62.59
69	6	Mike BONETT	Lambretta JB Tuning	1	2:01.23	DNF	64.74		0 0.00
2	6	Stephen WRIGHT	Lambretta DSC RB 250	1	2:06.55	DNF	62.02		0 0.00

Fastest Lap

89	6	Ioannis CHITOGLOU	Vespa Hornet PK 184					1:54.40	4 68.60
----	---	-------------------	---------------------	--	--	--	--	---------	---------

Start Time : 17:21

Cadwell Park

26 Sep 21 17:32


Clerk of Course :

Time Issued :

Chief Timekeeper : Graham Marshall

THESE RESULTS ARE PROVISIONAL UNTIL THE CONCLUSION OF ANY JUDICIAL AND TECHNICAL MATTERS

HS Sports Timing and Results Systems - Results and Lap Times at www.theresultslive.co.uk



BRITISH HISTORIC RACING

RESULT - RACE 33

EVENT 6

PI	No	Evt	Name	Machine	Laps	Time	MPH	Best Lap on	MPH
1	89	6	Ioannis CHITOGLOU	Vespa Hornet PK 184	4	7:46.14	67.34	1:54.40	4 68.60
2	26	6	Darren CONNEELY	Lambretta 205	4	7:50.06	66.78	1:55.40	4 68.01
3	4	6	Justin PRICE	Lambretta GP230	4	8:09.51	64.13	2:00.47	2 65.14
4	8	6	Graham TATTON	Lambretta GP200	4	8:14.52	63.48	2:00.69	2 65.03
5	93	6	Steven CONNEELY	Lambretta RRGF 230	4	8:27.19	61.89	2:03.44	3 63.58
6	41	6	Stuart DAY	Lambretta GP 230	4	8:32.36	61.27	2:06.63	2 61.98
7	116	6	Shaun FAIRHEAD	Lambretta 250	4	8:32.47	61.26	2:04.88	4 62.84
8	86	6	Jason METIVIER	Lambretta GP250	4	8:43.68	59.95	2:08.24	4 61.20
9	23	6	Keith TERRY	Lambretta JB200	4	8:44.46	59.86	2:08.12	4 61.26
10	37	6	James MCNALLY	Lambretta CST Quattrini	4	8:45.91	59.69	2:09.34	4 60.68
11	98	6	Zack TINGLE	Lambretta	4	8:57.80	58.37	2:09.46	2 60.62
12	109	6	Paul FITZGERALD	Lambretta GP 200	4	9:17.47	56.31	2:15.40	4 57.96
13	74	6	Bob WEST	Lambretta SRP Taffspee	4	9:18.07	56.25	2:15.13	4 58.08
14	91	6	Simon PALMER	Lambretta Wildcat 200	4	9:18.86	56.17	2:16.15	4 57.64
15	34	6	Harry SMITH	Vespa PK 132	4	9:28.59	55.21	2:18.10	3 56.83

Not-Classified

83	6	Jeremy CREW	Lambretta GP150	3	7:06.48	DNF	55.21	2:17.84	3 56.94
16	6	Tom SHAW	?	2	4:16.74	DNF	61.14	2:05.38	2 62.59
69	6	Mike BONETT	Lambretta JB Tuning	1	2:01.23	DNF	64.74		0 0.00
2	6	Stephen WRIGHT	Lambretta DSC RB 250	1	2:06.55	DNF	62.02		0 0.00

Fastest Lap

89	6	Ioannis CHITOGLOU	Vespa Hornet PK 184				1:54.40	4	68.60
----	---	-------------------	---------------------	--	--	--	---------	---	-------

EVENT 6a

PI	No	Evt	Name	Machine	Laps	Time	MPH	Best Lap on	MPH
1	58	6a	Stephen HAMILTON	Gilera Runner - Team DS	4	8:02.43	65.07	1:59.06	4 65.92
2	36	6a	Mark SHIRLEY	Piaggio Zip 94	4	8:42.60	60.07	2:08.27	4 61.18

Fastest Lap

58	6a	Stephen HAMILTON	Gilera Runner - Team DS				1:59.06	4	65.92
----	----	------------------	-------------------------	--	--	--	---------	---	-------

Start Time : 17:21

Cadwell Park

26 Sep 21 17:32


Clerk of Course :

Time Issued :

Chief Timekeeper : Graham Marshall

THESE RESULTS ARE PROVISIONAL UNTIL THE CONCLUSION OF ANY JUDICIAL AND TECHNICAL MATTERS


HS Sports Timing and Results Systems - Results and Lap Times at www.theresultslive.co.uk



ACU BRITISH SUPER SCOOTER CHAMPIONSHIP

LAP TIMES - RACE 33

2	Stephen WRIGHT										
Lap	1	2	3	4	5	6	7	8	9	10	
1	2:04.13										
4	Justin PRICE										
Lap	1	2	3	4	5	6	7	8	9	10	
1	2:04.33	2:00.47	2:01.06	2:00.80							
8	Graham TATTON										
Lap	1	2	3	4	5	6	7	8	9	10	
1	2:07.73	2:00.69	2:01.67	2:01.51							
16	Tom SHAW										
Lap	1	2	3	4	5	6	7	8	9	10	
1	2:08.16	2:05.38									
23	Keith TERRY										
Lap	1	2	3	4	5	6	7	8	9	10	
1	2:12.98	2:09.39	2:09.46	2:08.12							
26	Darren CONNEELY										
Lap	1	2	3	4	5	6	7	8	9	10	
1	1:59.35	1:55.74	1:57.89	1:55.40							
34	Harry SMITH										
Lap	1	2	3	4	5	6	7	8	9	10	
1	2:22.64	2:20.32	2:18.10	2:21.51							
36	Mark SHIRLEY										
Lap	1	2	3	4	5	6	7	8	9	10	
1	2:11.70	2:08.94	2:09.28	2:08.27							
37	James MCNALLY										
Lap	1	2	3	4	5	6	7	8	9	10	
1	2:12.44	2:10.40	2:09.40	2:09.34							
41	Stuart DAY										
Lap	1	2	3	4	5	6	7	8	9	10	
1	2:06.27	2:06.63	2:08.91	2:06.70							
58	Stephen HAMILTON										
Lap	1	2	3	4	5	6	7	8	9	10	
1	2:01.85	1:59.11	1:59.60	1:59.06							
69	Mike BONETT										
Lap	1	2	3	4	5	6	7	8	9	10	
1	1:59.36										
74	Bob WEST										
Lap	1	2	3	4	5	6	7	8	9	10	
1	2:21.14	2:17.40	2:18.98	2:15.13							



83 Jeremy CREW

Lap	1	2	3	4	5	6	7	8	9	10
1	2:21.58	2:19.98	2:17.84							

86 Jason METIVIER

Lap	1	2	3	4	5	6	7	8	9	10
1	2:11.02	2:10.31	2:10.87	2:08.24						

89 Ioannis CHITOGLOU

Lap	1	2	3	4	5	6	7	8	9	10
1	1:59.11	1:55.80	1:54.65	1:54.40						

91 Simon PALMER

Lap	1	2	3	4	5	6	7	8	9	10
1	2:19.90	2:19.05	2:18.47	2:16.15						

93 Steven CONNEELY

Lap	1	2	3	4	5	6	7	8	9	10
1	2:09.64	2:04.93	2:03.44	2:04.24						

98 Zack TINGLE

Lap	1	2	3	4	5	6	7	8	9	10
1	2:12.95	2:09.46	2:13.06	2:16.13						

109 Paul FITZGERALD

Lap	1	2	3	4	5	6	7	8	9	10
1	2:19.08	2:19.32	2:17.66	2:15.40						

116 Shaun FAIRHEAD

Lap	1	2	3	4	5	6	7	8	9	10
1	2:11.77	2:07.07	2:05.01	2:04.88						



ACU BRITISH SUPER SCOOTER CHAMPIONSHIP - RACE 33



Lap 1		Lap 2		Lap 3		Lap 4		Lap 5		Lap 6		Lap 7		Lap 8		Lap 9		Lap 10	
No	Time	No	Time	No	Time	No	Time	No	Time	No	Time	No	Time	No	Time	No	Time	No	Time
26	2:01.03	26	3:56.77	89	5:51.74	89	7:46.14												
69	2:01.23	89	3:57.09	26	5:54.66	26	7:50.06												
89	2:01.29	58	4:03.77	58	6:03.37	58	8:02.43												
58	2:04.66	4	4:07.65	4	6:08.71	4	8:09.51												
2	2:06.55	8	4:11.34	8	6:13.01	8	8:14.52												
4	2:07.18	16	4:16.74	93	6:22.95	93	8:27.19												
41	2:10.12	41	4:16.75	41	6:25.66	41	8:32.36												
8	2:10.65	93	4:19.51	116	6:27.59	116	8:32.47												
16	2:11.36	116	4:22.58	36	6:34.33	36	8:42.60												
86	2:14.26	86	4:24.57	86	6:35.44	86	8:43.68												
93	2:14.58	36	4:25.05	23	6:36.34	23	8:44.46												
116	2:15.51	23	4:26.88	37	6:36.57	37	8:45.91												
36	2:16.11	37	4:27.17	98	6:41.67	98	8:57.80												
37	2:16.77	98	4:28.61	109	7:02.07	109	9:17.47												
23	2:17.49	74	4:43.96	91	7:02.71	74	9:18.07												
98	2:19.15	91	4:44.24	74	7:02.94	91	9:18.86												
109	2:25.09	109	4:44.41	83	7:06.48	34	9:28.59												
91	2:25.19	83	4:48.64	34	7:07.08														
74	2:26.56	34	4:48.98																
34	2:28.66																		
83	2:28.66																		