

BRITISH HISTORIC RACING



ACU BRITISH SCOOTER STOCK CHAMPIONSHIP

RESULT - QUALIFYING

Pl	No	Name	Bike	Laps	Time on Lap	Behind	MPH
1	1	Justin PRICE	Lambretta GP200	8	1:16.66	3	68.37
2	89	Ioannis CHITOGLOU	Lambretta	6	1:20.05	3 03.39	65.48
3	41	Stuart DAY	Lambretta GP 200	5	1:20.33	3 03.67	65.25
4	58	Stephen HAMILTON	Lambretta GP -Team DSC	8	1:20.36	5 03.70	65.23
5	2	Graham TATTON	Lambretta GP200	8	1:20.67	6 04.01	64.98
6	24	Darren WESTGARTH	Lambretta 205	4	1:21.15	2 04.49	64.59
7	16	Tom SHAW	Lambretta 210 SRP	7	1:22.81	5 06.15	63.30
8	22	Alex VAN DYKE	Runner 196	7	1:23.05	7 06.39	63.11
9	12	Jeremy STEEL	Lambretta 210	7	1:23.07	7 06.41	63.10
10	28	Stephen WRIGHT	Lambretta DSC RB	7	1:23.28	3 06.62	62.94
11	19	Mark SHIRLEY	Piaggio SP Zip 80	7	1:23.66	3 07.00	62.65
12	27	Ian SCUTT	Hornet Racing Vespa	5	1:24.00	3 07.34	62.40
13	17	Justin OFFLAND	Lambretta GP200	7	1:25.22	7 08.56	61.51
14	68	Shaun NICKELLS	JPS Lambretta 200	7	1:25.99	5 09.33	60.96
15	74	Bob WEST	Lambretta SRP Taffspeed	7	1:26.20	5 09.54	60.81
16	91	Simon PALMER	Lambretta	7	1:26.34	5 09.68	60.71
17	37	James McNALLY	Lambretta CST Quattrini	7	1:26.74	7 10.08	60.43
18	109	Paul FITZGERALD	Lambretta GP 200	7	1:28.38	7 11.72	59.31
19	34	Harry SMITH	Vespa PK 132	7	1:30.16	2 13.50	58.14
20	83	Jeremy CREW	Lambretta GP150	3	1:31.10	2 14.44	57.54
21	88	Kieran KEARNEY	Lambretta GP200	7	1:31.89	3 15.23	57.04
22	50	Phil HALLAM	Lambretta GP200	6	1:34.96	2 18.30	55.20
23	107	Glenn SWALLOW	Lambretta SX 209	6	1:42.33	5 25.67	51.22

Start Time : 11:36

Pembrey

24 Jul 21 11:53

Clerk of Course:

Time Issued:

Chief Timekeeper:

THESE RESULTS ARE PROVISIONAL UNTIL THE CONCLUSION OF ANY JUDICIAL AND TECHNICAL MATTERS



BRITISH HISTORIC RACING

ACU BRITISH SCOOTER STOCK CHAMPIONSHIP

RESULT - RACE 11

Pl	No	Evt	Name	Machine	Laps	Time	Behind	MPH	Best Lap on	MPH
1	41	4e	Stuart DAY	Lambretta GP 200	9	12:03.58		65.20	1:18.37	8 66.88
2	89	4e	Ioannis CHITOGLOU	Lambretta	9	12:03.75	0.17	65.18	1:18.94	9 66.40
3	58	Ev	Stephen HAMILTON	Lambretta GP -Team DS	9	12:06.04	2.46	64.97	1:18.92	8 66.42
4	2	Ev	Graham TATTON	Lambretta GP200	9	12:06.21	2.63	64.96	1:18.54	8 66.74
5	1	4e	Justin PRICE	Lambretta GP200	9	12:26.03	22.45	63.23	1:20.77	3 64.90
6	16	4	Tom SHAW	Lambretta 210 SRP	9	12:40.39	36.81	62.04	1:22.27	7 63.71
7	27	4e	Ian SCUTT	Hornet Racing Vespa	9	12:44.47	40.89	61.71	1:22.00	8 63.92
8	12	Ev	Jeremy STEEL	Lambretta 210	9	12:44.48	40.90	61.71	1:22.78	9 63.32
9	28	Ev	Stephen WRIGHT	Lambretta DSC RB	9	12:44.92	41.34	61.67	1:22.38	8 63.63
10	74	Ev	Bob WEST	Lambretta SRP Taffspee	9	13:03.48	59.90	60.21	1:25.05	9 61.63
11	91	Ev	Simon PALMER	Lambretta	9	13:03.50	59.92	60.21	1:25.14	6 61.56
12	22	AP	Alex VAN DYKE	Runner 196	9	13:19.77	1:16.19	58.98	1:23.50	9 62.77
13	17	Ev	Justin OFFLAND	Lambretta GP200	9	13:44.77	1:41.19	57.20	1:26.92	4 60.30
14	109	4e	Paul FITZGERALD	Lambretta GP 200	8	12:12.18	1 Lap	57.27	1:28.55	8 59.19
15	34	Ev	Harry SMITH	Vespa PK 132	8	12:16.00	1 Lap	56.97	1:29.08	2 58.84
16	68	Ev	Shaun NICKELLS	JPS Lambretta 200	8	12:35.70	1 Lap	55.49	1:30.42	2 57.97
17	50	4e	Phil HALLAM	Lambretta GP200	8	12:48.86	1 Lap	54.54	1:33.62	6 55.99
18	88	Ev	Kieran KEARNEY	Lambretta GP200	8	13:01.39	1 Lap	53.66	1:33.71	5 55.93
Not-Classified										
19	10		Mark SHIRLEY	Piaggio SP Zip 80	7	10:12.07	DNF	59.95	1:24.85	4 61.77
107	4		Glenn SWALLOW	Lambretta SX 209	6	11:17.14	DNF	46.44	1:48.73	2 48.21
83	4e		Jeremy CREW	Lambretta GP150	5	8:24.88	DNF	51.91	1:38.31	2 53.32
24	4		Darren WESTGARTH	Lambretta 205	3	4:33.31	DNF	57.53	1:25.56	2 61.26
37	4		James McNALLY	Lambretta CST Quattrini	2	3:04.75	DNF	56.74	1:26.00	2 60.95

Fastest Lap

41 4e Stuart DAY Lambretta GP 200 1:18.37 8 66.88

Start Time : 16:59

Pembrey

24 Jul 21 17:21


Clerk of Course :

Time Issued :

Chief Timekeeper : Graham Marshall

THESE RESULTS ARE PROVISIONAL UNTIL THE CONCLUSION OF ANY JUDICIAL AND TECHNICAL MATTERS

HS Sports Timing and Results Systems - Results and Lap Times at www.theresultslive.co.uk



BRITISH HISTORIC RACING

RESULT - RACE 11

EVENT 4

PI	No	Evt	Name	Machine	Laps	Time	MPH	Best Lap on	MPH
1	16	4	Tom SHAW	Lambretta 210 SRP	9	12:40.39	62.04	1:22.27	7 63.71
<u>Not-Classified</u>									
	107	4	Glenn SWALLOW	Lambretta SX 209	6	11:17.14	DNF	46.44	1:48.73 2 48.21
	24	4	Darren WESTGARTH	Lambretta 205	3	4:33.31	DNF	57.53	1:25.56 2 61.26
	37	4	James McNALLY	Lambretta CST Quattrini	2	3:04.75	DNF	56.74	1:26.00 2 60.95
<u>Fastest Lap</u>									
	16	4	Tom SHAW	Lambretta 210 SRP				1:22.27	7 63.71

EVENT 4e

PI	No	Evt	Name	Machine	Laps	Time	MPH	Best Lap on	MPH
1	41	4e	Stuart DAY	Lambretta GP 200	9	12:03.58	65.20	1:18.37	8 66.88
2	89	4e	Ioannis CHITOGLOU	Lambretta	9	12:03.75	65.18	1:18.94	9 66.40
3	1	4e	Justin PRICE	Lambretta GP200	9	12:26.03	63.23	1:20.77	3 64.90
4	27	4e	Ian SCUTT	Hornet Racing Vespa	9	12:44.47	61.71	1:22.00	8 63.92
5	109	4e	Paul FITZGERALD	Lambretta GP 200	8	12:12.18	57.27	1:28.55	8 59.19
6	50	4e	Phil HALLAM	Lambretta GP200	8	12:48.86	54.54	1:33.62	6 55.99
<u>Not-Classified</u>									
	83	4e	Jeremy CREW	Lambretta GP150	5	8:24.88	DNF	51.91	1:38.31 2 53.32
<u>Fastest Lap</u>									
	41	4e	Stuart DAY	Lambretta GP 200				1:18.37	8 66.88

EVENT AP

PI	No	Evt	Name	Machine	Laps	Time	MPH	Best Lap on	MPH
1	22	AP	Alex VAN DYKE	Runner 196	9	13:19.77	58.98	1:23.50	9 62.77
<u>Fastest Lap</u>									
	22	AP	Alex VAN DYKE	Runner 196				1:23.50	9 62.77

Start Time : 16:59

Pembrey

24 Jul 21 17:21


Clerk of Course :

Time Issued :

Chief Timekeeper : Graham Marshall

THESE RESULTS ARE PROVISIONAL UNTIL THE CONCLUSION OF ANY JUDICIAL AND TECHNICAL MATTERS

HS Sports Timing and Results Systems - Results and Lap Times at www.theresultslive.co.uk



BRITISH HISTORIC RACING

RESULT - RACE 11

EVENT Ev

PI	No	Evt	Name	Machine	Laps	Time	MPH	Best Lap on	MPH
1	58	Ev	Stephen HAMILTON	Lambretta GP -Team DS	9	12:06.04	64.97	1:18.92	8 66.42
2	2	Ev	Graham TATTON	Lambertta GP200	9	12:06.21	64.96	1:18.54	8 66.74
3	12	Ev	Jeremy STEEL	Lambretta 210	9	12:44.48	61.71	1:22.78	9 63.32
4	28	Ev	Stephen WRIGHT	Lambretta DSC RB	9	12:44.92	61.67	1:22.38	8 63.63
5	74	Ev	Bob WEST	Lambretta SRP Taffspee	9	13:03.48	60.21	1:25.05	9 61.63
6	91	Ev	Simon PALMER	Lambretta	9	13:03.50	60.21	1:25.14	6 61.56
7	17	Ev	Justin OFFLAND	Lambretta GP200	9	13:44.77	57.20	1:26.92	4 60.30
8	34	Ev	Harry SMITH	Vespa PK 132	8	12:16.00	56.97	1:29.08	2 58.84
9	68	Ev	Shaun NICKELLS	JPS Lambretta 200	8	12:35.70	55.49	1:30.42	2 57.97
10	88	Ev	Kieran KEARNEY	Lambretta GP200	8	13:01.39	53.66	1:33.71	5 55.93

Fastest Lap

2 Ev Graham TATTON Lambertta GP200 1:18.54 8 66.74

Start Time : 16:59

Pembrey

24 Jul 21 17:21

Clerk of Course :

Time Issued :

Chief Timekeeper : Graham Marshall

THESE RESULTS ARE PROVISIONAL UNTIL THE CONCLUSION OF ANY JUDICIAL AND TECHNICAL MATTERS


HS Sports Timing and Results Systems - Results and Lap Times at www.theresultslive.co.uk



ACU BRITISH SCOOTER STOCK CHAMPIONSHIP

LAP TIMES - RACE 11

1	Justin PRICE										
	Lap	1	2	3	4	5	6	7	8	9	10
	1	1:25.38	1:21.90	1:20.77	1:25.65	1:22.85	1:23.71	1:21.96	1:21.30	1:22.51	
2	Graham TATTON										
	Lap	1	2	3	4	5	6	7	8	9	10
	1	1:27.99	1:20.22	1:19.60	1:21.37	1:20.19	1:19.26	1:19.64	1:18.54	1:19.40	
12	Jeremy STEEL										
	Lap	1	2	3	4	5	6	7	8	9	10
	1	1:32.15	1:26.21	1:24.39	1:23.58	1:23.87	1:23.66	1:24.81	1:23.03	1:22.78	
16	Tom SHAW										
	Lap	1	2	3	4	5	6	7	8	9	10
	1	1:34.13	1:24.22	1:22.90	1:22.60	1:22.43	1:22.35	1:22.27	1:24.46	1:25.03	
17	Justin OFFLAND										
	Lap	1	2	3	4	5	6	7	8	9	10
	1	1:36.71	1:28.03	1:28.11	1:26.92	1:27.92	1:27.88	1:30.25	1:32.41	1:46.54	
19	Mark SHIRLEY										
	Lap	1	2	3	4	5	6	7	8	9	10
	1	1:33.52	1:25.59	1:26.11	1:24.85	1:26.86	1:27.03	1:28.11			
22	Alex VAN DYKE										
	Lap	1	2	3	4	5	6	7	8	9	10
	1	1:32.34	1:23.76	1:56.26	1:25.31	1:26.04	1:23.98	1:24.23	1:24.35	1:23.50	
24	Darren WESTGARTH										
	Lap	1	2	3	4	5	6	7	8	9	10
	1	1:32.95	1:25.56	1:34.80							
27	Ian SCUTT										
	Lap	1	2	3	4	5	6	7	8	9	10
	1	1:34.12	1:24.82	1:24.52	1:25.71	1:24.67	1:23.53	1:22.60	1:22.00	1:22.50	
28	Stephen WRIGHT										
	Lap	1	2	3	4	5	6	7	8	9	10
	1	1:33.64	1:24.78	1:24.84	1:23.59	1:23.61	1:23.79	1:25.13	1:22.38	1:23.16	
34	Harry SMITH										
	Lap	1	2	3	4	5	6	7	8	9	10
	1	1:39.00	1:29.08	1:32.04	1:33.58	1:32.43	1:30.66	1:29.66	1:29.55		
37	James McNALLY										
	Lap	1	2	3	4	5	6	7	8	9	10
	1	1:38.75	1:26.00								
41	Stuart DAY										
	Lap	1	2	3	4	5	6	7	8	9	10
	1	1:26.88	1:19.71	1:20.88	1:20.11	1:19.32	1:19.19	1:20.16	1:18.37	1:18.96	



50 Phil HALLAM

Lap	1	2	3	4	5	6	7	8	9	10
1	1:46.61	1:34.21	1:33.96	1:34.69	1:34.46	1:33.62	1:36.44	1:34.87		

58 Stephen HAMILTON

Lap	1	2	3	4	5	6	7	8	9	10
1	1:27.72	1:20.54	1:20.13	1:20.95	1:19.67	1:19.00	1:19.68	1:18.92	1:19.43	

68 Shaun NICKELLS

Lap	1	2	3	4	5	6	7	8	9	10
1	1:42.98	1:30.42	1:34.70	1:32.31	1:33.60	1:34.00	1:33.06	1:34.63		

74 Bob WEST

Lap	1	2	3	4	5	6	7	8	9	10
1	1:36.86	1:26.02	1:26.47	1:25.65	1:26.41	1:25.52	1:25.86	1:25.64	1:25.05	

83 Jeremy CREW

Lap	1	2	3	4	5	6	7	8	9	10
1	1:44.17	1:38.31	1:42.65	1:40.85	1:38.90					

88 Kieran KEARNEY

Lap	1	2	3	4	5	6	7	8	9	10
1	1:44.23	1:34.22	1:35.20	1:35.59	1:33.71	1:39.61	1:38.95	1:39.88		

89 Ioannis CHITOGLOU

Lap	1	2	3	4	5	6	7	8	9	10
1	1:26.98	1:19.65	1:20.32	1:20.02	1:19.60	1:19.24	1:19.69	1:19.31	1:18.94	

91 Simon PALMER

Lap	1	2	3	4	5	6	7	8	9	10
1	1:37.05	1:26.58	1:26.30	1:25.94	1:26.13	1:25.14	1:25.40	1:25.60	1:25.36	

107 Glenn SWALLOW


Lap	1	2	3	4	5	6	7	8	9	10
1	1:58.78	1:48.73	1:51.70	1:52.45	1:49.51	1:55.97				

109 Paul FITZGERALD

Lap	1	2	3	4	5	6	7	8	9	10
1	1:42.47	1:29.19	1:31.49	1:30.05	1:30.37	1:30.88	1:29.18	1:28.55		

ACU BRITISH SCOOTER STOCK CHAMPIONSHIP - RACE 11

Lap 1		Lap 2		Lap 3		Lap 4		Lap 5		Lap 6		Lap 7		Lap 8		Lap 9		Lap 10	
No	Time	No	Time	No	Time	No	Time	No	Time	No	Time	No	Time	No	Time	No	Time	No	Time
1	1:25.38	41	2:46.59	89	4:06.95	89	5:26.97	89	6:46.57	89	8:05.81	89	9:25.50	41	10:44.62	41	12:03.58		
41	1:26.88	89	2:46.63	41	4:07.47	41	5:27.58	41	6:46.90	41	8:06.09	41	9:26.25	89	10:44.81	89	12:03.75		
89	1:26.98	1	2:47.28	2	4:07.81	2	5:29.18	58	6:49.01	58	8:08.01	58	9:27.69	34	10:46.45 *1	58	12:06.04		
58	1:27.72	2	2:48.21	1	4:08.05	58	5:29.34	2	6:49.37	2	8:08.63	68	9:28.01 *1	58	10:46.61	2	12:06.21		
2	1:27.99	58	2:48.26	58	4:08.39	1	5:33.70	1	6:56.55	1	8:20.26	2	9:28.27	2	10:46.81	109	12:12.18 *1		
12	1:32.15	22	2:56.10	16	4:21.25	107	5:39.21 *1	16	7:06.28	83	8:24.88 *1	50	9:37.55 *1	68	11:01.07 *1	34	12:16.00 *1		
22	1:32.34	16	2:58.35	12	4:22.75	16	5:43.85	12	7:10.20	16	8:28.63	1	9:42.22	1	11:03.52	1	12:26.03		
24	1:32.95	12	2:58.36	28	4:23.26	12	5:46.33	28	7:10.46	12	8:33.86	88	9:42.56 *1	50	11:13.99 *1	68	12:35.70 *1		
19	1:33.52	28	2:58.42	27	4:23.46	28	5:46.85	27	7:13.84	28	8:34.25	16	9:50.90	16	11:15.36	16	12:40.39		
28	1:33.64	24	2:58.51	19	4:25.22	27	5:49.17	19	7:16.93	19	8:37.37	12	9:58.67	107	11:17.14 *2	27	12:44.47		
27	1:34.12	27	2:58.94	74	4:29.35	19	5:50.07	74	7:21.41	19	8:43.96	28	9:59.38	88	11:21.51 *1	12	12:44.48		
16	1:34.13	19	2:59.11	91	4:29.93	74	5:55.00	91	7:22.00	74	8:46.93	27	9:59.97	12	11:21.70	28	12:44.92		
17	1:36.71	74	3:02.88	17	4:32.85	91	5:55.87	17	7:27.69	91	8:47.14	19	10:12.07	28	11:21.76	50	12:48.86 *1		
74	1:36.86	91	3:03.63	24	4:33.31	17	5:59.77	107	7:31.66 *1	17	8:55.57	91	10:12.54	27	11:21.97	88	13:01.39 *1		
91	1:37.05	17	3:04.74	34	4:40.12	109	6:13.20	109	7:43.57	22	9:07.69	74	10:12.79	91	11:38.14	74	13:03.48		
37	1:38.75	37	3:04.75	109	4:43.15	34	6:13.70	22	7:43.71	109	9:14.45	17	10:25.82	74	11:38.43	91	13:03.50		
34	1:39.00	34	3:08.08	68	4:48.10	22	6:17.67	34	7:46.13	34	9:16.79	22	10:31.92	22	11:56.27	22	13:19.77		
109	1:42.47	109	3:11.66	22	4:52.36	68	6:20.41	68	7:54.01	107	9:21.17 *1	109	10:43.63	17	11:58.23	17	13:44.77		
68	1:42.98	68	3:13.40	88	4:53.65	88	6:29.24	88	8:02.95										
83	1:44.17	88	3:18.45	50	4:54.78	50	6:29.47	50	8:03.93										
88	1:44.23	50	3:20.82	83	5:05.13	83	6:45.98												
50	1:46.61	83	3:22.48																
107	1:58.78	107	3:47.51																



BRITISH HISTORIC RACING

ACU BRITISH SCOOTER STOCK CHAMPIONSHIP

RESULT - RACE 20

Pl	No	Evt	Name	Machine	Laps	Time	Behind	MPH	Best Lap on	MPH
1	1	4e	Justin PRICE	Lambretta GP200	9	11:46.68		66.75	1:17.23	2 67.87
2	41	4e	Stuart DAY	Lambretta GP 200	9	11:46.95	0.27	66.73	1:17.28	2 67.83
3	89	4e	Ioannis CHITOGLOU	Lambretta	9	11:59.32	12.64	65.58	1:18.49	7 66.78
4	2	Ev	Graham TATTON	Lambretta GP200	9	12:00.19	13.51	65.50	1:18.52	4 66.75
5	16	4	Tom SHAW	Lambretta 210 SRP	9	12:12.17	25.49	64.43	1:19.17	2 66.21
6	58	Ev	Stephen HAMILTON	Lambretta GP -Team DS	9	12:21.21	34.53	63.65	1:18.31	5 66.93
7	12	Ev	Jeremy STEEL	Lambretta 210	9	12:30.98	44.30	62.82	1:21.18	9 64.57
8	28	Ev	Stephen WRIGHT	Lambretta DSC RB	9	12:31.13	44.45	62.80	1:21.63	8 64.21
9	74	Ev	Bob WEST	Lambretta SRP Taffspee	9	12:59.53	1:12.85	60.52	1:24.23	9 62.23
10	91	Ev	Simon PALMER	Lambretta	9	13:03.68	1:17.00	60.20	1:25.28	5 61.46
11	17	Ev	Justin OFFLAND	Lambretta GP200	8	11:49.65	1 Lap	59.09	1:25.70	8 61.16
12	68	Ev	Shaun NICKELLS	JPS Lambretta 200	8	11:50.54	1 Lap	59.02	1:26.54	8 60.57
13	109	4e	Paul FITZGERALD	Lambretta GP 200	8	12:01.44	1 Lap	58.12	1:28.30	7 59.36
14	83	4e	Jeremy CREW	Lambretta GP150	8	12:01.64	1 Lap	58.11	1:27.29	8 60.05
15	50	4e	Phil HALLAM	Lambretta GP200	8	12:13.45	1 Lap	57.17	1:28.71	8 59.09
16	34	Ev	Harry SMITH	Vespa PK 132	8	12:23.24	1 Lap	56.42	1:31.31	2 57.40
Not-Classified										
	88	Ev	Kieran KEARNEY	Lambretta GP200	6	9:15.12	DNF	56.65	1:30.01	6 58.23
	19	10	Mark SHIRLEY	Piaggio SP Zip 80	3	4:24.54	DNF	59.44	1:23.22	2 62.98
Fastest Lap										
	1	4e	Justin PRICE	Lambretta GP200					1:17.23	2 67.87

Start Time : 11:21

Pembrey

25 Jul 21 11:35


Clerk of Course :

Time Issued :

Chief Timekeeper : Graham Marshall

THESE RESULTS ARE PROVISIONAL UNTIL THE CONCLUSION OF ANY JUDICIAL AND TECHNICAL MATTERS

HS Sports Timing and Results Systems - Results and Lap Times at www.theresultslive.co.uk



BRITISH HISTORIC RACING

RESULT - RACE 20

EVENT 4

PI	No	Evt	Name	Machine	Laps	Time	MPH	Best Lap on	MPH
1	16	4	Tom SHAW	Lambretta 210 SRP	9	12:12.17	64.43	1:19.17	2 66.21

Fastest Lap

16	4	Tom SHAW	Lambretta 210 SRP				1:19.17	2	66.21
----	---	----------	-------------------	--	--	--	---------	---	-------

EVENT 4e

PI	No	Evt	Name	Machine	Laps	Time	MPH	Best Lap on	MPH
1	1	4e	Justin PRICE	Lambretta GP200	9	11:46.68	66.75	1:17.23	2 67.87
2	41	4e	Stuart DAY	Lambretta GP 200	9	11:46.95	66.73	1:17.28	2 67.83
3	89	4e	Ioannis CHITOGLOU	Lambretta	9	11:59.32	65.58	1:18.49	7 66.78
4	109	4e	Paul FITZGERALD	Lambretta GP 200	8	12:01.44	58.12	1:28.30	7 59.36
5	83	4e	Jeremy CREW	Lambretta GP150	8	12:01.64	58.11	1:27.29	8 60.05
6	50	4e	Phil HALLAM	Lambretta GP200	8	12:13.45	57.17	1:28.71	8 59.09

Fastest Lap

1	4e	Justin PRICE	Lambretta GP200				1:17.23	2	67.87
---	----	--------------	-----------------	--	--	--	---------	---	-------

Start Time : 11:21

Pembrey

25 Jul 21 11:36


Clerk of Course :

Time Issued :

Chief Timekeeper : Graham Marshall

THESE RESULTS ARE PROVISIONAL UNTIL THE CONCLUSION OF ANY JUDICIAL AND TECHNICAL MATTERS

HS Sports Timing and Results Systems - Results and Lap Times at www.theresultslive.co.uk



BRITISH HISTORIC RACING

RESULT - RACE 20

EVENT Ev

PI	No	Evt	Name	Machine	Laps	Time	MPH	Best Lap on	MPH
1	2	Ev	Graham TATTON	Lambertta GP200	9	12:00.19	65.50	1:18.52	4 66.75
2	58	Ev	Stephen HAMILTON	Lambretta GP -Team DS	9	12:21.21	63.65	1:18.31	5 66.93
3	12	Ev	Jeremy STEEL	Lambretta 210	9	12:30.98	62.82	1:21.18	9 64.57
4	28	Ev	Stephen WRIGHT	Lambretta DSC RB	9	12:31.13	62.80	1:21.63	8 64.21
5	74	Ev	Bob WEST	Lambretta SRP Taffspee	9	12:59.53	60.52	1:24.23	9 62.23
6	91	Ev	Simon PALMER	Lambretta	9	13:03.68	60.20	1:25.28	5 61.46
7	17	Ev	Justin OFFLAND	Lambretta GP200	8	11:49.65	59.09	1:25.70	8 61.16
8	68	Ev	Shaun NICKELLS	JPS Lambretta 200	8	11:50.54	59.02	1:26.54	8 60.57
9	34	Ev	Harry SMITH	Vespa PK 132	8	12:23.24	56.42	1:31.31	2 57.40
<u>Not-Classified</u>									
	88	Ev	Kieran KEARNEY	Lambretta GP200	6	9:15.12	DNF	56.65	1:30.01 6 58.23
<u>Fastest Lap</u>									
	58	Ev	Stephen HAMILTON	Lambretta GP -Team DS				1:18.31	5 66.93

Start Time : 11:21

Pembrey

25 Jul 21 11:36

Clerk of Course :

Time Issued :

Chief Timekeeper : Graham Marshall

THESE RESULTS ARE PROVISIONAL UNTIL THE CONCLUSION OF ANY JUDICIAL AND TECHNICAL MATTERS


HS Sports Timing and Results Systems - Results and Lap Times at www.theresultslive.co.uk



ACU BRITISH SCOOTER STOCK CHAMPIONSHIP

LAP TIMES - RACE 20

1	Justin PRICE										
	Lap	1	2	3	4	5	6	7	8	9	10
	1	1:24.52	1:17.23	1:17.68	1:18.08	1:17.55	1:17.67	1:18.54	1:18.02	1:17.39	
2	Graham TATTON										
	Lap	1	2	3	4	5	6	7	8	9	10
	1	1:26.24	1:19.42	1:18.57	1:18.52	1:18.76	1:18.84	1:18.75	1:20.11	1:20.98	
12	Jeremy STEEL										
	Lap	1	2	3	4	5	6	7	8	9	10
	1	1:30.41	1:23.31	1:22.93	1:23.22	1:21.85	1:22.41	1:22.82	1:22.85	1:21.18	
16	Tom SHAW										
	Lap	1	2	3	4	5	6	7	8	9	10
	1	1:28.24	1:19.17	1:20.49	1:19.45	1:20.06	1:20.80	1:21.79	1:20.44	1:21.73	
17	Justin OFFLAND										
	Lap	1	2	3	4	5	6	7	8	9	10
	1	1:36.13	1:26.80	1:28.01	1:28.30	1:28.57	1:28.38	1:27.76	1:25.70		
19	Mark SHIRLEY										
	Lap	1	2	3	4	5	6	7	8	9	10
	1	1:31.16	1:23.22	1:30.16							
28	Stephen WRIGHT										
	Lap	1	2	3	4	5	6	7	8	9	10
	1	1:30.62	1:23.00	1:23.50	1:23.04	1:22.35	1:22.65	1:22.11	1:21.63	1:22.23	
34	Harry SMITH										
	Lap	1	2	3	4	5	6	7	8	9	10
	1	1:39.20	1:31.31	1:31.62	1:31.69	1:32.45	1:32.19	1:32.86	1:31.92		
41	Stuart DAY										
	Lap	1	2	3	4	5	6	7	8	9	10
	1	1:24.94	1:17.28	1:17.42	1:18.42	1:17.42	1:17.64	1:18.76	1:17.61	1:17.46	
50	Phil HALLAM										
	Lap	1	2	3	4	5	6	7	8	9	10
	1	1:41.36	1:30.81	1:30.07	1:29.97	1:31.13	1:30.51	1:30.89	1:28.71		
58	Stephen HAMILTON										
	Lap	1	2	3	4	5	6	7	8	9	10
	1	1:26.15	1:19.77	1:19.08	1:18.60	1:18.31	1:18.83	1:29.70	1:24.18	1:26.59	
68	Shaun NICKELLS										
	Lap	1	2	3	4	5	6	7	8	9	10
	1	1:35.68	1:27.93	1:27.51	1:28.85	1:28.28	1:28.03	1:27.72	1:26.54		
74	Bob WEST										
	Lap	1	2	3	4	5	6	7	8	9	10
	1	1:36.93	1:26.67	1:26.26	1:24.24	1:24.46	1:25.67	1:26.48	1:24.59	1:24.23	



83 Jeremy CREW

Lap	1	2	3	4	5	6	7	8	9	10
1	1:38.33	1:29.93	1:31.02	1:29.47	1:28.44	1:29.14	1:28.02	1:27.29		

88 Kieran KEARNEY

Lap	1	2	3	4	5	6	7	8	9	10
1	1:41.65	1:31.22	1:30.99	1:31.21	1:30.04	1:30.01				

89 Ioannis CHITOGLOU

Lap	1	2	3	4	5	6	7	8	9	10
1	1:25.27	1:18.68	1:19.21	1:19.12	1:18.58	1:19.15	1:18.49	1:20.42	1:20.40	

91 Simon PALMER


Lap	1	2	3	4	5	6	7	8	9	10
1	1:34.92	1:26.01	1:25.41	1:26.38	1:25.28	1:26.14	1:26.49	1:26.67	1:26.38	

109 Paul FITZGERALD

Lap	1	2	3	4	5	6	7	8	9	10
1	1:39.62	1:29.91	1:28.53	1:28.61	1:28.71	1:28.78	1:28.30	1:28.98		

ACU BRITISH SCOOTER STOCK CHAMPIONSHIP - RACE 20

Lap 1		Lap 2		Lap 3		Lap 4		Lap 5		Lap 6		Lap 7		Lap 8		Lap 9		Lap 10	
No	Time	No	Time	No	Time	No	Time	No	Time	No	Time	No	Time	No	Time	No	Time	No	Time
1	1:24.52	1	2:41.75	1	3:59.43	1	5:17.51	1	6:35.06	1	7:52.73	1	9:11.27	1	10:29.29	1	11:46.68		
41	1:24.94	41	2:42.22	41	3:59.64	41	5:18.06	41	6:35.48	41	7:53.12	41	9:11.88	41	10:29.49	41	11:46.95		
89	1:25.27	89	2:43.95	89	4:03.16	89	5:22.28	89	6:40.86	89	8:00.01	50	9:13.85 *1	109	10:32.46 *1	17	11:49.65 *1		
58	1:26.15	2	2:45.66	2	4:04.23	2	5:22.75	2	6:41.51	2	8:00.35	88	9:15.12 *1	83	10:34.35 *1	68	11:50.54 *1		
2	1:26.24	58	2:45.92	58	4:05.00	58	5:23.60	58	6:41.91	58	8:00.74	34	9:18.46 *1	89	10:38.92	89	11:59.32		
16	1:28.24	16	2:47.41	16	4:07.90	16	5:27.35	16	6:47.41	16	8:08.21	89	9:18.50	2	10:39.21	2	12:00.19		
12	1:30.41	28	2:53.62	12	4:16.65	12	5:39.87	12	7:01.72	12	8:24.13	2	9:19.10	50	10:44.74 *1	109	12:01.44 *1		
28	1:30.62	12	2:53.72	28	4:17.12	28	5:40.16	28	7:02.51	28	8:25.16	16	9:30.00	16	10:50.44	83	12:01.64 *1		
19	1:31.16	19	2:54.38	19	4:24.54	19	5:52.72	91	7:18.00	91	8:44.14	58	9:30.44	34	10:51.32 *1	16	12:12.17		
91	1:34.92	91	3:00.93	91	4:26.34	74	5:54.10	74	7:18.56	74	8:44.23	12	9:46.95	58	10:54.62	50	12:13.45 *1		
68	1:35.68	17	3:02.93	74	4:29.86	17	5:59.24	17	7:27.81	17	8:56.19	28	9:47.27	28	11:08.90	58	12:21.21		
17	1:36.13	74	3:03.60	17	4:30.94	68	5:59.97	68	7:28.25	68	8:56.28	91	10:10.63	12	11:09.80	34	12:23.24 *1		
74	1:36.93	68	3:03.61	68	4:31.12	109	6:06.67	109	7:35.38	109	9:04.16	74	10:10.71	74	11:35.30	12	12:30.98		
83	1:38.33	83	3:08.26	109	4:38.06	83	6:08.75	83	7:37.19	83	9:06.33	17	10:23.95	91	11:37.30	28	12:31.13		
34	1:39.20	109	3:09.53	83	4:39.28	50	6:12.21	50	7:43.34			68	10:24.00			74	12:59.53		
109	1:39.62	34	3:10.51	34	4:42.13	34	6:13.82	88	7:45.11							91	13:03.68		
50	1:41.36	50	3:12.17	50	4:42.24	88	6:15.07	34	7:46.27										
88	1:41.65	88	3:12.87	88	4:43.86														



BRITISH HISTORIC RACING

ACU BRITISH SCOOTER STOCK CHAMPIONSHIP

RESULT - RACE 29

Pl	No	Evt	Name	Machine	Laps	Time	Behind	MPH	Best Lap on	MPH
1	1	4e	Justin PRICE	Lambretta GP200	6	7:55.63		66.12	1:17.38	2 67.74
2	41	4e	Stuart DAY	Lambretta GP 200	6	7:58.08	2.45	65.78	1:18.26	3 66.98
3	2	Ev	Graham TATTON	Lambretta GP200	6	7:59.25	3.62	65.62	1:18.44	6 66.82
4	89	4e	Ioannis CHITOGLOU	Lambretta	6	7:59.72	4.09	65.56	1:18.64	2 66.65
5	22	AP	Alex VAN DYKE	Runner 196	6	8:24.54	28.91	62.33	1:22.36	6 63.64
6	58	Ev	Stephen HAMILTON	Lambretta GP -Team DS	6	8:26.01	30.38	62.15	1:22.36	2 63.64
7	16	4	Tom SHAW	Lambretta 210 SRP	6	8:30.84	35.21	61.56	1:19.06	2 66.30
8	12	Ev	Jeremy STEEL	Lambretta 210	6	8:37.89	42.26	60.73	1:24.44	3 62.07
9	19	10	Mark SHIRLEY	Piaggio SP Zip 80	6	8:45.19	49.56	59.88	1:25.50	5 61.31
10	17	Ev	Justin OFFLAND	Lambretta GP200	6	8:45.26	49.63	59.87	1:25.24	5 61.49
11	74	Ev	Bob WEST	Lambretta SRP Taffspee	6	8:46.25	50.62	59.76	1:25.91	5 61.01
12	91	Ev	Simon PALMER	Lambretta	6	8:47.20	51.57	59.65	1:25.97	5 60.97
13	68	Ev	Shaun NICKELLS	JPS Lambretta 200	6	9:01.34	1:05.71	58.10	1:27.51	2 59.90
14	109	4e	Paul FITZGERALD	Lambretta GP 200	6	9:15.13	1:19.50	56.65	1:28.62	6 59.15
15	50	4e	Phil HALLAM	Lambretta GP200	6	9:15.69	1:20.06	56.60	1:28.44	6 59.27
16	83	4e	Jeremy CREW	Lambretta GP150	6	9:16.60	1:20.97	56.50	1:28.77	6 59.05
17	34	Ev	Harry SMITH	Vespa PK 132	5	8:04.46	1 Lap	54.10	1:33.51	5 56.05
18	88	Ev	Kieran KEARNEY	Lambretta GP200	5	8:21.33	1 Lap	52.28	1:37.09	2 53.99

Fastest Lap

1 4e Justin PRICE Lambretta GP200 1:17.38 2 67.74

Start Time : 15:58

Pembrey

25 Jul 21 16:09


Clerk of Course :

Time Issued :

Chief Timekeeper : Graham Marshall

THESE RESULTS ARE PROVISIONAL UNTIL THE CONCLUSION OF ANY JUDICIAL AND TECHNICAL MATTERS

HS Sports Timing and Results Systems - Results and Lap Times at www.theresultslive.co.uk



BRITISH HISTORIC RACING

RESULT - RACE 29

EVENT 10

PI	No	Evt	Name	Machine	Laps	Time	MPH	Best Lap on	MPH
1	19	10	Mark SHIRLEY	Piaggio SP Zip 80	6	8:45.19	59.88	1:25.50	5 61.31

Fastest Lap

19	10	Mark SHIRLEY	Piaggio SP Zip 80				1:25.50	5	61.31
----	----	--------------	-------------------	--	--	--	---------	---	-------

EVENT 4

PI	No	Evt	Name	Machine	Laps	Time	MPH	Best Lap on	MPH
1	16	4	Tom SHAW	Lambretta 210 SRP	6	8:30.84	61.56	1:19.06	2 66.30

Fastest Lap

16	4	Tom SHAW	Lambretta 210 SRP				1:19.06	2	66.30
----	---	----------	-------------------	--	--	--	---------	---	-------

EVENT 4e

PI	No	Evt	Name	Machine	Laps	Time	MPH	Best Lap on	MPH
1	1	4e	Justin PRICE	Lambretta GP200	6	7:55.63	66.12	1:17.38	2 67.74
2	41	4e	Stuart DAY	Lambretta GP 200	6	7:58.08	65.78	1:18.26	3 66.98
3	89	4e	Ioannis CHITOGLOU	Lambretta	6	7:59.72	65.56	1:18.64	2 66.65
4	109	4e	Paul FITZGERALD	Lambretta GP 200	6	9:15.13	56.65	1:28.62	6 59.15
5	50	4e	Phil HALLAM	Lambretta GP200	6	9:15.69	56.60	1:28.44	6 59.27
6	83	4e	Jeremy CREW	Lambretta GP150	6	9:16.60	56.50	1:28.77	6 59.05

Fastest Lap

1	4e	Justin PRICE	Lambretta GP200				1:17.38	2	67.74
---	----	--------------	-----------------	--	--	--	---------	---	-------

Start Time : 15:58

Pembrey

25 Jul 21 16:09


Clerk of Course :

Time Issued :

Chief Timekeeper : Graham Marshall

THESE RESULTS ARE PROVISIONAL UNTIL THE CONCLUSION OF ANY JUDICIAL AND TECHNICAL MATTERS

HS Sports Timing and Results Systems - Results and Lap Times at www.theresultslive.co.uk



BRITISH HISTORIC RACING

RESULT - RACE 29

EVENT AP

PI	No	Evt	Name	Machine	Laps	Time	MPH	Best Lap on	MPH
1	22	AP	Alex VAN DYKE	Runner 196	6	8:24.54	62.33	1:22.36	6 63.64

Fastest Lap

58	AP	Stephen HAMILTON	Lambretta GP -Team DS				1:22.36	2	63.64
22	AP	Alex VAN DYKE	Runner 196				1:22.36	6	63.64

EVENT Ev

PI	No	Evt	Name	Machine	Laps	Time	MPH	Best Lap on	MPH
1	2	Ev	Graham TATTON	Lambretta GP200	6	7:59.25	65.62	1:18.44	6 66.82
2	58	Ev	Stephen HAMILTON	Lambretta GP -Team DS	6	8:26.01	62.15	1:22.36	2 63.64
3	12	Ev	Jeremy STEEL	Lambretta 210	6	8:37.89	60.73	1:24.44	3 62.07
4	17	Ev	Justin OFFLAND	Lambretta GP200	6	8:45.26	59.87	1:25.24	5 61.49
5	74	Ev	Bob WEST	Lambretta SRP Taffspee	6	8:46.25	59.76	1:25.91	5 61.01
6	91	Ev	Simon PALMER	Lambretta	6	8:47.20	59.65	1:25.97	5 60.97
7	68	Ev	Shaun NICKELLS	JPS Lambretta 200	6	9:01.34	58.10	1:27.51	2 59.90
8	34	Ev	Harry SMITH	Vespa PK 132	5	8:04.46	54.10	1:33.51	5 56.05
9	88	Ev	Kieran KEARNEY	Lambretta GP200	5	8:21.33	52.28	1:37.09	2 53.99

Fastest Lap

2	Ev	Graham TATTON	Lambretta GP200				1:18.44	6	66.82
---	----	---------------	-----------------	--	--	--	---------	---	-------

Start Time : 15:58

Pembrey

25 Jul 21 16:09

Clerk of Course :

Time Issued :

Chief Timekeeper : Graham Marshall

THESE RESULTS ARE PROVISIONAL UNTIL THE CONCLUSION OF ANY JUDICIAL AND TECHNICAL MATTERS


HS Sports Timing and Results Systems - Results and Lap Times at www.theresultslive.co.uk



ACU BRITISH SCOOTER STOCK CHAMPIONSHIP

LAP TIMES - RACE 29

1	Justin PRICE										
	Lap	1	2	3	4	5	6	7	8	9	10
	1	1:23.73	1:17.38	1:17.87	1:17.75	1:19.32	1:19.58				
2	Graham TATTON										
	Lap	1	2	3	4	5	6	7	8	9	10
	1	1:25.46	1:18.56	1:18.63	1:18.95	1:19.21	1:18.44				
12	Jeremy STEEL										
	Lap	1	2	3	4	5	6	7	8	9	10
	1	1:31.95	1:24.54	1:24.44	1:24.85	1:25.41	1:26.70				
16	Tom SHAW										
	Lap	1	2	3	4	5	6	7	8	9	10
	1	1:31.42	1:19.06	1:19.86	1:19.65	1:28.15	1:32.70				
17	Justin OFFLAND										
	Lap	1	2	3	4	5	6	7	8	9	10
	1	1:36.22	1:26.17	1:26.34	1:25.81	1:25.24	1:25.48				
19	Mark SHIRLEY										
	Lap	1	2	3	4	5	6	7	8	9	10
	1	1:33.79	1:27.19	1:26.49	1:26.01	1:25.50	1:26.21				
22	Alex VAN DYKE										
	Lap	1	2	3	4	5	6	7	8	9	10
	1	1:28.61	1:23.05	1:24.15	1:23.68	1:22.69	1:22.36				
34	Harry SMITH										
	Lap	1	2	3	4	5	6	7	8	9	10
	1	1:45.69	1:37.23	1:33.83	1:34.20	1:33.51					
41	Stuart DAY										
	Lap	1	2	3	4	5	6	7	8	9	10
	1	1:24.72	1:18.72	1:18.26	1:19.07	1:18.63	1:18.68				
50	Phil HALLAM										
	Lap	1	2	3	4	5	6	7	8	9	10
	1	1:43.88	1:32.14	1:31.10	1:30.05	1:30.08	1:28.44				
58	Stephen HAMILTON										
	Lap	1	2	3	4	5	6	7	8	9	10
	1	1:26.52	1:22.36	1:23.57	1:24.27	1:24.30	1:24.99				
68	Shaun NICKELLS										
	Lap	1	2	3	4	5	6	7	8	9	10
	1	1:37.47	1:27.51	1:29.00	1:27.96	1:29.24	1:30.16				
74	Bob WEST										
	Lap	1	2	3	4	5	6	7	8	9	10
	1	1:33.67	1:26.91	1:26.97	1:26.43	1:25.91	1:26.36				



83 Jeremy CREW

Lap	1	2	3	4	5	6	7	8	9	10
1	1:47.27	1:29.71	1:30.56	1:30.28	1:30.01	1:28.77				

88 Kieran KEARNEY

Lap	1	2	3	4	5	6	7	8	9	10
1	1:45.70	1:37.09	1:37.99	1:39.41	1:41.14					

89 Ioannis CHITOGLOU

Lap	1	2	3	4	5	6	7	8	9	10
1	1:24.45	1:18.64	1:18.64	1:19.15	1:19.59	1:19.25				

91 Simon PALMER

Lap	1	2	3	4	5	6	7	8	9	10
1	1:35.01	1:27.01	1:26.08	1:26.85	1:25.97	1:26.28				


109 Paul FITZGERALD

Lap	1	2	3	4	5	6	7	8	9	10
1	1:43.46	1:31.78	1:31.35	1:29.91	1:30.01	1:28.62				



ACU BRITISH SCOOTER STOCK CHAMPIONSHIP - RACE 29

Lap 1		Lap 2		Lap 3		Lap 4		Lap 5		Lap 6		Lap 7		Lap 8		Lap 9		Lap 10	
No	Time	No	Time	No	Time	No	Time	No	Time	No	Time	No	Time	No	Time	No	Time	No	Time
1	1:23.73	1	2:41.11	1	3:58.98	1	5:16.73	1	6:36.05	1	7:55.63								
89	1:24.45	89	2:43.09	41	4:01.70	41	5:20.77	41	6:39.40	41	7:58.08								
41	1:24.72	41	2:43.44	89	4:01.73	89	5:20.88	88	6:40.19 *1	2	7:59.25								
2	1:25.46	2	2:44.02	2	4:02.65	2	5:21.60	89	6:40.47	89	7:59.72								
58	1:26.52	58	2:48.88	16	4:10.34	16	5:29.99	2	6:40.81	34	8:04.46 *1								
22	1:28.61	16	2:50.48	58	4:12.45	58	5:36.72	16	6:58.14	88	8:21.33 *1								
16	1:31.42	22	2:51.66	22	4:15.81	22	5:39.49	58	7:01.02	22	8:24.54								
12	1:31.95	12	2:56.49	12	4:20.93	12	5:45.78	22	7:02.18	58	8:26.01								
74	1:33.67	74	3:00.58	19	4:27.47	19	5:53.48	12	7:11.19	16	8:30.84								
19	1:33.79	19	3:00.98	74	4:27.55	74	5:53.98	19	7:18.98	12	8:37.89								
91	1:35.01	91	3:02.02	91	4:28.10	17	5:54.54	17	7:19.78	19	8:45.19								
17	1:36.22	17	3:02.39	17	4:28.73	91	5:54.95	74	7:19.89	17	8:45.26								
68	1:37.47	68	3:04.98	68	4:33.98	68	6:01.94	91	7:20.92	74	8:46.25								
109	1:43.46	109	3:15.24	109	4:46.59	109	6:16.50	68	7:31.18	91	8:47.20								
50	1:43.88	50	3:16.02	50	4:47.12	50	6:17.17	109	7:46.51	68	9:01.34								
34	1:45.69	83	3:16.98	83	4:47.54	83	6:17.82	50	7:47.25	109	9:15.13								
88	1:45.70	88	3:22.79	34	4:56.75	34	6:30.95	83	7:47.83	50	9:15.69								
83	1:47.27	34	3:22.92	88	5:00.78					83	9:16.60								



BRITISH HISTORIC RACING



ACU BRITISH SUPER SCOOTER CHAMPIONSHIP

RESULT - QUALIFYING

Pl	No	Name	Bike	Laps	Time on Lap	Behind	MPH
1	4	Justin PRICE	Lambretta GP230	8	1:14.08	6	70.76
2	2	Stephen WRIGHT	Lambretta DSC RB	8	1:17.47	5 03.39	67.66
3	22	Alex VAN DYKE	Runner 125	7	1:19.48	7 05.40	65.95
4	58	Stephen HAMILTON	Gilera Runner - Team DSC	8	1:19.67	8 05.59	65.79
5	89	Ioannis CHITOGLOU	Vespa Hornet PK 184	7	1:20.63	6 06.55	65.01
6	98	Zack TINGLE	Lambretta GP 200	7	1:20.70	4 06.62	64.95
7	36	Mark SHIRLEY	Piaggio Zip SP 94	5	1:22.48	5 08.40	63.55
8	16	Tom SHAW	Lambretta 210 SRP	5	1:22.73	5 08.65	63.36
9	37	James McNALLY	Lambretta GP 200	7	1:23.50	4 09.42	62.77
10	41	Stuart DAY	Lambretta GP 200	7	1:24.10	4 10.02	62.33
11	8	Graham TATTON	Lambretta GP200	2	1:24.87	2 10.79	61.76
12	74	Bob WEST	Lambretta SRP Taffspeed	7	1:25.65	7 11.57	61.20
13	91	Simon PALMER	Lambretta	7	1:25.82	7 11.74	61.08
14	109	Paul FITZGERALD	Lambretta GP 200	7	1:29.75	7 15.67	58.40
15	34	Harry SMITH	Vespa PK 132	7	1:30.94	2 16.86	57.64
16	17	Justin OFFLAND	Lambretta GP200	1	1:33.84	1 19.76	55.86
17	50	Phil HALLAM	Lambretta GP200	6	1:35.65	6 21.57	54.80
18	107	Glenn SWALLOW	Lambretta SX 209	6	1:44.51	6 30.43	50.15

Start Time : 13:56

Pembrey


24 Jul 21 14:42

Clerk of Course:

Time Issued:

Chief Timekeeper:

THESE RESULTS ARE PROVISIONAL UNTIL THE CONCLUSION OF ANY JUDICIAL AND TECHNICAL MATTERS



BRITISH HISTORIC RACING

ACU BRITISH SUPER SCOOTER CHAMPIONSHIP

RESULT - RACE 15

Pl	No	Evt	Name	Machine	Laps	Time	Behind	MPH	Best Lap on	MPH
1	4	6	Justin PRICE	Lambretta GP230	9	11:40.30		67.36	1:15.43	9 69.49
2	2	6	Stephen WRIGHT	Lambretta DSC RB	9	11:40.99	0.69	67.30	1:15.05	9 69.84
3	58	6a	Stephen HAMILTON	Gilera Runner - Team DS	9	11:51.22	10.92	66.33	1:17.07	5 68.01
4	41	Op	Stuart DAY	Lambretta GP 230	9	11:57.49	17.19	65.75	1:18.22	5 67.01
5	89	6	Ioannis CHITOGLOU	Vespa Hornet PK 184	9	11:57.73	17.43	65.73	1:18.57	9 66.71
6	22	6a	Alex VAN DYKE	Runner 125	9	12:03.26	22.96	65.22	1:16.62	5 68.41
7	98	6	Zack TINGLE	Lambretta GP 200	9	12:09.15	28.85	64.70	1:17.35	8 67.76
8	8	6	Graham TATTON	Lambretta GP200	9	12:09.30	29.00	64.68	1:18.02	8 67.18
9	36	6a	Mark SHIRLEY	Piaggio Zip SP 94	9	12:30.01	49.71	62.90	1:21.50	3 64.31
10	74	6	Bob WEST	Lambretta SRP Taffspee	9	12:58.83	1:18.53	60.57	1:24.94	6 61.71
11	91	6	Simon PALMER	Lambretta	9	12:58.84	1:18.54	60.57	1:24.83	4 61.79
12	109	6	Paul FITZGERALD	Lambretta GP 200	8	12:15.01	1 Lap	57.05	1:29.63	7 58.48
13	50	6	Phil HALLAM	Lambretta GP200	8	12:39.63	1 Lap	55.20	1:32.38	2 56.74

Not-Classified

16	6	6	Tom SHAW	Lambretta 210 SRP	3	4:10.73	DNF	62.72	1:21.07	3 64.66
----	---	---	----------	-------------------	---	---------	-----	-------	---------	---------

Fastest Lap

2	6	6	Stephen WRIGHT	Lambretta DSC RB					1:15.05	9 69.84
---	---	---	----------------	------------------	--	--	--	--	---------	---------

Start Time : 09:29

Pembrey

25 Jul 21 09:50

Clerk of Course :

Time Issued :

Chief Timekeeper : Graham Marshall

THESE RESULTS ARE PROVISIONAL UNTIL THE CONCLUSION OF ANY JUDICIAL AND TECHNICAL MATTERS

HS Sports Timing and Results Systems - Results and Lap Times at www.theresultslive.co.uk



BRITISH HISTORIC RACING

RESULT - RACE 15

EVENT 6

PI	No	Evt	Name	Machine	Laps	Time	MPH	Best Lap on	MPH
1	4	6	Justin PRICE	Lambretta GP230	9	11:40.30	67.36	1:15.43	9 69.49
2	2	6	Stephen WRIGHT	Lambretta DSC RB	9	11:40.99	67.30	1:15.05	9 69.84
3	89	6	Ioannis CHITOGLOU	Vespa Hornet PK 184	9	11:57.73	65.73	1:18.57	9 66.71
4	98	6	Zack TINGLE	Lambretta GP 200	9	12:09.15	64.70	1:17.35	8 67.76
5	8	6	Graham TATTON	Lambretta GP200	9	12:09.30	64.68	1:18.02	8 67.18
6	74	6	Bob WEST	Lambretta SRP Taffspee	9	12:58.83	60.57	1:24.94	6 61.71
7	91	6	Simon PALMER	Lambretta	9	12:58.84	60.57	1:24.83	4 61.79
8	109	6	Paul FITZGERALD	Lambretta GP 200	8	12:15.01	57.05	1:29.63	7 58.48
9	50	6	Phil HALLAM	Lambretta GP200	8	12:39.63	55.20	1:32.38	2 56.74

Not-Classified

16	6		Tom SHAW	Lambretta 210 SRP	3	4:10.73	DNF	62.72	1:21.07	3 64.66
----	---	--	----------	-------------------	---	---------	-----	-------	---------	---------

Fastest Lap

2	6		Stephen WRIGHT	Lambretta DSC RB				1:15.05	9 69.84
---	---	--	----------------	------------------	--	--	--	---------	---------

EVENT 6a

PI	No	Evt	Name	Machine	Laps	Time	MPH	Best Lap on	MPH
1	58	6a	Stephen HAMILTON	Gilera Runner - Team DS	9	11:51.22	66.33	1:17.07	5 68.01
2	22	6a	Alex VAN DYKE	Runner 125	9	12:03.26	65.22	1:16.62	5 68.41
3	36	6a	Mark SHIRLEY	Piaggio Zip SP 94	9	12:30.01	62.90	1:21.50	3 64.31

Fastest Lap

22	6a		Alex VAN DYKE	Runner 125				1:16.62	5 68.41
----	----	--	---------------	------------	--	--	--	---------	---------

EVENT Op

PI	No	Evt	Name	Machine	Laps	Time	MPH	Best Lap on	MPH
1	41	Op	Stuart DAY	Lambretta GP 230	9	11:57.49	65.75	1:18.22	5 67.01

Fastest Lap

41	Op		Stuart DAY	Lambretta GP 230				1:18.22	5 67.01
----	----	--	------------	------------------	--	--	--	---------	---------

Start Time : 09:29

Pembrey

25 Jul 21 09:50


Clerk of Course :

Time Issued :

Chief Timekeeper : Graham Marshall

THESE RESULTS ARE PROVISIONAL UNTIL THE CONCLUSION OF ANY JUDICIAL AND TECHNICAL MATTERS


HS Sports Timing and Results Systems - Results and Lap Times at www.theresultslive.co.uk



ACU BRITISH SUPER SCOOTER CHAMPIONSHIP

LAP TIMES - RACE 15

2	Stephen WRIGHT										
Lap	1	2	3	4	5	6	7	8	9	10	
1	1:24.48	1:19.58	1:18.54	1:17.70	1:17.21	1:16.62	1:16.17	1:15.64	1:15.05		
4	Justin PRICE										
Lap	1	2	3	4	5	6	7	8	9	10	
1	1:25.50	1:18.67	1:18.74	1:17.94	1:16.12	1:16.64	1:15.78	1:15.48	1:15.43		
8	Graham TATTON										
Lap	1	2	3	4	5	6	7	8	9	10	
1	1:31.15	1:23.15	1:20.84	1:20.68	1:19.45	1:18.60	1:18.73	1:18.02	1:18.68		
16	Tom SHAW										
Lap	1	2	3	4	5	6	7	8	9	10	
1	1:28.00	1:21.66	1:21.07								
22	Alex VAN DYKE										
Lap	1	2	3	4	5	6	7	8	9	10	
1	1:25.18	1:19.91	1:18.56	1:17.68	1:16.62	1:26.93	1:19.11	1:18.72	1:20.55		
36	Mark SHIRLEY										
Lap	1	2	3	4	5	6	7	8	9	10	
1	1:27.84	1:22.34	1:21.50	1:22.13	1:22.54	1:21.72	1:24.89	1:23.92	1:23.13		
41	Stuart DAY										
Lap	1	2	3	4	5	6	7	8	9	10	
1	1:26.21	1:18.92	1:19.53	1:18.89	1:18.22	1:19.34	1:19.50	1:18.47	1:18.41		
50	Phil HALLAM										
Lap	1	2	3	4	5	6	7	8	9	10	
1	1:41.90	1:32.38	1:33.38	1:34.16	1:34.69	1:34.64	1:34.13	1:34.35			
58	Stephen HAMILTON										
Lap	1	2	3	4	5	6	7	8	9	10	
1	1:25.38	1:19.63	1:19.52	1:17.31	1:17.07	1:17.13	1:18.17	1:18.49	1:18.52		
74	Bob WEST										
Lap	1	2	3	4	5	6	7	8	9	10	
1	1:34.17	1:26.03	1:25.46	1:25.10	1:25.26	1:24.94	1:25.46	1:26.36	1:26.05		
89	Ioannis CHITOGLOU										
Lap	1	2	3	4	5	6	7	8	9	10	
1	1:26.46	1:18.77	1:19.05	1:19.01	1:18.58	1:19.15	1:19.39	1:18.75	1:18.57		
91	Simon PALMER										
Lap	1	2	3	4	5	6	7	8	9	10	
1	1:33.52	1:26.10	1:25.09	1:24.83	1:26.28	1:24.91	1:25.33	1:26.51	1:26.27		
98	Zack TINGLE										
Lap	1	2	3	4	5	6	7	8	9	10	
1	1:27.40	1:21.98	1:20.84	1:21.49	1:21.19	1:20.95	1:18.88	1:17.35	1:19.07		




Paul FITZGERALD

Lap	1	2	3	4	5	6	7	8	9	10
1	1:40.40	1:30.35	1:30.75	1:31.93	1:30.38	1:30.42	1:29.63	1:31.15		

ACU BRITISH SUPER SCOOTER CHAMPIONSHIP - RACE 15

Lap 1		Lap 2		Lap 3		Lap 4		Lap 5		Lap 6		Lap 7		Lap 8		Lap 9		Lap 10	
No	Time	No	Time	No	Time	No	Time	No	Time	No	Time	No	Time	No	Time	No	Time	No	Time
2	1:24.48	2	2:44.06	2	4:02.60	2	5:20.30	4	6:36.97	4	7:53.61	4	9:09.39	4	10:24.87	4	11:40.30		
22	1:25.18	4	2:44.17	4	4:02.91	4	5:20.85	2	6:37.51	2	7:54.13	2	9:10.30	2	10:25.94	2	11:40.99		
58	1:25.38	58	2:45.01	22	4:03.65	22	5:21.33	22	6:37.95	58	7:56.04	58	9:14.21	58	10:32.70	58	11:51.22		
4	1:25.50	22	2:45.09	89	4:04.28	58	5:21.84	58	6:38.91	50	7:56.51 *1	109	9:14.23 *1	41	10:39.08	41	11:57.49		
41	1:26.21	41	2:45.13	58	4:04.53	89	5:23.29	41	6:41.77	89	8:01.02	89	9:20.41	89	10:39.16	89	11:57.73		
89	1:26.46	89	2:45.23	41	4:04.66	41	5:23.55	89	6:41.87	41	8:01.11	41	9:20.61	22	10:42.71	22	12:03.26		
98	1:27.40	98	2:49.38	98	4:10.22	98	5:31.71	98	6:52.90	22	8:04.88	22	9:23.99	109	10:43.86 *1	98	12:09.15		
36	1:27.84	16	2:49.66	16	4:10.73	36	5:33.81	8	6:55.27	98	8:13.85	50	9:31.15 *1	98	10:50.08	8	12:09.30		
16	1:28.00	36	2:50.18	36	4:11.68	8	5:35.82	36	6:56.35	8	8:13.87	8	9:32.60	8	10:50.62	109	12:15.01 *1		
8	1:31.15	8	2:54.30	8	4:15.14	91	5:49.54	91	7:15.82	36	8:18.07	98	9:32.73	50	11:05.28 *1	36	12:30.01		
91	1:33.52	91	2:59.62	91	4:24.71	74	5:50.76	74	7:16.02	91	8:40.73	36	9:42.96	36	11:06.88	50	12:39.63 *1		
74	1:34.17	74	3:00.20	74	4:25.66	109	6:13.43	109	7:43.81	74	8:40.96	91	10:06.06	91	11:32.57	74	12:58.83		
109	1:40.40	109	3:10.75	109	4:41.50	50	6:21.82					74	10:06.42	74	11:32.78	91	12:58.84		
50	1:41.90	50	3:14.28	50	4:47.66														



BRITISH HISTORIC RACING

ACU BRITISH SUPER SCOOTER CHAMPIONSHIP

RESULT - RACE 24 - Amended

PI	No	Evt	Name	Machine	Laps	Time	Behind	MPH	Best Lap on	MPH
1	4	6	Justin PRICE	Lambretta GP230	9	11:24.14		68.95	1:13.92	9 70.91
2	2	6	Stephen WRIGHT	Lambretta DSC RB	9	11:24.21	0.07	68.95	1:13.74	9 71.08
3	89	6	Ioannis CHITOGLOU	Vespa Hornet PK 184	9	11:51.37	27.23	66.31	1:17.63	7 67.52
4	8	6	Graham TATTON	Lambretta GP200	9	11:55.75	31.61	65.91	1:15.77	4 69.18
5	98	6	Zack TINGLE	Lambretta GP 200	9	11:59.63	35.49	65.55	1:16.80	9 68.25
6	16	6	Tom SHAW	Lambretta 210 SRP	9	12:00.91	36.77	65.44	1:17.23	3 67.87
7	58	6a	Stephen HAMILTON	Gilera Runner - Team DS	9	12:09.95	45.81	64.63	1:18.94	4 66.40
8	36	6a	Mark SHIRLEY	Piaggio Zip SP 94	9	12:43.08	1:18.94	61.82	1:19.98	3 65.54
9	74	6	Bob WEST	Lambretta SRP Taffspee	8	11:29.48	1 Lap	60.82	1:24.21	3 62.24
10	50	6	Phil HALLAM	Lambretta GP200	8	11:52.44	1 Lap	58.86	1:27.19	5 60.12
11	109	6	Paul FITZGERALD	Lambretta GP 200	8	11:54.55	1 Lap	58.68	1:26.06	3 60.91
12	91	6	Simon PALMER	Lambretta	8	11:56.75	1 Lap	58.50	1:26.03	2 60.93
13	34	6	Harry SMITH	Vespa PK 132	8	12:38.00	1 Lap	55.32	1:28.47	3 59.25

Not-Classified

22	6a	Alex VAN DYKE	Runner 125	8	10:49.76	DNF	64.54	1:17.19	5 67.91
41	Op	Stuart DAY	Lambretta GP 230	6	8:03.30	DNF	65.07	1:16.66	5 68.37

Fastest Lap

2	6	Stephen WRIGHT	Lambretta DSC RB					1:13.74	9 71.08
---	---	----------------	------------------	--	--	--	--	---------	---------

Nos 8, 16, 34, 36, 91, 98, 109 - Times Include 10s Penalty (6.3.3) Failure To Start From The Back Of The Grid.

Amended to Remove Penalty For No 74

Start Time : 13:46

Pembrey

25 Jul 21 15:23


Clerk of Course :

Time Issued :

Chief Timekeeper : Graham Marshall

THESE RESULTS ARE PROVISIONAL UNTIL THE CONCLUSION OF ANY JUDICIAL AND TECHNICAL MATTERS

HS Sports Timing and Results Systems - Results and Lap Times at www.theresultslive.co.uk



BRITISH HISTORIC RACING

RESULT - RACE 24 - Amended

EVENT 6

PI	No	Evt	Name	Machine	Laps	Time	MPH	Best Lap on	MPH
1	4	6	Justin PRICE	Lambretta GP230	9	11:24.14	68.95	1:13.92	9 70.91
2	2	6	Stephen WRIGHT	Lambretta DSC RB	9	11:24.21	68.95	1:13.74	9 71.08
3	89	6	Ioannis CHITOGLOU	Vespa Hornet PK 184	9	11:51.37	66.31	1:17.63	7 67.52
4	8	6	Graham TATTON	Lambretta GP200	9	11:55.75	65.91	1:15.77	4 69.18
5	98	6	Zack TINGLE	Lambretta GP 200	9	11:59.63	65.55	1:16.80	9 68.25
6	16	6	Tom SHAW	Lambretta 210 SRP	9	12:00.91	65.44	1:17.23	3 67.87
7	74	6	Bob WEST	Lambretta SRP Taffspee	8	11:29.48	60.82	1:24.21	3 62.24
8	50	6	Phil HALLAM	Lambretta GP200	8	11:52.44	58.86	1:27.19	5 60.12
9	109	6	Paul FITZGERALD	Lambretta GP 200	8	11:54.55	58.68	1:26.06	3 60.91
10	91	6	Simon PALMER	Lambretta	8	11:56.75	58.50	1:26.03	2 60.93
11	34	6	Harry SMITH	Vespa PK 132	8	12:38.00	55.32	1:28.47	3 59.25

Fastest Lap

2 6 Stephen WRIGHT Lambretta DSC RB 1:13.74 9 71.08

Nos 8, 16, 34, 36, 91, 98, 109 - Times Include 10s Penalty (6.3.3) Failure To Start From The Back Of The Grid.

Amended to Remove Penalty For No 74

EVENT 6a

PI	No	Evt	Name	Machine	Laps	Time	MPH	Best Lap on	MPH
1	58	6a	Stephen HAMILTON	Gilera Runner - Team DS	9	12:09.95	64.63	1:18.94	4 66.40
2	36	6a	Mark SHIRLEY	Piaggio Zip SP 94	9	12:43.08	61.82	1:19.98	3 65.54

Not-Classified

22 6a Alex VAN DYKE Runner 125 8 10:49.76 DNF 64.54 1:17.19 5 67.91

Fastest Lap

22 6a Alex VAN DYKE Runner 125 1:17.19 5 67.91

Nos 8, 16, 34, 36, 91, 98, 109 - Times Include 10s Penalty (6.3.3) Failure To Start From The Back Of The Grid.

Amended to Remove Penalty For No 74

Start Time : 13:46

Pembrey

25 Jul 21 15:23


Clerk of Course :

Time Issued :

Chief Timekeeper : Graham Marshall

THESE RESULTS ARE PROVISIONAL UNTIL THE CONCLUSION OF ANY JUDICIAL AND TECHNICAL MATTERS


HS Sports Timing and Results Systems - Results and Lap Times at www.theresultslive.co.uk



ACU BRITISH SUPER SCOOTER CHAMPIONSHIP

LAP TIMES - RACE 24

2	Stephen WRIGHT										
Lap	1	2	3	4	5	6	7	8	9	10	
1	1:22.34	1:17.16	1:15.86	1:15.70	1:15.74	1:14.95	1:14.25	1:14.47	1:13.74		
4	Justin PRICE										
Lap	1	2	3	4	5	6	7	8	9	10	
1	1:22.67	1:17.11	1:15.66	1:15.91	1:15.22	1:14.73	1:14.14	1:14.78	1:13.92		
8	Graham TATTON										
Lap	1	2	3	4	5	6	7	8	9	10	
1	1:29.13	1:20.20	1:18.87	1:15.77	1:16.23	1:15.98	1:16.37	1:17.23	1:15.97		
16	Tom SHAW										
Lap	1	2	3	4	5	6	7	8	9	10	
1	1:24.93	1:19.13	1:17.23	1:18.12	1:18.47	1:18.41	1:18.32	1:18.36	1:17.94		
22	Alex VAN DYKE										
Lap	1	2	3	4	5	6	7	8	9	10	
1	1:25.05	1:19.45	1:18.97	1:19.39	1:17.19	1:17.87	1:26.24	1:25.60			
34	Harry SMITH										
Lap	1	2	3	4	5	6	7	8	9	10	
1	1:37.67	1:30.16	1:28.47	1:29.62	1:29.75	1:30.50	1:33.86	1:37.97			
36	Mark SHIRLEY										
Lap	1	2	3	4	5	6	7	8	9	10	
1	1:28.17	1:21.53	1:19.98	1:22.10	1:23.61	1:24.15	1:24.66	1:23.82	1:25.06		
41	Stuart DAY										
Lap	1	2	3	4	5	6	7	8	9	10	
1	1:28.39	1:20.60	1:18.94	1:17.79	1:16.66	1:20.92					
50	Phil HALLAM										
Lap	1	2	3	4	5	6	7	8	9	10	
1	1:37.04	1:28.29	1:28.29	1:27.33	1:27.19	1:27.71	1:28.06	1:28.53			
58	Stephen HAMILTON										
Lap	1	2	3	4	5	6	7	8	9	10	
1	1:29.06	1:21.01	1:19.18	1:18.94	1:19.34	1:19.76	1:20.29	1:19.66	1:22.71		
74	Bob WEST										
Lap	1	2	3	4	5	6	7	8	9	10	
1	1:33.75	1:24.30	1:24.21	1:25.70	1:25.27	1:25.64	1:25.49	1:25.12			
89	Ioannis CHITOGLOU										
Lap	1	2	3	4	5	6	7	8	9	10	
1	1:25.29	1:17.88	1:18.26	1:18.73	1:17.85	1:18.94	1:17.63	1:18.64	1:18.15		
91	Simon PALMER										
Lap	1	2	3	4	5	6	7	8	9	10	
1	1:34.15	1:26.03	1:27.22	1:28.28	1:27.34	1:27.24	1:28.85	1:27.64			



Zack TINGLE


Lap	1	2	3	4	5	6	7	8	9	10
1	1:26.30	1:19.98	1:18.85	1:18.60	1:17.08	1:17.48	1:16.92	1:17.62	1:16.80	

109 Paul FITZGERALD

Lap	1	2	3	4	5	6	7	8	9	10
1	1:37.21	1:27.11	1:26.06	1:26.98	1:26.06	1:26.11	1:27.52	1:27.50		

ACU BRITISH SUPER SCOOTER CHAMPIONSHIP - RACE 24

Lap 1		Lap 2		Lap 3		Lap 4		Lap 5		Lap 6		Lap 7		Lap 8		Lap 9		Lap 10					
No	Time	No	Time	No	Time	No	Time	No	Time	No	Time	No	Time	No	Time	No	Time	No	Time				
2	1:22.34	2	2:39.50	2	3:55.36	2	5:11.06	4	6:26.57	4	7:41.30	4	8:55.44	4	10:10.22	4	11:24.14						
4	1:22.67	4	2:39.78	4	3:55.44	4	5:11.35	2	6:26.80	2	7:41.75	50	8:55.85 *1	2	10:10.47	2	11:24.21						
16	1:24.93	89	2:43.17	16	4:01.29	16	5:19.41	16	6:37.88	8	7:56.18	2	8:56.00	109	10:17.05 *1	74	11:29.48 *1						
22	1:25.05	16	2:44.06	89	4:01.43	89	5:20.16	89	6:38.01	16	7:56.29	34	9:06.17 *1	91	10:19.11 *1	89	11:51.37						
89	1:25.29	22	2:44.50	22	4:03.47	22	5:22.86	22	6:40.05	89	7:56.95	8	9:12.55	50	10:23.91 *1	50	11:52.44 *1						
98	1:26.30	98	2:46.28	98	4:05.13	98	5:23.73	8	6:40.20	22	7:57.92	89	9:14.58	8	10:29.78	109	11:54.55 *1						
36	1:28.17	41	2:48.99	41	4:07.93	8	5:23.97	98	6:40.81	98	7:58.29	16	9:14.61	98	10:32.83	8	11:55.75						
41	1:28.39	8	2:49.33	8	4:08.20	41	5:25.72	41	6:42.38	41	8:03.30	98	9:15.21	16	10:32.97	91	11:56.75 *1						
58	1:29.06	36	2:49.70	58	4:09.25	58	5:28.19	58	6:47.53	58	8:07.29	22	9:24.16	89	10:33.22	98	11:59.63						
8	1:29.13	58	2:50.07	36	4:09.68	36	5:31.78	36	6:55.39	36	8:19.54	58	9:27.58	34	10:40.03 *1	16	12:00.91						
74	1:33.75	74	2:58.05	74	4:22.26	74	5:47.96	74	7:13.23	74	8:38.87	36	9:44.20	58	10:47.24	58	12:09.95						
91	1:34.15	91	3:00.18	91	4:27.40	91	5:55.68	91	7:23.02	109	8:49.53	74	10:04.36	22	10:49.76	34	12:38.00 *1						
50	1:37.04	109	3:04.32	109	4:30.38	109	5:57.36	109	7:23.42	91	8:50.26			36	11:08.02	36	12:43.08						
109	1:37.21	50	3:05.33	50	4:33.62	50	6:00.95	50	7:28.14														
34	1:37.67	34	3:07.83	34	4:36.30	34	6:05.92	34	7:35.67														



BRITISH HISTORIC RACING

ACU BRITISH SUPER SCOOTER CHAMPIONSHIP

RESULT - RACE 33

Pl	No	Evt	Name	Machine	Laps	Time	Behind	MPH	Best Lap on	MPH
1	2	6	Stephen WRIGHT	Lambretta DSC RB	6	7:59.17		65.63	1:18.34	4 66.91
2	98	6	Zack TINGLE	Lambretta GP 200	6	8:00.54	1.37	65.45	1:17.71	6 67.45
3	89	6	Ioannis CHITOGLOU	Vespa Hornet PK 184	6	8:00.94	1.77	65.39	1:18.52	2 66.75
4	36	6a	Mark SHIRLEY	Piaggio Zip SP 94	6	8:04.53	5.36	64.91	1:19.12	5 66.25
5	4	6	Justin PRICE	Lambretta GP230	6	8:11.28	12.11	64.02	1:16.58	6 68.45
6	58	6a	Stephen HAMILTON	Gilera Runner - Team DS	6	8:13.35	14.18	63.75	1:20.07	2 65.46
7	22	6a	Alex VAN DYKE	Runner 125	6	8:27.17	28.00	62.01	1:22.36	6 63.64
8	74	6	Bob WEST	Lambretta SRP Taffspee	6	8:35.44	36.27	61.02	1:24.02	2 62.39
9	91	6	Simon PALMER	Lambretta	6	8:46.67	47.50	59.71	1:26.13	6 60.86
10	109	6	Paul FITZGERALD	Lambretta GP 200	6	8:53.20	54.03	58.98	1:27.18	5 60.12
11	50	6	Phil HALLAM	Lambretta GP200	6	8:53.30	54.13	58.97	1:26.77	3 60.41
12	34	6	Harry SMITH	Vespa PK 132	6	9:22.53	1:23.36	55.91	1:30.89	2 57.67
<u>Not-Classified</u>										
	8	6	Graham TATTON	Lambretta GP200	4	5:17.03	DNF	66.13	1:16.90	4 68.16
<u>Fastest Lap</u>										
	4	6	Justin PRICE	Lambretta GP230					1:16.58	6 68.45

Start Time : 16:54

Pembrey

25 Jul 21 17:06


Clerk of Course :

Time Issued :

Chief Timekeeper : Graham Marshall

THESE RESULTS ARE PROVISIONAL UNTIL THE CONCLUSION OF ANY JUDICIAL AND TECHNICAL MATTERS

HS Sports Timing and Results Systems - Results and Lap Times at www.theresultslive.co.uk



BRITISH HISTORIC RACING

RESULT - RACE 33

EVENT 6

PI	No	Evt	Name	Machine	Laps	Time	MPH	Best Lap on	MPH	
1	2	6	Stephen WRIGHT	Lambretta DSC RB	6	7:59.17	65.63	1:18.34	4 66.91	
2	98	6	Zack TINGLE	Lambretta GP 200	6	8:00.54	65.45	1:17.71	6 67.45	
3	89	6	Ioannis CHITOGLOU	Vespa Hornet PK 184	6	8:00.94	65.39	1:18.52	2 66.75	
4	4	6	Justin PRICE	Lambretta GP230	6	8:11.28	64.02	1:16.58	6 68.45	
5	74	6	Bob WEST	Lambretta SRP Taffspee	6	8:35.44	61.02	1:24.02	2 62.39	
6	91	6	Simon PALMER	Lambretta	6	8:46.67	59.71	1:26.13	6 60.86	
7	109	6	Paul FITZGERALD	Lambretta GP 200	6	8:53.20	58.98	1:27.18	5 60.12	
8	50	6	Phil HALLAM	Lambretta GP200	6	8:53.30	58.97	1:26.77	3 60.41	
9	34	6	Harry SMITH	Vespa PK 132	6	9:22.53	55.91	1:30.89	2 57.67	
<u>Not-Classified</u>										
	8	6	Graham TATTON	Lambretta GP200	4	5:17.03	DNF	66.13	1:16.90	4 68.16
<u>Fastest Lap</u>										
	4	6	Justin PRICE	Lambretta GP230				1:16.58	6 68.45	

EVENT 6a

PI	No	Evt	Name	Machine	Laps	Time	MPH	Best Lap on	MPH
1	36	6a	Mark SHIRLEY	Piaggio Zip SP 94	6	8:04.53	64.91	1:19.12	5 66.25
2	58	6a	Stephen HAMILTON	Gilera Runner - Team DS	6	8:13.35	63.75	1:20.07	2 65.46
3	22	6a	Alex VAN DYKE	Runner 125	6	8:27.17	62.01	1:22.36	6 63.64
<u>Fastest Lap</u>									
	36	6a	Mark SHIRLEY	Piaggio Zip SP 94				1:19.12	5 66.25

Start Time : 16:54

Pembrey

25 Jul 21 17:06

Clerk of Course :

Time Issued :

Chief Timekeeper : Graham Marshall

THESE RESULTS ARE PROVISIONAL UNTIL THE CONCLUSION OF ANY JUDICIAL AND TECHNICAL MATTERS

HS Sports Timing and Results Systems - Results and Lap Times at www.theresultslive.co.uk



ACU BRITISH SUPER SCOOTER CHAMPIONSHIP

LAP TIMES - RACE 33

2	Stephen WRIGHT										
Lap	1	2	3	4	5	6	7	8	9	10	
1	1:25.75	1:19.34	1:18.46	1:18.34	1:18.66	1:18.62					
4	Justin PRICE										
Lap	1	2	3	4	5	6	7	8	9	10	
1	1:24.01	1:28.20	1:20.06	1:21.63	1:20.80	1:16.58					
8	Graham TATTON										
Lap	1	2	3	4	5	6	7	8	9	10	
1	1:25.93	1:17.25	1:16.95	1:16.90							
22	Alex VAN DYKE										
Lap	1	2	3	4	5	6	7	8	9	10	
1	1:30.11	1:23.99	1:23.92	1:23.54	1:23.25	1:22.36					
34	Harry SMITH										
Lap	1	2	3	4	5	6	7	8	9	10	
1	1:38.50	1:30.89	1:32.51	1:35.27	1:33.09	1:32.27					
36	Mark SHIRLEY										
Lap	1	2	3	4	5	6	7	8	9	10	
1	1:26.33	1:20.46	1:19.60	1:19.54	1:19.12	1:19.48					
50	Phil HALLAM										
Lap	1	2	3	4	5	6	7	8	9	10	
1	1:35.95	1:27.34	1:26.77	1:27.12	1:28.61	1:27.51					
58	Stephen HAMILTON										
Lap	1	2	3	4	5	6	7	8	9	10	
1	1:28.67	1:20.07	1:20.14	1:20.32	1:22.09	1:22.06					
74	Bob WEST										
Lap	1	2	3	4	5	6	7	8	9	10	
1	1:31.94	1:24.02	1:24.25	1:24.41	1:25.29	1:25.53					
89	Ioannis CHITOGLOU										
Lap	1	2	3	4	5	6	7	8	9	10	
1	1:25.17	1:18.52	1:18.55	1:19.31	1:20.27	1:19.12					
91	Simon PALMER										
Lap	1	2	3	4	5	6	7	8	9	10	
1	1:33.68	1:26.51	1:27.02	1:26.57	1:26.76	1:26.13					
98	Zack TINGLE										
Lap	1	2	3	4	5	6	7	8	9	10	
1	1:26.33	1:20.05	1:19.20	1:19.07	1:18.18	1:17.71					
109	Paul FITZGERALD										
Lap	1	2	3	4	5	6	7	8	9	10	
1	1:35.19	1:28.37	1:27.40	1:27.23	1:27.18	1:27.83					

ACU BRITISH SUPER SCOOTER CHAMPIONSHIP - RACE 33

Lap 1		Lap 2		Lap 3		Lap 4		Lap 5		Lap 6		Lap 7		Lap 8		Lap 9		Lap 10	
No	Time	No	Time	No	Time	No	Time	No	Time	No	Time	No	Time	No	Time	No	Time	No	Time
4	1:24.01	8	2:43.18	8	4:00.13	8	5:17.03	2	6:40.55	2	7:59.17								
89	1:25.17	89	2:43.69	89	4:02.24	89	5:21.55	89	6:41.82	98	8:00.54								
2	1:25.75	2	2:45.09	2	4:03.55	2	5:21.89	98	6:42.83	89	8:00.94								
8	1:25.93	98	2:46.38	98	4:05.58	98	5:24.65	36	6:45.05	36	8:04.53								
98	1:26.33	36	2:46.79	36	4:06.39	36	5:25.93	58	6:51.29	4	8:11.28								
36	1:26.33	58	2:48.74	58	4:08.88	58	5:29.20	4	6:54.70	58	8:13.35								
58	1:28.67	4	2:52.21	4	4:12.27	4	5:33.90	22	7:04.81	22	8:27.17								
22	1:30.11	22	2:54.10	22	4:18.02	22	5:41.56	74	7:09.91	74	8:35.44								
74	1:31.94	74	2:55.96	74	4:20.21	74	5:44.62	91	7:20.54	91	8:46.67								
91	1:33.68	91	3:00.19	91	4:27.21	91	5:53.78	109	7:25.37	109	8:53.20								
109	1:35.19	50	3:03.29	50	4:30.06	50	5:57.18	50	7:25.79	50	8:53.30								
50	1:35.95	109	3:03.56	109	4:30.96	109	5:58.19	34	7:50.26	34	9:22.53								
34	1:38.50	34	3:09.39	34	4:41.90	34	6:17.17												