



BRITISH SCOOTER SPORT ORGANISATION

THREE SISTERS

12th JUNE 2021

RESULTS BY



HS Sports Ltd
Kinetic House, Varey Road
Congleton, Cheshire CW12 1UW
Tel. +44 (0)1260 275708
Fax +44 (0)1260 295625
www.hssports.co.uk

List of Events

1	Practice Production &stock	10m	10:00
2	PR5 Parade	10m	10:15
3	Practice super	10m	10:30
4	Practice Bantam	15m	10:45
5	Qualifying Stock/Production	10m	11:05
6	PR5 Parade	15m	11:25
7	Qualifying super	10m	11:45
8	Race 1 Bantam	8 Laps	12:05
9	Race 1 Production	10 laps	12:25
10	Race 1 stock	10 laps	12:45
	LUNCH	LUNCH	13:05 - 14:05
11	Race 1 super	10 laps	14:05
12	Race 2 Bantam	8 laps	14:25
13	Race 2 Production	10 laps	14:45
14	Race 2 stock	10 laps	15:05
15	PR5 Parade	15m	15:25
16	Race 2 super	10 laps	15:45
17	Race 3 Bantam	8 Laps	16:05
18	Race 3 Production	10 laps	16:25
19	Race 3 stock	10 laps	16:45
20	Race 4 Bantam	8 laps	17:05
21	Race 3 super	10 laps	17:25
		Times	Subject to Timing



BSSO PRODUCTION & STOCK CHAMPIONSHIP

RESULT - PRACTICE

Pl	No	Cl	Name	Bike	Laps	Time on Lap	Behind	MPH
1	26	4	Darren CONNEELY	Lambretta 200	9	1:06.17	8	49.80
2	1	4E	Justin PRICE	Lambretta 200	9	1:07.29	7	01.12 48.97
3	63	4	Dave BRISTOW	Lambretta 200	8	1:08.71	8	02.54 47.96
4	14	4E	Stewart McKENZIE	Vespa 140	8	1:08.75	8	02.58 47.93
5	16	4	Tom SHAW	Lambretta 200	9	1:09.09	3	02.92 47.69
6	2	P	Graham TATTON	Lambretta 200	8	1:10.22	6	04.05 46.93
7	46	4E	Dave DELANEY	Vespa 140	8	1:10.34	6	04.17 46.85
8	58	P	Stephen HAMILTON	Lambretta 200	8	1:11.05	8	04.88 46.38
9	28	P	Steve WRIGHT	Lambretta 200	8	1:11.37	4	05.20 46.17
10	41	4E	Stuart DAY	Lambretta 200	5	1:12.46	4	06.29 45.47
11	10	6	Drew DUNCAN	Lambretta 230	8	1:12.90	7	06.73 45.20
12	27	4E	Ian SCUTT	Vespa 180	8	1:13.32	5	07.15 44.94
13	17	P	Justin OFFLAND	Lambretta 200	8	1:13.71	7	07.54 44.70
14	19	10	Mark SHIRLEY	Piaggio Zip 80	4	1:13.76	3	07.59 44.67
15	12	P	Jeremy STEELE	Lambretta 200	8	1:13.91	6	07.74 44.58
16	22	AP	Alex VAN DYKE	Gilera Runner 180	8	1:14.22	5	08.05 44.40
17	37	4	Jim McNALLY	Lambretta 200	5	1:14.46	5	08.29 44.25
18	52	4E	John WOODS	Lambretta 200	8	1:15.00	8	08.83 43.93
19	24	4	Daz WESTGARTH	Lambretta 200	8	1:15.07	8	08.90 43.89
20	34	P	Harry SMITH	Vespa 140	8	1:15.77	8	09.60 43.49
21	68	P	Shaun NICKELLS	Lambretta 200	8	1:16.17	6	10.00 43.26
22	74	P	Bob WEST	Lambretta 200	8	1:16.23	7	10.06 43.23
23	66	10	Anthony MAXWELL	Piaggio Zip 80	4	1:16.92	4	10.75 42.84
24	83	4E	Jeremy CREW	Lambretta 200	7	1:17.84	6	11.67 42.33
25	43	P	Mark HODGETTS	Vespa 140	7	1:18.95	7	12.78 41.74
26	29	4E	Rob FIELDER	Vespa 180	7	1:19.55	7	13.38 41.42
27	67	4E	Danny LODER	Lambretta 200	7	1:20.23	7	14.06 41.07
28	109	4E	Paul FITZGERALD	Lambretta 200	7	1:22.61	6	16.44 39.89
29	88	P	Keiran KEARNEY	Lambretta 200	7	1:22.62	7	16.45 39.88
30	90	4E	Andy WALKER	Lambretta 200	7	1:23.52	3	17.35 39.45
31	50	4E	Phil HALLAM	Lambretta 200	7	1:23.59	7	17.42 39.42
32	114	P	Wayne BARKER	Lambretta 200	7	1:26.36	5	20.19 38.16

NOS. 30 & 91 - PLEASE FIT WORKING TRANSPONDER BEFORE QUALIFYING

Start Time : 10:14

Three Sisters

12 Jun 21 10:28

Clerk of Course:

Time Issued:

Chief Timekeeper:

THESE RESULTS ARE PROVISIONAL UNTIL THE CONCLUSION OF ANY JUDICIAL AND TECHNICAL MATTERS

BSSO PRODUCTION & STOCK CHAMPIONSHIP

LAP TIMES - PRACTICE

1	Justin PRICE										
	Lap	1	2	3	4	5	6	7	8	9	10
	1	1:17.99	1:10.14	1:07.53	1:07.51	1:08.45	1:11.07	1:07.29	1:09.10	1:10.35	
2	Graham TATTON										
	Lap	1	2	3	4	5	6	7	8	9	10
	1	1:17.51	1:12.80	1:11.79	1:10.97	1:12.54	1:10.22	1:10.48	1:10.83		
10	Drew DUNCAN										
	Lap	1	2	3	4	5	6	7	8	9	10
	1	1:23.86	1:16.59	1:20.14	1:17.76	1:14.13	1:13.42	1:12.90	1:15.91		
12	Jeremy STEELE										
	Lap	1	2	3	4	5	6	7	8	9	10
	1	1:19.97	1:16.58	1:16.05	1:15.02	1:15.02	1:13.91	1:15.99	1:17.15		
14	Stewart McKENZIE										
	Lap	1	2	3	4	5	6	7	8	9	10
	1	1:18.16	1:12.23	1:15.08	1:10.97	1:11.80	1:12.18	1:10.57	1:08.75		
16	Tom SHAW										
	Lap	1	2	3	4	5	6	7	8	9	10
	1	1:11.98	1:11.12	1:09.09	1:11.33	1:11.49	1:09.97	1:09.78	1:11.61	1:12.25	
17	Justin OFFLAND										
	Lap	1	2	3	4	5	6	7	8	9	10
	1	1:27.39	1:20.76	1:15.69	1:17.77	1:16.64	1:14.11	1:13.71	1:14.65		
19	Mark SHIRLEY										
	Lap	1	2	3	4	5	6	7	8	9	10
	1	1:15.97	1:14.11	1:13.76	1:13.98						
22	Alex VAN DYKE										
	Lap	1	2	3	4	5	6	7	8	9	10
	1	1:28.64	1:18.95	1:15.10	1:19.75	1:14.22	1:15.69	1:14.72	1:15.06		
24	Daz WESTGARTH										
	Lap	1	2	3	4	5	6	7	8	9	10
	1	1:21.90	1:18.42	1:17.44	1:16.46	1:16.10	1:15.69	1:16.68	1:15.07		
26	Darren CONNEELY										
	Lap	1	2	3	4	5	6	7	8	9	10
	1	1:11.26	1:09.74	1:06.85	1:09.36	1:07.48	1:06.89	1:07.73	1:06.17	1:06.88	
27	Ian SCUTT										
	Lap	1	2	3	4	5	6	7	8	9	10
	1	1:20.22	1:15.15	1:15.71	1:14.49	1:13.32	1:20.81	1:13.85	1:18.93		
28	Steve WRIGHT										
	Lap	1	2	3	4	5	6	7	8	9	10
	1	1:16.55	1:14.06	1:12.18	1:11.37	1:12.22	1:15.96	1:11.91	1:11.63		

29	Rob FIELDER										
	Lap	1	2	3	4	5	6	7	8	9	10
	1	1:25.19	1:22.34	1:22.94	1:22.61	1:20.42	1:19.77	1:19.55			
34	Harry SMITH										
	Lap	1	2	3	4	5	6	7	8	9	10
	1	1:23.42	1:20.28	1:19.28	1:18.09	1:17.27	1:16.84	1:15.87	1:15.77		
37	Jim McNALLY										
	Lap	1	2	3	4	5	6	7	8	9	10
	1	1:21.84	1:18.41	1:36.44	3:35.64	1:14.46					
41	Stuart DAY										
	Lap	1	2	3	4	5	6	7	8	9	10
	1	1:18.17	1:14.50	1:14.05	1:12.46	1:12.83					
43	Mark HODGETTS										
	Lap	1	2	3	4	5	6	7	8	9	10
	1	1:25.46	1:23.68	1:22.81	1:23.75	1:21.37	1:21.53	1:18.95			
46	Dave DELANEY										
	Lap	1	2	3	4	5	6	7	8	9	10
	1	1:17.50	1:12.59	1:12.09	1:10.49	1:12.49	1:10.34	1:10.36	1:10.38		
50	Phil HALLAM										
	Lap	1	2	3	4	5	6	7	8	9	10
	1	1:28.13	1:27.71	1:25.97	1:24.46	1:23.95	1:24.08	1:23.59			
52	John WOODS										
	Lap	1	2	3	4	5	6	7	8	9	10
	1	1:23.12	1:18.05	1:17.05	1:16.80	1:16.04	1:16.43	1:16.37	1:15.00		
58	Stephen HAMILTON										
	Lap	1	2	3	4	5	6	7	8	9	10
	1	1:17.11	1:13.60	1:11.35	1:11.54	1:12.37	1:15.83	1:11.99	1:11.05		
63	Dave BRISTOW										
	Lap	1	2	3	4	5	6	7	8	9	10
	1	1:16.27	1:12.13	1:11.59	1:11.04	1:10.58	1:13.15	1:11.63	1:08.71		
66	Anthony MAXWELL										
	Lap	1	2	3	4	5	6	7	8	9	10
	1	1:21.37	1:17.82	1:18.08	1:16.92						
67	Danny LODER										
	Lap	1	2	3	4	5	6	7	8	9	10
	1	1:30.30	1:27.52	1:24.06	1:23.88	1:26.18	1:23.03	1:20.23			
68	Shaun NICKELLS										
	Lap	1	2	3	4	5	6	7	8	9	10
	1	1:23.69	1:21.08	1:20.03	1:17.94	1:18.83	1:16.17	1:17.16	1:18.29		
74	Bob WEST										
	Lap	1	2	3	4	5	6	7	8	9	10
	1	1:23.31	1:20.56	1:16.94	1:17.12	1:16.59	1:16.49	1:16.23	1:16.28		

83	Jeremy CREW										
	Lap	1	2	3	4	5	6	7	8	9	10
	1	1:28.55	1:23.60	1:20.76	1:20.86	1:17.92	1:17.84	1:18.48			

88	Keiran KEARNEY										
	Lap	1	2	3	4	5	6	7	8	9	10
	1	1:29.70	1:28.06	1:25.47	1:23.76	1:22.85	1:24.46	1:22.62			

90	Andy WALKER										
	Lap	1	2	3	4	5	6	7	8	9	10
	1	1:30.65	1:27.72	1:23.52	1:24.87	1:25.89	1:24.45	1:24.11			

109	Paul FITZGERALD										
	Lap	1	2	3	4	5	6	7	8	9	10
	1	1:30.37	1:26.72	1:23.97	1:25.15	1:23.08	1:22.61	1:23.13			

114	Wayne BARKER										
	Lap	1	2	3	4	5	6	7	8	9	10
	1	1:29.03	1:28.23	1:37.90	1:27.67	1:26.36	1:26.60	1:26.71			



BSSO SUPER SCOOTER CHAMPIONSHIP RESULT - PRACTICE

Pl	No	Cl	Name	Bike	Laps	Time on Lap	Behind	MPH
1	89	6	Ioannis CHITLOGLOU	Vespa 160	6	1:06.31	6	49.69
2	98	6	Zack TINGLE	Lambretta 210	6	1:06.92	5	49.24
3	93	6	Steve CONNEELY	Lambretta 200	6	1:07.80	5	48.60
4	2	6	Steve WRIGHT	Lambretta 252	6	1:07.99	6	48.46
5	4	6	Justin PRICE	Lambretta 252	5	1:08.49	5	48.11
6	14	6	Stewart McKENZIE	Vespa 200	6	1:08.91	5	47.82
7	30	6	Chris COOK	Lambretta 230	3	1:09.02	1	47.74
8	58	6A	Stephen HAMILTON	Gilera Runner 180	6	1:09.12	6	47.67
9	22	6A	Alex VAN DYKE	Gilera Runner 180	6	1:10.08	5	47.02
10	11	6	Drew DUNCAN	Lambretta 230	5	1:10.13	3	46.99
11	17	6	Justin OFFLAND	Lambretta 200	4	1:12.00	1	45.77
12	36	6A	Mark SHIRLEY	Piaggio Zip 80	5	1:12.77	2	45.28
13	34	6	Harry SMITH	Vespa 140	6	1:14.38	4	44.30
14	83	6	Jeremy CREW	Lambretta 200	5	1:15.06	5	43.90
15	74	6	Bob WEST	Lambretta 200	5	1:15.21	3	43.81
16	50	6	Phil HALLAM	Lambretta 200	5	1:17.16	5	42.70
17	88	6	Keiran KEARNEY	Lambretta 200	4	1:19.30	2	41.55
18	90	6	Andy WALKER	Lambretta 200	5	1:19.42	4	41.49
19	109	6	Paul FITZGERALD	Lambretta 200	5	1:21.28	3	40.54

Start Time : 10:43

Three Sisters

12 Jun 21 11:00

Clerk of Course:

Time Issued:

Chief Timekeeper:

THESE RESULTS ARE PROVISIONAL UNTIL THE CONCLUSION OF ANY JUDICIAL AND TECHNICAL MATTERS

BSSO SUPER SCOOTER CHAMPIONSHIP

LAP TIMES - PRACTICE

2	Steve WRIGHT										
	Lap	1	2	3	4	5	6	7	8	9	10
	1	1:14.35	1:10.34	1:10.10	1:08.80	1:10.57	1:07.99				
4	Justin PRICE										
	Lap	1	2	3	4	5	6	7	8	9	10
	1	1:14.21	1:13.23	1:10.90	1:13.44	1:08.49					
11	Drew DUNCAN										
	Lap	1	2	3	4	5	6	7	8	9	10
	1	1:12.00	1:10.52	1:10.13	1:11.11	1:11.80					
14	Stewart McKENZIE										
	Lap	1	2	3	4	5	6	7	8	9	10
	1	1:11.28	1:11.71	1:10.75	1:11.02	1:08.91	1:10.84				
17	Justin OFFLAND										
	Lap	1	2	3	4	5	6	7	8	9	10
	1	1:12.00	1:12.25	1:12.00	1:12.89						
22	Alex VAN DYKE										
	Lap	1	2	3	4	5	6	7	8	9	10
	1	1:16.52	1:12.10	1:11.57	1:11.74	1:10.08	1:12.50				
30	Chris COOK										
	Lap	1	2	3	4	5	6	7	8	9	10
	1	1:09.02	1:09.55	1:15.07							
34	Harry SMITH										
	Lap	1	2	3	4	5	6	7	8	9	10
	1	1:16.08	1:15.10	1:14.97	1:14.38	1:14.50	1:14.89				
36	Mark SHIRLEY										
	Lap	1	2	3	4	5	6	7	8	9	10
	1	1:15.56	1:12.77	1:14.42	1:12.99	1:13.22					
50	Phil HALLAM										
	Lap	1	2	3	4	5	6	7	8	9	10
	1	1:18.66	1:19.53	1:19.65	1:17.91	1:17.16					
58	Stephen HAMILTON										
	Lap	1	2	3	4	5	6	7	8	9	10
	1	1:17.97	1:11.47	1:12.17	1:10.70	1:09.56	1:09.12				
74	Bob WEST										
	Lap	1	2	3	4	5	6	7	8	9	10
	1	1:17.88	1:15.86	1:15.21	1:16.52	1:15.46					
83	Jeremy CREW										
	Lap	1	2	3	4	5	6	7	8	9	10
	1	1:19.30	1:18.32	1:16.52	1:16.19	1:15.06					

88	Keiran KEARNEY									
Lap	1	2	3	4	5	6	7	8	9	10
1	1:19.84	1:19.30	1:21.14	1:20.50						
89	Ioannis CHITLOGLOU									
Lap	1	2	3	4	5	6	7	8	9	10
1	1:13.93	1:08.89	1:13.62	1:07.16	1:09.98	1:06.31				
90	Andy WALKER									
Lap	1	2	3	4	5	6	7	8	9	10
1	1:20.78	1:19.95	1:21.82	1:19.42	1:22.01					
93	Steve CONNEELY									
Lap	1	2	3	4	5	6	7	8	9	10
1	1:13.37	1:10.59	1:09.20	1:08.31	1:07.80	1:08.39				
98	Zack TINGLE									
Lap	1	2	3	4	5	6	7	8	9	10
1	1:12.48	1:11.93	1:08.17	1:08.63	1:06.92	1:08.80				
109	Paul FITZGERALD									
Lap	1	2	3	4	5	6	7	8	9	10
1	1:23.31	1:23.44	1:21.28	1:22.50	1:21.86					



BSA BANTAM RACING CLUB
RESULT - PRACTICE

Pl	No	Ct	Name	Bike	Laps	Time on Lap	Behind	MPH	
1	33	B	Mike POWELL	BSA Bantam 125	6	1:05.73	3	50.13	
2	36	B	Ian SCUTT	BSA Bantam 125	5	1:10.51	2	04.78	46.73
3	150	B	Rob DUESBURY	BSA Bantam 125	8	1:13.21	8	07.48	45.01
4	24	B	Joao QUINTANEIRO	BSA Bantam 125	8	1:14.60	8	08.87	44.17
5	79	B	Carl COOMBS	BSA Bantam 125	6	1:14.65	6	08.92	44.14
6	163	B	Darren SHELTON	BSA Bantam 125	4	1:17.06	1	11.33	42.76
7	96	B	Andy MOULDEN	BSA Bantam 125	8	1:18.04	6	12.31	42.22
8	192	B	Ken WRIGHT	BSA Bantam 125	1	1:26.22	1	20.49	38.22

NO. 163 - NO WORKING TRANSPONDER

Start Time : 10:59

Three Sisters

12 Jun 21 11:16

Clerk of Course:

Time Issued:

Chief Timekeeper:

THESE RESULTS ARE PROVISIONAL UNTIL THE CONCLUSION OF ANY JUDICIAL AND TECHNICAL MATTERS

BSA BANTAM RACING CLUB

LAP TIMES - PRACTICE

24	Joao QUINTANEIRO										
	Lap	1	2	3	4	5	6	7	8	9	10
	1	1:19.19	1:18.60	1:19.07	1:19.08	1:16.26	1:15.59	1:16.60	1:14.60		

33	Mike POWELL										
	Lap	1	2	3	4	5	6	7	8	9	10
	1	1:09.42	1:07.71	1:05.73	1:07.63	1:08.13	1:09.79				

36	Ian SCUTT										
	Lap	1	2	3	4	5	6	7	8	9	10
	1	1:12.24	1:10.51	1:10.86	1:11.70	1:13.42					

79	Carl COOMBS										
	Lap	1	2	3	4	5	6	7	8	9	10
	1	1:20.47	1:19.28	1:18.59	1:18.70	1:18.00	1:14.65				

96	Andy MOULDEN										
	Lap	1	2	3	4	5	6	7	8	9	10
	1	1:20.24	1:19.49	1:18.80	1:18.73	1:18.21	1:18.04	1:19.24	1:19.48		

150	Rob DUESBURY										
	Lap	1	2	3	4	5	6	7	8	9	10
	1	1:18.86	1:17.79	1:13.49	1:14.60	1:15.35	1:14.07	1:13.44	1:13.21		

163	Darren SHELTON										
	Lap	1	2	3	4	5	6	7	8	9	10
	1	1:17.06	1:17.09	1:18.75	1:17.17						

192	Ken WRIGHT										
	Lap	1	2	3	4	5	6	7	8	9	10
	1	1:26.22									



BSSO PRODUCTION & STOCK CHAMPIONSHIP

RESULT - QUALIFYING

Pl	No	Cl	Name	Bike	Laps	Time on Lap	Behind	MPH
1	26	4	Darren CONNEELY	Lambretta 200	3	1:03.82	2	51.63
2	30	10	Chris COOK	Piaggio Zip 80	7	1:04.85	3 01.03	50.81
3	1	4E	Justin PRICE	Lambretta 200	9	1:04.93	3 01.11	50.75
4	2	P	Graham TATTON	Lambretta 200	8	1:05.14	3 01.32	50.58
5	46	4E	Dave DELANEY	Vespa 140	9	1:06.24	9 02.42	49.74
6	63	4	Dave BRISTOW	Lambretta 200	9	1:06.55	4 02.73	49.51
7	28	P	Steve WRIGHT	Lambretta 200	9	1:07.08	4 03.26	49.12
8	58	P	Stephen HAMILTON	Lambretta 200	9	1:08.09	2 04.27	48.39
9	27	4E	Ian SCUTT	Vespa 180	6	1:08.63	6 04.81	48.01
10	41	4E	Stuart DAY	Lambretta 200	4	1:08.65	4 04.83	48.00
11	19	10	Mark SHIRLEY	Piaggio Zip 80	8	1:09.04	6 05.22	47.73
12	17	P	Justin OFFLAND	Lambretta 200	6	1:10.37	4 06.55	46.83
13	22	AP	Alex VAN DYKE	Gilera Runner 180	8	1:10.38	6 06.56	46.82
14	24	4	Daz WESTGARTH	Lambretta 200	8	1:10.56	4 06.74	46.70
15	66	10	Anthony MAXWELL	Piaggio Zip 80	8	1:10.62	7 06.80	46.66
16	12	P	Jeremy STEELE	Lambretta 200	8	1:11.47	6 07.65	46.10
17	16	4	Tom SHAW	Lambretta 200	3	1:11.63	1 07.81	46.00
18	52	4E	John WOODS	Lambretta 200	8	1:11.69	8 07.87	45.96
19	74	P	Bob WEST	Lambretta 200	8	1:12.05	5 08.23	45.73
20	34	P	Harry SMITH	Vespa 140	8	1:12.40	8 08.58	45.51
21	68	P	Shaun NICKELLS	Lambretta 200	3	1:13.86	3 10.04	44.61
22	29	4E	Rob FIELDER	Vespa 180	8	1:14.14	7 10.32	44.44
23	10	4E	Drew DUNCAN	Lambretta 200	3	1:14.34	1 10.52	44.32
24	91	P	Simon PALMER	Lambretta 200	4	1:14.34	4 10.52	44.32
25	43	P	Mark HODGETTS	Vespa 140	8	1:15.29	7 11.47	43.77
26	50	4E	Phil HALLAM	Lambretta 200	2	1:15.31	2 11.49	43.75
27	67	4E	Danny LODER	Lambretta 200	8	1:17.15	4 13.33	42.71
28	88	P	Keiran KEARNEY	Lambretta 200	6	1:18.22	6 14.40	42.13
29	109	4E	Paul FITZGERALD	Lambretta 200	7	1:20.08	6 16.26	41.15
30	114	P	Wayne BARKER	Lambretta 200	7	1:20.66	7 16.84	40.85

NO 90 - DID NOT COMPLETE ONE TIMED LAP ===== NO. 91 - NO WORKING TRANSPONDER

Start Time : 11:11

Three Sisters

12 Jun 21 11:27

Clerk of Course:

Time Issued:

Chief Timekeeper:

THESE RESULTS ARE PROVISIONAL UNTIL THE CONCLUSION OF ANY JUDICIAL AND TECHNICAL MATTERS

BSSO PRODUCTION & STOCK CHAMPIONSHIP

LAP TIMES - QUALIFYING

1	Justin PRICE										
	Lap	1	2	3	4	5	6	7	8	9	10
	1	1:05.57	1:05.08	1:04.93	1:06.48	1:08.40	1:23.69	1:06.74	1:05.85	1:05.98	
2	Graham TATTON										
	Lap	1	2	3	4	5	6	7	8	9	10
	1	1:07.28	1:05.47	1:05.14	1:09.78	1:07.93	1:10.08	1:08.00	1:05.29		
10	Drew DUNCAN										
	Lap	1	2	3	4	5	6	7	8	9	10
	1	1:14.34	1:14.47	1:26.11							
12	Jeremy STEELE										
	Lap	1	2	3	4	5	6	7	8	9	10
	1	1:13.02	1:12.42	1:12.53	1:12.89	1:12.62	1:11.47	1:12.73	1:13.18		
16	Tom SHAW										
	Lap	1	2	3	4	5	6	7	8	9	10
	1	1:11.63	1:20.16	1:20.16							
17	Justin OFFLAND										
	Lap	1	2	3	4	5	6	7	8	9	10
	1	1:14.71	1:12.41	1:12.75	1:10.37	1:11.36	1:11.97				
19	Mark SHIRLEY										
	Lap	1	2	3	4	5	6	7	8	9	10
	1	1:11.51	1:11.29	1:10.47	1:09.42	1:12.08	1:09.04	1:11.13	1:10.35		
22	Alex VAN DYKE										
	Lap	1	2	3	4	5	6	7	8	9	10
	1	1:15.04	1:13.65	1:11.92	1:11.20	1:10.79	1:10.38	1:11.59	1:10.67		
24	Daz WESTGARTH										
	Lap	1	2	3	4	5	6	7	8	9	10
	1	1:12.90	1:10.97	1:12.42	1:10.56	1:11.06	1:10.62	1:11.02	1:10.83		
26	Darren CONNEELY										
	Lap	1	2	3	4	5	6	7	8	9	10
	1	1:04.15	1:03.82	1:04.85							
27	Ian SCUTT										
	Lap	1	2	3	4	5	6	7	8	9	10
	1	1:14.77	1:12.09	1:11.03	1:11.75	1:09.98	1:08.63				
28	Steve WRIGHT										
	Lap	1	2	3	4	5	6	7	8	9	10
	1	1:09.42	1:10.38	1:07.80	1:07.08	1:07.19	1:11.04	1:08.27	1:08.60	1:08.61	
29	Rob FIELDER										
	Lap	1	2	3	4	5	6	7	8	9	10
	1	1:18.63	1:16.15	1:15.75	1:16.67	1:15.53	1:15.51	1:14.14	1:14.33		

30	Chris COOK										
	Lap	1	2	3	4	5	6	7	8	9	10
	1	1:06.34	1:05.46	1:04.85	1:10.78	1:08.73	1:07.83	1:33.87			
34	Harry SMITH										
	Lap	1	2	3	4	5	6	7	8	9	10
	1	1:14.12	1:14.60	1:15.14	1:13.74	1:13.23	1:13.83	1:12.83	1:12.40		
41	Stuart DAY										
	Lap	1	2	3	4	5	6	7	8	9	10
	1	1:10.88	1:08.83	1:09.20	1:08.65						
43	Mark HODGETTS										
	Lap	1	2	3	4	5	6	7	8	9	10
	1	1:22.09	1:19.79	1:18.39	1:16.28	1:16.45	1:15.34	1:15.29	1:16.12		
46	Dave DELANEY										
	Lap	1	2	3	4	5	6	7	8	9	10
	1	1:07.83	1:07.01	1:07.70	1:07.35	1:08.50	1:11.90	1:08.72	1:09.24	1:06.24	
50	Phil HALLAM										
	Lap	1	2	3	4	5	6	7	8	9	10
	1	1:16.33	1:15.31								
52	John WOODS										
	Lap	1	2	3	4	5	6	7	8	9	10
	1	1:14.74	1:14.53	1:14.77	1:16.92	1:12.30	1:11.73	1:12.50	1:11.69		
58	Stephen HAMILTON										
	Lap	1	2	3	4	5	6	7	8	9	10
	1	1:08.11	1:08.09	1:10.27	1:08.90	1:12.23	1:12.89	1:09.12	1:12.04	1:11.36	
63	Dave BRISTOW										
	Lap	1	2	3	4	5	6	7	8	9	10
	1	1:08.20	1:07.00	1:07.08	1:06.55	1:06.58	1:07.40	1:07.80	1:07.10	1:14.07	
66	Anthony MAXWELL										
	Lap	1	2	3	4	5	6	7	8	9	10
	1	1:16.32	1:14.52	1:15.19	1:14.25	1:14.29	1:11.50	1:10.62	1:11.29		
67	Danny LODER										
	Lap	1	2	3	4	5	6	7	8	9	10
	1	1:19.13	1:19.95	1:17.58	1:17.15	1:18.64	1:17.57	1:18.18	1:18.52		
68	Shaun NICKELLS										
	Lap	1	2	3	4	5	6	7	8	9	10
	1	1:14.27	1:15.30	1:13.86							
74	Bob WEST										
	Lap	1	2	3	4	5	6	7	8	9	10
	1	1:17.58	1:13.15	1:14.79	1:12.08	1:12.05	1:12.39	1:13.45	1:31.04		
88	Keiran KEARNEY										
	Lap	1	2	3	4	5	6	7	8	9	10
	1	1:19.51	1:20.99	1:19.96	1:18.45	1:18.87	1:18.22				

91	Simon PALMER										
	Lap	1	2	3	4	5	6	7	8	9	10
	1	5:05.00	1:15.41	1:16.36	1:14.34						

109	Paul FITZGERALD										
	Lap	1	2	3	4	5	6	7	8	9	10
	1	1:21.86	1:21.31	1:23.48	1:20.23	1:20.48	1:20.08	1:21.40			

114	Wayne BARKER										
	Lap	1	2	3	4	5	6	7	8	9	10
	1	1:25.14	1:22.43	1:21.61	1:21.22	1:21.82	1:20.82	1:20.66			



BSSO SUPER SCOOTER CHAMPIONSHIP

RESULT - QUALIFYING

Pl	No	Cl	Name	Bike	Laps	Time on Lap	Behind	MPH	
1	26	6	Darren CONNEELY	Lambretta 200	6	1:03.87	3	51.59	
2	93	6	Steve CONNEELY	Lambretta 200	7	1:04.81	6	00.94	50.84
3	2	6	Steve WRIGHT	Lambretta 252	9	1:05.09	3	01.22	50.62
4	58	6A	Stephen HAMILTON	Gilera Runner 180	9	1:07.55	2	03.68	48.78
5	41	6	Stuart DAY	Lambretta 200	4	1:08.66	3	04.79	47.99
6	66	6A	Anthony MAXWELL	Piaggio Zip 80	8	1:09.14	6	05.27	47.66
7	36	6A	Mark SHIRLEY	Piaggio Zip 80	8	1:09.33	2	05.46	47.53
8	11	6	Drew DUNCAN	Lambretta 230	3	1:11.01	2	07.14	46.40
9	4	6	Justin PRICE	Lambretta 252	1	1:11.18	1	07.31	46.29
10	34	6	Harry SMITH	Vespa 140	8	1:11.20	5	07.33	46.28
11	74	6	Bob WEST	Lambretta 200	8	1:11.47	8	07.60	46.10
12	22	6A	Alex VAN DYKE	Gilera Runner 180	5	1:11.50	3	07.63	46.09
13	83	6	Jeremy CREW	Lambretta 200	8	1:12.02	5	08.15	45.75
14	98	6	Zack TINGLE	Lambretta 210	5	1:13.15	5	09.28	45.05
15	88	6	Keiran KEARNEY	Lambretta 200	3	1:19.08	3	15.21	41.67
16	109	6	Paul FITZGERALD	Lambretta 200	5	1:20.73	4	16.86	40.82
17	43	6	Mark HODGETTS	Vespa 140	7	1:21.68	2	17.81	40.34

Start Time : 11:40

Three Sisters

12 Jun 21 11:54

Clerk of Course:

Time Issued:

Chief Timekeeper:

THESE RESULTS ARE PROVISIONAL UNTIL THE CONCLUSION OF ANY JUDICIAL AND TECHNICAL MATTERS

BSSO SUPER SCOOTER CHAMPIONSHIP

LAP TIMES - QUALIFYING


2	Steve WRIGHT										
	Lap	1	2	3	4	5	6	7	8	9	10
	1	1:07.34	1:05.92	1:05.09	1:05.77	1:07.95	1:06.62	1:06.51	1:06.22	1:05.66	
4	Justin PRICE										
	Lap	1	2	3	4	5	6	7	8	9	10
	1	1:11.18									
11	Drew DUNCAN										
	Lap	1	2	3	4	5	6	7	8	9	10
	1	1:26.05	1:11.01	1:11.01							
22	Alex VAN DYKE										
	Lap	1	2	3	4	5	6	7	8	9	10
	1	1:13.33	1:13.26	1:11.50	1:11.53	1:11.92					
26	Darren CONNEELY										
	Lap	1	2	3	4	5	6	7	8	9	10
	1	1:05.76	1:05.13	1:03.87	1:06.12	1:04.56	1:04.46				
34	Harry SMITH										
	Lap	1	2	3	4	5	6	7	8	9	10
	1	1:12.61	1:11.92	1:13.25	1:15.06	1:11.20	1:12.23	1:11.47	1:13.07		
36	Mark SHIRLEY										
	Lap	1	2	3	4	5	6	7	8	9	10
	1	1:10.58	1:09.33	1:09.50	1:12.69	1:11.01	1:09.34	1:09.73	1:09.92		
41	Stuart DAY										
	Lap	1	2	3	4	5	6	7	8	9	10
	1	1:11.03	1:08.95	1:08.66	1:09.19						
43	Mark HODGETTS										
	Lap	1	2	3	4	5	6	7	8	9	10
	1	1:25.35	1:21.68	1:21.69	1:22.03	1:24.26	1:21.86	1:22.14			
58	Stephen HAMILTON										
	Lap	1	2	3	4	5	6	7	8	9	10
	1	1:08.49	1:07.55	1:07.68	1:07.75	1:08.41	1:10.70	1:08.65	1:08.30	1:08.35	
66	Anthony MAXWELL										
	Lap	1	2	3	4	5	6	7	8	9	10
	1	1:12.73	1:11.42	1:09.24	1:10.54	1:09.30	1:09.14	1:09.88	1:09.14		
74	Bob WEST										
	Lap	1	2	3	4	5	6	7	8	9	10
	1	1:19.31	1:14.68	1:12.61	1:12.60	1:12.61	1:12.89	1:12.63	1:11.47		
83	Jeremy CREW										
	Lap	1	2	3	4	5	6	7	8	9	10
	1	1:16.34	1:13.75	1:14.49	1:13.99	1:12.02	1:13.09	1:12.42	1:13.76		

88	Keiran KEARNEY										
	Lap	1	2	3	4	5	6	7	8	9	10
	1	1:19.28	1:19.79	1:19.08							


93	Steve CONNEELY										
	Lap	1	2	3	4	5	6	7	8	9	10
	1	1:06.88	1:06.11	1:05.25	1:05.66	1:05.89	1:04.81	1:06.00			

98	Zack TINGLE										
	Lap	1	2	3	4	5	6	7	8	9	10
	1	1:20.54	2:06.50	1:17.28	1:14.95	1:13.15					

109	Paul FITZGERALD										
	Lap	1	2	3	4	5	6	7	8	9	10
	1	1:21.70	1:21.30	1:21.22	1:20.73	1:21.05					




RACE GRID




BSSO PRODUCTION CHAMPIONSHIP


GRID

ROW 5	15	14	114 01:20.660 Wayne BARKER 13
ROW 4	88 01:18.220 Keiran KEARNEY 12	43 01:15.290 Mark HODGETTS 11	91 01:14.340 Simon PALMER 10
ROW 3	68 01:13.860 Shaun NICKELLS 9	34 01:12.400 Harry SMITH 8	74 01:12.050 Bob WEST 7
ROW 2	12 01:11.470 Jeremy STEELE 6	22 01:10.380 Alex VAN DYKE 5	17 01:10.370 Justin OFFLAND 4
ROW 1	58 01:08.090 Stephen HAMILTON 3	28 01:07.080 Steve WRIGHT 2	2 01:05.140 Graham TATTON 1
			POLE





RACE GRID




BSSO STOCK CHAMPIONSHIP

GRID


ROW 7	21	14 Stewart McKENZIE 20	90 Andy WALKER 19
ROW 6	109 01:20.080 Paul FITZGERALD 18	67 01:17.150 Danny LODER 17	50 01:15.310 Phil HALLAM 16
ROW 5	10 01:14.340 Drew DUNCAN 15	29 01:14.140 Rob FIELDER 14	52 01:11.690 John WOODS 13
ROW 4	16 01:11.630 Tom SHAW 12	66 01:10.620 Anthony MAXWELL 11	24 01:10.560 Daz WESTGARTH 10
ROW 3	9	19 01:09.040 Mark SHIRLEY 8	41 01:08.650 Stuart DAY 7
ROW 2	27 01:08.630 Ian SCUTT 6	63 01:06.550 Dave BRISTOW 5	46 01:06.240 Dave DELANEY 4
ROW 1	1 01:04.930 Justin PRICE 3	30 01:04.850 Chris COOK 2	26 01:03.820 Darren CONNEELY 1

POLE






RACE GRID




BSSO SUPER SCOOTER CHAMPIONSHIP

GRID

ROW 6	18	43 01:21.680 Mark HODGETTS 17	109 01:20.730 Paul FITZGERALD 16
ROW 5	88 01:19.080 Keiran KEARNEY 15	98 01:13.150 Zack TINGLE 14	83 01:12.020 Jeremy CREW 13
ROW 4	22 01:11.500 Alex VAN DYKE 12	74 01:11.470 Bob WEST 11	34 01:11.200 Harry SMITH 10
ROW 3	4 01:11.180 Justin PRICE 9	11 01:11.010 Drew DUNCAN 8	36 01:09.330 Mark SHIRLEY 7
ROW 2	66 01:09.140 Anthony MAXWELL 6	41 01:08.660 Stuart DAY 5	58 01:07.550 Stephen HAMILTON 4
ROW 1	2 01:05.090 Steve WRIGHT 3	93 01:04.810 Steve CONNEELY 2	26 01:03.870 Darren CONNEELY 1
POLE			





BSA BANTAM RACING CLUB
RESULT - RACE 1

Pl	No	Cl	Name	Machine	Laps	Time	Behind	MPH	Best Lap on	MPH
1	33	B	Mike POWELL	BSA Bantam 125	9	10:14.25		48.28	1:05.05	5 50.65
2	36	B	Ian SCUTT	BSA Bantam 125	9	10:29.29	15.04	47.13	1:08.48	2 48.12
3	150	B	Rob DUESBURY	BSA Bantam 125	9	10:42.06	27.81	46.19	1:10.33	5 46.85
4	24	B	Joao QUINTANEIRO	BSA Bantam 125	9	10:53.45	39.20	45.38	1:11.06	2 46.37
5	163	B	Darren SHELTON	BSA Bantam 125	9	11:06.13	51.88	44.52	1:10.61	5 46.67
6	79	B	Carl COOMBS	BSA Bantam 125	9	11:08.58	54.33	44.36	1:12.67	5 45.34
7	96	B	Andy MOULDEN	BSA Bantam 125	9	11:28.23	1:13.98	43.09	1:14.71	2 44.10
8	192	B	Ken WRIGHT	BSA Bantam 125	8	10:35.43	1 Lap	41.48	1:17.19	8 42.69

Fastest Lap

33 Mike POWELL BSA Bantam 125 1:05.05 5 50.65

Start Time : 11:55

Three Sisters

12 Jun 21 12:08

Clerk of Course :

Time Issued :

Chief Timekeeper :

THESE RESULTS ARE PROVISIONAL UNTIL THE CONCLUSION OF ANY JUDICIAL AND TECHNICAL MATTERS

HS Sports Timing and Results Systems - Results and Lap Times at www.theresultslive.co.uk

BSA BANTAM RACING CLUB

LAP TIMES - RACE 1

24	Joao QUINTANEIRO										
	Lap	1	2	3	4	5	6	7	8	9	10
	1	1:15.77	1:11.06	1:11.39	1:11.45	1:11.88	1:13.90	1:12.73	1:12.62	1:12.65	

33	Mike POWELL										
	Lap	1	2	3	4	5	6	7	8	9	10
	1	1:13.98	1:08.36	1:08.83	1:05.20	1:05.05	1:05.96	1:06.28	1:06.67	1:13.92	

36	Ian SCUTT										
	Lap	1	2	3	4	5	6	7	8	9	10
	1	1:13.52	1:08.48	1:09.60	1:09.10	1:08.97	1:09.36	1:09.42	1:09.73	1:11.11	

79	Carl COOMBS										
	Lap	1	2	3	4	5	6	7	8	9	10
	1	1:18.57	1:13.43	1:12.88	1:12.80	1:12.67	1:13.73	1:15.04	1:15.50	1:13.96	

96	Andy MOULDEN										
	Lap	1	2	3	4	5	6	7	8	9	10
	1	1:18.02	1:14.71	1:15.59	1:16.72	1:17.16	1:16.56	1:16.99	1:16.13	1:16.35	

150	Rob DUESBURY										
	Lap	1	2	3	4	5	6	7	8	9	10
	1	1:15.00	1:10.61	1:11.24	1:11.20	1:10.33	1:10.76	1:11.44	1:10.69	1:10.79	

163	Darren SHELTON										
	Lap	1	2	3	4	5	6	7	8	9	10
	1	1:24.85	1:14.22	1:11.45	1:14.90	1:10.61	1:12.86	1:13.31	1:12.07	1:11.86	

192	Ken WRIGHT										
	Lap	1	2	3	4	5	6	7	8	9	10
	1	1:24.33	1:18.50	1:18.96	1:19.76	1:19.95	1:18.54	1:18.20	1:17.19		

Lap Chart

BSA BANTAM RACING CLUB - RACE 1

Lap 1		Lap 2		Lap 3		Lap 4		Lap 5		Lap 6		Lap 7		Lap 8		Lap 9		Lap 10	
No	Time	No	Time	No	Time	No	Time	No	Time	No	Time	No	Time	No	Time	No	Time	No	Time
36	1:13.52	36	2:22.00	33	3:31.17	33	4:36.37	33	5:41.42	33	6:47.38	33	7:53.66	33	9:00.33	33	10:14.25		
33	1:13.98	33	2:22.34	36	3:31.60	36	4:40.70	36	5:49.67	36	6:59.03	192	8:00.04 *1	36	9:18.18	36	10:29.29		
150	1:15.00	150	2:25.61	150	3:36.85	150	4:48.05	150	5:58.38	150	7:09.14	36	8:08.45	192	9:18.24 *1	192	10:35.43 *1		
24	1:15.77	24	2:26.83	24	3:38.22	24	4:49.67	24	6:01.55	24	7:15.45	150	8:20.58	150	9:31.27	150	10:42.06		
96	1:18.02	79	2:32.00	79	3:44.88	79	4:57.68	79	6:10.35	79	7:24.08	24	8:28.18	24	9:40.80	24	10:53.45		
79	1:18.57	96	2:32.73	96	3:48.32	96	5:05.04	163	6:16.03	163	7:28.89	79	8:39.12	163	9:54.27	163	11:06.13		
192	1:24.33	163	2:39.07	163	3:50.52	163	5:05.42	96	6:22.20	96	7:38.76	163	8:42.20	79	9:54.62	79	11:08.58		
163	1:24.85	192	2:42.83	192	4:01.79	192	5:21.55	192	6:41.50			96	8:55.75	96	10:11.88	96	11:28.23		



BSSO PRODUCTION CHAMPIONSHIP RESULT - RACE 1

Pl	No	Cl	Name	Machine	Laps	Time	Behind	MPH	Best Lap on	MPH
1	2	P	Graham TATTON	Lambretta 200	6	6:44.59		48.87	1:06.16	3 49.80
2	58	P	Stephen HAMILTON	Lambretta 200	6	6:56.57	11.98	47.46	1:06.93	2 49.23
3	12	P	Jeremy STEELE	Lambretta 200	6	7:10.25	25.66	45.95	1:10.46	6 46.77
4	22	AP	Alex VAN DYKE	Gilera Runner 180	6	7:10.33	25.74	45.94	1:09.87	6 47.16
5	74	P	Bob WEST	Lambretta 200	6	7:24.38	39.79	44.49	1:11.60	5 46.02
6	34	P	Harry SMITH	Vespa 140	6	7:24.59	40.00	44.47	1:12.38	2 45.52
7	68	P	Shaun NICKELLS	Lambretta 200	6	7:30.74	46.15	43.86	1:13.55	4 44.80
8	91	P	Simon PALMER	Lambretta 200	6	7:31.30	46.71	43.81	1:13.90	4 44.59
9	43	P	Mark HODGETTS	Vespa 140	6	7:44.29	59.70	42.58	1:14.57	4 44.19
10	114	P	Wayne BARKER	Lambretta 200	6	7:57.47	1:12.88	41.41	1:17.30	3 42.63
11	88	P	Keiran KEARNEY	Lambretta 200	6	8:02.27	1:17.68	40.99	1:18.77	2 41.83

Fastest Lap

2 Graham TATTON Lambretta 200 1:06.16 3 49.80

Race restarted after red flag

Start Time : 12:26

Three Sisters

12 Jun 21 12:35

Clerk of Course :

Time Issued :

Chief Timekeeper :

THESE RESULTS ARE PROVISIONAL UNTIL THE CONCLUSION OF ANY JUDICIAL AND TECHNICAL MATTERS

HS Sports Timing and Results Systems - Results and Lap Times at www.theresultslive.co.uk

BSSO PRODUCTION CHAMPIONSHIP

LAP TIMES - RACE 1

2	Graham TATTON										
	Lap	1	2	3	4	5	6	7	8	9	10
	1	1:09.79	1:06.28	1:06.16	1:06.70	1:06.92	1:08.74				
12	Jeremy STEELE										
	Lap	1	2	3	4	5	6	7	8	9	10
	1	1:14.87	1:11.35	1:11.19	1:11.83	1:10.55	1:10.46				
22	Alex VAN DYKE										
	Lap	1	2	3	4	5	6	7	8	9	10
	1	1:18.42	1:10.85	1:10.09	1:10.07	1:11.03	1:09.87				
34	Harry SMITH										
	Lap	1	2	3	4	5	6	7	8	9	10
	1	1:18.86	1:12.38	1:12.72	1:13.08	1:13.60	1:13.95				
43	Mark HODGETTS										
	Lap	1	2	3	4	5	6	7	8	9	10
	1	1:26.30	1:15.93	1:15.50	1:14.57	1:16.15	1:15.84				
58	Stephen HAMILTON										
	Lap	1	2	3	4	5	6	7	8	9	10
	1	1:13.09	1:06.93	1:08.58	1:09.47	1:09.53	1:08.97				
68	Shaun NICKELLS										
	Lap	1	2	3	4	5	6	7	8	9	10
	1	1:18.31	1:14.68	1:15.09	1:13.55	1:14.83	1:14.28				
74	Bob WEST										
	Lap	1	2	3	4	5	6	7	8	9	10
	1	1:23.58	1:12.23	1:12.83	1:11.71	1:11.60	1:12.43				
88	Keiran KEARNEY										
	Lap	1	2	3	4	5	6	7	8	9	10
	1	1:23.43	1:18.77	1:18.84	1:19.75	1:19.50	1:21.98				
91	Simon PALMER										
	Lap	1	2	3	4	5	6	7	8	9	10
	1	1:19.71	1:14.13	1:14.68	1:13.90	1:14.46	1:14.42				
114	Wayne BARKER										
	Lap	1	2	3	4	5	6	7	8	9	10
	1	1:25.79	1:18.27	1:17.30	1:19.61	1:18.26	1:18.24				

Lap Chart

BSSO PRODUCTION CHAMPIONSHIP - RACE 1

Lap 1		Lap 2		Lap 3		Lap 4		Lap 5		Lap 6		Lap 7		Lap 8		Lap 9		Lap 10	
No	Time	No	Time	No	Time	No	Time	No	Time	No	Time	No	Time	No	Time	No	Time	No	Time
2	1:09.79	2	2:16.07	2	3:22.23	2	4:28.93	2	5:35.85	2	6:44.59								
58	1:13.09	58	2:20.02	58	3:28.60	58	4:38.07	58	5:47.60	58	6:56.57								
12	1:14.87	12	2:26.22	12	3:37.41	12	4:49.24	12	5:59.79	12	7:10.25								
68	1:18.31	22	2:29.27	22	3:39.36	22	4:49.43	22	6:00.46	22	7:10.33								
22	1:18.42	34	2:31.24	34	3:43.96	34	4:57.04	34	6:10.64	74	7:24.38								
34	1:18.86	68	2:32.99	68	3:48.08	74	5:00.35	74	6:11.95	34	7:24.59								
91	1:19.71	91	2:33.84	91	3:48.52	68	5:01.63	68	6:16.46	68	7:30.74								
88	1:23.43	74	2:35.81	74	3:48.64	91	5:02.42	91	6:16.88	91	7:31.30								
74	1:23.58	88	2:42.20	43	3:57.73	43	5:12.30	43	6:28.45	43	7:44.29								
114	1:25.79	43	2:42.23	88	4:01.04	88	5:20.79	114	6:39.23	114	7:57.47								
43	1:26.30	114	2:44.06	114	4:01.36	114	5:20.97	88	6:40.29	88	8:02.27								



BSSO STOCK CHAMPIONSHIP RESULT - RACE 1

Pl	No	Cl	Name	Machine	Laps	Time	Behind	MPH	Best Lap on	MPH
1	26	4	Darren CONNEELY	Lambretta 200	5	5:22.87		51.03	1:03.31	2 52.05
2	30	10	Chris COOK	Piaggio Zip 80	5	5:29.69	6.82	49.97	1:04.65	3 50.97
3	1	4E	Justin PRICE	Lambretta 200	5	5:29.81	6.94	49.95	1:05.00	2 50.69
4	63	4	Dave BRISTOW	Lambretta 200	5	5:38.72	15.85	48.64	1:06.68	2 49.42
5	41	4E	Stuart DAY	Lambretta 200	5	5:40.95	18.08	48.32	1:07.33	4 48.94
6	46	4E	Dave DELANEY	Vespa 140	5	5:41.31	18.44	48.27	1:06.77	2 49.35
7	19	10	Mark SHIRLEY	Piaggio Zip 80	5	5:41.72	18.85	48.21	1:06.79	4 49.33
8	16	4	Tom SHAW	Lambretta 200	5	5:48.18	25.31	47.32	1:07.00	2 49.18
9	66	10	Anthony MAXWELL	Piaggio Zip 80	5	5:51.61	28.74	46.86	1:07.86	3 48.56
10	27	4E	Ian SCUTT	Vespa 180	5	5:51.68	28.81	46.85	1:09.02	5 47.74
11	24	4	Daz WESTGARTH	Lambretta 200	5	5:59.82	36.95	45.79	1:09.41	2 47.47
12	10	4E	Drew DUNCAN	Lambretta 200	5	6:01.17	38.30	45.62	1:10.32	3 46.86
13	29	4E	Rob FIELDER	Vespa 180	5	6:18.89	56.02	43.48	1:14.15	2 44.44
14	83	4E	Jeremy CREW	Lambretta 200	5	6:19.05	56.18	43.46	1:11.82	3 45.88
15	109	4E	Paul FITZGERALD	Lambretta 200	4	5:26.42	1 Lap	40.38	1:19.28	2 41.56
16	50	4E	Phil HALLAM	Lambretta 200	4	5:27.72	1 Lap	40.22	1:18.28	3 42.09
17	90	4E	Andy WALKER	Lambretta 200	4	5:27.85	1 Lap	40.20	1:19.47	2 41.46
<u>Not-Classified</u>										
	67		Danny LODER	Lambretta 200	0					Starter
<u>Exclusions</u>										
	52		John WOODS	Lambretta 200			Faller			
<u>Fastest Lap</u>										
	26		Darren CONNEELY	Lambretta 200					1:03.31	2 52.05

Start Time : 12:39

Three Sisters

12 Jun 21 12:53

Clerk of Course :

Time Issued :

Chief Timekeeper :

THESE RESULTS ARE PROVISIONAL UNTIL THE CONCLUSION OF ANY JUDICIAL AND TECHNICAL MATTERS

HS Sports Timing and Results Systems - Results and Lap Times at www.theresultslive.co.uk

BSSO STOCK CHAMPIONSHIP

LAP TIMES - RACE 1

1	Justin PRICE										
	Lap	1	2	3	4	5	6	7	8	9	10
	1	1:07.90	1:05.00	1:05.22	1:05.60	1:06.09					
10	Drew DUNCAN										
	Lap	1	2	3	4	5	6	7	8	9	10
	1	1:17.77	1:10.83	1:10.32	1:10.72	1:11.53					
16	Tom SHAW										
	Lap	1	2	3	4	5	6	7	8	9	10
	1	1:13.69	1:07.00	1:08.87	1:09.40	1:09.22					
19	Mark SHIRLEY										
	Lap	1	2	3	4	5	6	7	8	9	10
	1	1:12.77	1:06.97	1:07.31	1:06.79	1:07.88					
24	Daz WESTGARTH										
	Lap	1	2	3	4	5	6	7	8	9	10
	1	1:15.86	1:09.41	1:11.40	1:12.17	1:10.98					
26	Darren CONNEELY										
	Lap	1	2	3	4	5	6	7	8	9	10
	1	1:05.95	1:03.31	1:04.43	1:03.95	1:05.23					
27	Ian SCUTT										
	Lap	1	2	3	4	5	6	7	8	9	10
	1	1:13.63	1:09.86	1:09.57	1:09.60	1:09.02					
29	Rob FIELDER										
	Lap	1	2	3	4	5	6	7	8	9	10
	1	1:20.04	1:14.15	1:14.87	1:14.81	1:15.02					
30	Chris COOK										
	Lap	1	2	3	4	5	6	7	8	9	10
	1	1:09.01	1:04.92	1:04.65	1:05.44	1:05.67					
41	Stuart DAY										
	Lap	1	2	3	4	5	6	7	8	9	10
	1	1:10.15	1:07.37	1:07.88	1:07.33	1:08.22					
46	Dave DELANEY										
	Lap	1	2	3	4	5	6	7	8	9	10
	1	1:11.33	1:06.77	1:07.53	1:07.25	1:08.43					
50	Phil HALLAM										
	Lap	1	2	3	4	5	6	7	8	9	10
	1	1:27.61	1:19.92	1:18.28	1:21.91						
52	John WOODS										
	Lap	1	2	3	4	5	6	7	8	9	10
	1	1:17.21	1:10.92	1:12.41	1:10.31	1:10.66					

63	Dave BRISTOW										
	Lap	1	2	3	4	5	6	7	8	9	10
	1	1:10.87	1:06.68	1:06.83	1:07.39	1:06.95					

66	Anthony MAXWELL										
	Lap	1	2	3	4	5	6	7	8	9	10
	1	1:14.85	1:09.09	1:07.86	1:09.47	1:10.34					

83	Jeremy CREW										
	Lap	1	2	3	4	5	6	7	8	9	10
	1	1:24.69	1:13.12	1:11.82	1:14.60	1:14.82					

90	Andy WALKER										
	Lap	1	2	3	4	5	6	7	8	9	10
	1	1:28.55	1:19.47	1:19.63	1:20.20						

109	Paul FITZGERALD										
	Lap	1	2	3	4	5	6	7	8	9	10
	1	1:27.73	1:19.28	1:19.36	1:20.05						

Lap Chart

BSSO STOCK CHAMPIONSHIP - RACE 1

Lap 1		Lap 2		Lap 3		Lap 4		Lap 5		Lap 6		Lap 7		Lap 8		Lap 9		Lap 10	
No	Time	No	Time	No	Time	No	Time	No	Time	No	Time	No	Time	No	Time	No	Time	No	Time
26	1:05.95	26	2:09.26	26	3:13.69	26	4:17.64	26	5:22.87										
1	1:07.90	1	2:12.90	1	3:18.12	1	4:23.72	109	5:26.42 *1										
30	1:09.01	30	2:13.93	30	3:18.58	30	4:24.02	50	5:27.72 *1										
41	1:10.15	41	2:17.52	63	3:24.38	63	4:31.77	90	5:27.85 *1										
63	1:10.87	63	2:17.55	41	3:25.40	41	4:32.73	30	5:29.69										
46	1:11.33	46	2:18.10	46	3:25.63	46	4:32.88	1	5:29.81										
19	1:12.77	19	2:19.74	19	3:27.05	19	4:33.84	63	5:38.72										
27	1:13.63	16	2:20.69	16	3:29.56	16	4:38.96	41	5:40.95										
16	1:13.69	27	2:23.49	66	3:31.80	66	4:41.27	46	5:41.31										
66	1:14.85	66	2:23.94	27	3:33.06	27	4:42.66	19	5:41.72										
24	1:15.86	24	2:25.27	24	3:36.67	24	4:48.84	16	5:48.18										
52	1:17.21	52	2:28.13	10	3:38.92	10	4:49.64	66	5:51.61										
10	1:17.77	10	2:28.60	52	3:40.54	52	4:50.85	27	5:51.68										
29	1:20.04	29	2:34.19	29	3:49.06	29	5:03.87	24	5:59.82										
83	1:24.69	83	2:37.81	83	3:49.63	83	5:04.23	10	6:01.17										
50	1:27.61	109	2:47.01	50	4:05.81			52	6:01.51										
109	1:27.73	50	2:47.53	109	4:06.37			29	6:18.89										
90	1:28.55	90	2:48.02	90	4:07.65			83	6:19.05										



BSSO SUPER SCOOTER CHAMPIONSHIP

RESULT - RACE 1

Pl	No	Cl	Name	Machine	Laps	Time	Behind	MPH	Best Lap on	MPH
1	26	6	Darren CONNEELY	Lambretta 200	10	10:43.04		51.24	1:03.12	2 52.20
2	93	6	Steve CONNEELY	Lambretta 200	10	10:52.63	9.59	50.49	1:04.28	6 51.26
3	89	6	Ioannis CHITLOGLOU	Vespa 160	10	10:53.18	10.14	50.45	1:03.67	8 51.75
4	4	6	Justin PRICE	Lambretta 252	10	11:11.67	28.63	49.06	1:05.74	8 50.12
5	2	6	Steve WRIGHT	Lambretta 252	10	11:22.78	39.74	48.26	1:07.59	10 48.75
6	58	6A	Stephen HAMILTON	Gilera Runner 180	10	11:23.15	40.11	48.23	1:07.14	10 49.08
7	41	6	Stuart DAY	Lambretta 200	10	11:23.55	40.51	48.21	1:07.55	8 48.78
8	36	6A	Mark SHIRLEY	Piaggio Zip 80	10	11:36.70	53.66	47.30	1:06.87	3 49.28
9	66	6A	Anthony MAXWELL	Piaggio Zip 80	10	11:43.31	1:00.27	46.85	1:08.68	4 47.98
10	11	6	Drew DUNCAN	Lambretta 230	9	10:49.14	1 Lap	45.68	1:10.25	5 46.91
11	98	6	Zack TINGLE	Lambretta 210	9	10:57.15	1 Lap	45.13	1:10.73	9 46.59
12	17	6	Justin OFFLAND	Lambretta 200	9	11:02.21	1 Lap	44.78	1:11.45	7 46.12
13	74	6	Bob WEST	Lambretta 200	9	11:02.28	1 Lap	44.78	1:11.62	5 46.01
14	34	6	Harry SMITH	Vespa 140	9	11:19.76	1 Lap	43.63	1:14.35	4 44.32
15	50	6	Phil HALLAM	Lambretta 200	9	11:46.45	1 Lap	41.98	1:16.97	9 42.81
16	109	6	Paul FITZGERALD	Lambretta 200	8	10:55.39	2 Laps	40.22	1:20.60	4 40.88
17	43	6	Mark HODGETTS	Vespa 140	8	10:59.51	2 Laps	39.97	1:19.68	7 41.35
18	90	6	Andy WALKER	Lambretta 200	8	11:01.68	2 Laps	39.84	1:20.06	8 41.16
<u>Not-Classified</u>										
	83		Jeremy CREW	Lambretta 200	6	7:41.27	DNF	42.86	1:12.10	2 45.70
<u>Fastest Lap</u>										
	26		Darren CONNEELY	Lambretta 200					1:03.12	2 52.20

Start Time : 14:00

Three Sisters

12 Jun 21 14:12

Clerk of Course :

Time Issued :

Chief Timekeeper :

THESE RESULTS ARE PROVISIONAL UNTIL THE CONCLUSION OF ANY JUDICIAL AND TECHNICAL MATTERS

HS Sports Timing and Results Systems - Results and Lap Times at www.theresultslive.co.uk

BSSO SUPER SCOOTER CHAMPIONSHIP

LAP TIMES - RACE 1

2	Steve WRIGHT										
	Lap	1	2	3	4	5	6	7	8	9	10
	1	1:12.68	1:07.85	1:07.64	1:08.16	1:07.68	1:07.87	1:08.03	1:07.60	1:07.68	1:07.59
4	Justin PRICE										
	Lap	1	2	3	4	5	6	7	8	9	10
	1	1:13.02	1:08.68	1:06.68	1:05.94	1:06.23	1:06.11	1:06.17	1:05.74	1:07.00	1:06.10
11	Drew DUNCAN										
	Lap	1	2	3	4	5	6	7	8	9	10
	1	1:17.85	1:10.87	1:10.50	1:10.57	1:10.25	1:10.39	1:11.27	1:13.45	1:13.99	
17	Justin OFFLAND										
	Lap	1	2	3	4	5	6	7	8	9	10
	1	1:21.97	1:13.58	1:12.49	1:12.17	1:12.92	1:11.96	1:11.45	1:13.13	1:12.54	
26	Darren CONNEELY										
	Lap	1	2	3	4	5	6	7	8	9	10
	1	1:06.68	1:03.12	1:03.79	1:03.90	1:04.07	1:03.64	1:03.52	1:03.52	1:05.29	1:05.51
34	Harry SMITH										
	Lap	1	2	3	4	5	6	7	8	9	10
	1	1:20.50	1:14.43	1:15.14	1:14.35	1:15.83	1:14.67	1:14.45	1:15.90	1:14.49	
36	Mark SHIRLEY										
	Lap	1	2	3	4	5	6	7	8	9	10
	1	1:13.88	1:08.39	1:06.87	1:08.14	1:07.92	1:09.57	1:10.29	1:10.98	1:09.40	1:11.26
41	Stuart DAY										
	Lap	1	2	3	4	5	6	7	8	9	10
	1	1:12.13	1:07.56	1:08.28	1:08.88	1:07.77	1:07.79	1:08.10	1:07.55	1:07.76	1:07.73
43	Mark HODGETTS										
	Lap	1	2	3	4	5	6	7	8	9	10
	1	1:30.05	1:21.77	1:22.08	1:22.86	1:21.96	1:21.19	1:19.68	1:19.92		
50	Phil HALLAM										
	Lap	1	2	3	4	5	6	7	8	9	10
	1	1:24.19	1:17.38	1:19.45	1:18.17	1:17.63	1:17.20	1:18.13	1:17.33	1:16.97	
58	Stephen HAMILTON										
	Lap	1	2	3	4	5	6	7	8	9	10
	1	1:12.94	1:07.88	1:08.00	1:08.25	1:07.96	1:07.39	1:08.35	1:07.45	1:07.79	1:07.14
66	Anthony MAXWELL										
	Lap	1	2	3	4	5	6	7	8	9	10
	1	1:15.89	1:09.37	1:09.34	1:08.68	1:08.85	1:08.93	1:10.65	1:10.99	1:10.33	1:10.28
74	Bob WEST										
	Lap	1	2	3	4	5	6	7	8	9	10
	1	1:20.79	1:13.17	1:12.60	1:12.53	1:11.62	1:12.42	1:12.47	1:13.66	1:13.02	

83	Jeremy CREW										
	Lap	1	2	3	4	5	6	7	8	9	10
	1	1:18.95	1:12.10	1:14.70	1:14.23	1:19.57	1:21.72				
89	Ioannis CHITLOGLOU										
	Lap	1	2	3	4	5	6	7	8	9	10
	1	1:09.58	1:04.93	1:04.28	1:05.28	1:05.29	1:04.28	1:04.62	1:03.67	1:05.27	1:05.98
90	Andy WALKER										
	Lap	1	2	3	4	5	6	7	8	9	10
	1	1:28.71	1:21.02	1:21.93	1:23.04	1:23.03	1:22.42	1:21.47	1:20.06		
93	Steve CONNEELY										
	Lap	1	2	3	4	5	6	7	8	9	10
	1	1:09.09	1:05.59	1:05.15	1:04.89	1:05.07	1:04.28	1:04.31	1:04.55	1:04.77	1:04.93
98	Zack TINGLE										
	Lap	1	2	3	4	5	6	7	8	9	10
	1	1:19.83	1:11.50	1:12.32	1:13.04	1:13.24	1:13.35	1:12.33	1:10.81	1:10.73	
109	Paul FITZGERALD										
	Lap	1	2	3	4	5	6	7	8	9	10
	1	1:27.15	1:21.21	1:20.80	1:20.60	1:21.50	1:21.23	1:20.94	1:21.96		

Lap Chart

BSSO SUPER SCOOTER CHAMPIONSHIP - RACE 1

Lap 1		Lap 2		Lap 3		Lap 4		Lap 5		Lap 6		Lap 7		Lap 8		Lap 9		Lap 10	
No	Time	No	Time	No	Time	No	Time	No	Time	No	Time	No	Time	No	Time	No	Time	No	Time
26	1:06.68	26	2:09.80	26	3:13.59	26	4:17.49	26	5:21.56	26	6:25.20	26	7:28.72	26	8:32.24	26	9:37.53	26	10:43.04
93	1:09.09	89	2:14.51	89	3:18.79	89	4:24.07	89	5:29.36	89	6:33.64	34	7:34.92 *1	74	8:35.60 *1	43	9:39.59 *2	11	10:49.14 *1
89	1:09.58	93	2:14.68	93	3:19.83	93	4:24.72	109	5:29.76 *1	93	6:34.07	89	7:38.26	98	8:35.61 *1	90	9:41.62 *2	93	10:52.63
41	1:12.13	41	2:19.69	41	3:27.97	4	4:34.32	93	5:29.79	50	6:36.82 *1	93	7:38.38	17	8:36.54 *1	98	9:46.42 *1	89	10:53.18
2	1:12.68	2	2:20.53	2	3:28.17	2	4:36.33	90	5:34.70 *1	4	6:46.66	83	7:41.27 *1	89	8:41.93	89	9:47.20	109	10:55.39 *2
58	1:12.94	58	2:20.82	4	3:28.38	41	4:36.85	43	5:36.76 *1	109	6:51.26 *1	4	7:52.83	93	8:42.93	93	9:47.70	98	10:57.15 *1
4	1:13.02	4	2:21.70	58	3:28.82	58	4:37.07	4	5:40.55	2	6:51.88	50	7:54.02 *1	34	8:49.37 *1	74	9:49.26 *1	43	10:59.51 *2
36	1:13.88	36	2:22.27	36	3:29.14	36	4:37.28	2	5:44.01	41	6:52.41	2	7:59.91	4	8:58.57	17	9:49.67 *1	90	11:01.68 *2
66	1:15.89	66	2:25.26	66	3:34.60	66	4:43.28	41	5:44.62	58	6:52.42	41	8:00.51	2	9:07.51	34	10:05.27 *1	17	11:02.21 *1
11	1:17.85	11	2:28.72	11	3:39.22	11	4:49.79	58	5:45.03	36	6:54.77	58	8:00.77	41	9:08.06	4	10:05.57	74	11:02.28 *1
83	1:18.95	83	2:31.05	98	3:43.65	98	4:56.69	36	5:45.20	90	6:57.73 *1	36	8:05.06	58	9:08.22	2	10:15.19	4	11:11.67
98	1:19.83	98	2:31.33	83	3:45.75	74	4:59.09	66	5:52.13	43	6:58.72 *1	66	8:11.71	50	9:12.15 *1	41	10:15.82	34	11:19.76 *1
34	1:20.50	74	2:33.96	74	3:46.56	83	4:59.98	11	6:00.04	66	7:01.06	109	8:12.49 *1	36	9:16.04	58	10:16.01	2	11:22.78
74	1:20.79	34	2:34.93	17	3:48.04	17	5:00.21	98	6:09.93	11	7:10.43	43	8:19.91 *1	66	9:22.70	36	10:25.44	58	11:23.15
17	1:21.97	17	2:35.55	34	3:50.07	34	5:04.42	74	6:10.71	74	7:23.13	90	8:20.15 *1	109	9:33.43 *1	50	10:29.48 *1	41	11:23.55
50	1:24.19	50	2:41.57	50	4:01.02	50	5:19.19	17	6:13.13	98	7:23.28	11	8:21.70	11	9:35.15	66	10:33.03	36	11:36.70
109	1:27.15	109	2:48.36	109	4:09.16			83	6:19.55	17	7:25.09							66	11:43.31
90	1:28.71	90	2:49.73	90	4:11.66			34	6:20.25									50	11:46.45 *1
43	1:30.05	43	2:51.82	43	4:13.90														



BSA BANTAM RACING CLUB

RESULT - RACE 2

Pl	No	Cl	Name	Machine	Laps	Time	Behind	MPH	Best Lap on	MPH
1	33	B	Mike POWELL	BSA Bantam 125	9	10:12.80		48.39	1:06.01	6 49.92
2	36	B	Ian SCUTT	BSA Bantam 125	9	10:29.64	16.84	47.10	1:08.19	5 48.32
3	24	B	Joao QUINTANEIRO	BSA Bantam 125	9	10:53.50	40.70	45.38	1:10.85	2 46.51
4	150	B	Rob DUESBURY	BSA Bantam 125	9	11:03.66	50.86	44.69	1:12.34	4 45.55
5	163	B	Darren SHELTON	BSA Bantam 125	9	11:21.13	1:08.33	43.54	1:11.95	2 45.80
6	96	B	Andy MOULDEN	BSA Bantam 125	8	10:32.15	1 Lap	41.70	1:17.01	8 42.79
7	192	B	Ken WRIGHT	BSA Bantam 125	8	10:32.49	1 Lap	41.68	1:16.66	8 42.98
<u>Not-Classified</u>										
	79		Carl COOMBS	BSA Bantam 125	1	1:20.25	DNF	41.06		0 0.00
<u>Fastest Lap</u>										
	33		Mike POWELL	BSA Bantam 125					1:06.01	6 49.92

Start Time : 14:17

Three Sisters

12 Jun 21 14:29

Clerk of Course :

Time Issued :

Chief Timekeeper :

THESE RESULTS ARE PROVISIONAL UNTIL THE CONCLUSION OF ANY JUDICIAL AND TECHNICAL MATTERS

HS Sports Timing and Results Systems - Results and Lap Times at www.theresultslive.co.uk

BSA BANTAM RACING CLUB

LAP TIMES - RACE 2

24	Joao QUINTANEIRO										
	Lap	1	2	3	4	5	6	7	8	9	10
	1	1:15.89	1:10.85	1:11.89	1:11.66	1:12.64	1:12.04	1:13.19	1:12.91	1:12.43	

33	Mike POWELL										
	Lap	1	2	3	4	5	6	7	8	9	10
	1	1:14.50	1:08.22	1:09.13	1:08.71	1:06.33	1:06.01	1:06.13	1:07.26	1:06.51	

36	Ian SCUTT										
	Lap	1	2	3	4	5	6	7	8	9	10
	1	2:22.27		1:09.42	1:09.08	1:08.19	1:09.46	1:10.10	1:09.34	1:11.78	

79	Carl COOMBS										
	Lap	1	2	3	4	5	6	7	8	9	10
	1	1:20.25									

96	Andy MOULDEN										
	Lap	1	2	3	4	5	6	7	8	9	10
	1	1:22.10	1:18.19	1:19.24	1:19.13	1:20.10	1:18.89	1:17.49	1:17.01		

150	Rob DUESBURY										
	Lap	1	2	3	4	5	6	7	8	9	10
	1	1:18.44	1:12.64	1:13.35	1:12.34	1:12.60	1:13.29	1:13.34	1:14.01	1:13.65	

163	Darren SHELTON										
	Lap	1	2	3	4	5	6	7	8	9	10
	1	1:19.92	1:11.95	1:15.01	1:13.40	1:14.12	1:14.80	1:18.46	1:16.18	1:17.29	

192	Ken WRIGHT										
	Lap	1	2	3	4	5	6	7	8	9	10
	1	1:26.76	1:19.42	1:17.87	1:17.80	1:18.73	1:18.27	1:16.98	1:16.66		

Lap Chart

BSA BANTAM RACING CLUB - RACE 2

Lap 1		Lap 2		Lap 3		Lap 4		Lap 5		Lap 6		Lap 7		Lap 8		Lap 9		Lap 10	
No	Time	No	Time	No	Time	No	Time	No	Time	No	Time	No	Time	No	Time	No	Time	No	Time
33	1:14.50	33	2:22.72	36	3:31.69	33	4:40.56	33	5:46.89	33	6:52.90	33	7:59.03	33	9:06.29	33	10:12.80		
24	1:15.89	24	2:26.74	33	3:31.85	36	4:40.77	36	5:48.96	36	6:58.42	36	8:08.52	96	9:15.14 *1	36	10:29.64		
150	1:18.44	150	2:31.08	24	3:38.63	24	4:50.29	24	6:02.93	24	7:14.97	24	8:28.16	192	9:15.83 *1	96	10:32.15 *1		
163	1:19.92	163	2:31.87	150	3:44.43	150	4:56.77	150	6:09.37	150	7:22.66	150	8:36.00	36	9:17.86	192	10:32.49 *1		
79	1:20.25	96	2:40.29	163	3:46.88	163	5:00.28	163	6:14.40	163	7:29.20	163	8:47.66	24	9:41.07	24	10:53.50		
96	1:22.10	192	2:46.18	96	3:59.53	96	5:18.66	96	6:38.76	96	7:57.65			150	9:50.01	150	11:03.66		
192	1:26.76			192	4:04.05	192	5:21.85	192	6:40.58	192	7:58.85			163	10:03.84	163	11:21.13		
36	2:22.27																		



BSSO PRODUCTION CHAMPIONSHIP RESULT - RACE 2

Pl	No	Cl	Name	Machine	Laps	Time	Behind	MPH	Best Lap on	MPH
1	2	P	Graham TATTON	Lambretta 200	10	11:20.69		48.41	1:06.26	4 49.73
2	58	P	Stephen HAMILTON	Lambretta 200	10	11:46.56	25.87	46.64	1:08.91	3 47.82
3	12	P	Jeremy STEELE	Lambretta 200	10	11:51.65	30.96	46.30	1:09.79	7 47.21
4	22	AP	Alex VAN DYKE	Gilera Runner 180	10	11:55.05	34.36	46.08	1:09.34	7 47.52
5	74	P	Bob WEST	Lambretta 200	10	12:10.77	50.08	45.09	1:11.56	5 46.05
6	34	P	Harry SMITH	Vespa 140	10	12:19.82	59.13	44.54	1:12.75	5 45.29
7	68	P	Shaun NICKELLS	Lambretta 200	10	12:24.61	1:03.92	44.25	1:12.91	2 45.19
8	91	P	Simon PALMER	Lambretta 200	9	11:23.61	1 Lap	43.38	1:13.94	8 44.56
9	43	P	Mark HODGETTS	Vespa 140	9	11:51.83	1 Lap	41.66	1:17.09	9 42.74
10	88	P	Keiran KEARNEY	Lambretta 200	9	12:16.12	1 Lap	40.29	1:20.11	2 41.13
Not-Classified										
	114		Wayne BARKER	Lambretta 200	2	2:48.69	DNF	39.07	1:21.50	2 40.43
	17		Justin OFFLAND	Lambretta 200	1	1:15.63	DNF	43.57		0 0.00

Fastest Lap

2 Graham TATTON Lambretta 200 1:06.26 4 49.73

NOS. 22 & 88 - TIMES INCLUDE A 5 SECOND ANTICIPATION OF THE START PENALTY

Start Time : 14:32

Three Sisters

12 Jun 21 14:46

Clerk of Course :

Time Issued :

Chief Timekeeper :

THESE RESULTS ARE PROVISIONAL UNTIL THE CONCLUSION OF ANY JUDICIAL AND TECHNICAL MATTERS

HS Sports Timing and Results Systems - Results and Lap Times at www.theresultslive.co.uk

BSSO PRODUCTION CHAMPIONSHIP

LAP TIMES - RACE 2

2	Graham TATTON										
	Lap	1	2	3	4	5	6	7	8	9	10
	1	1:15.04	1:08.77	1:06.42	1:06.26	1:07.16	1:06.85	1:07.80	1:07.17	1:07.80	1:07.42
12	Jeremy STEELE										
	Lap	1	2	3	4	5	6	7	8	9	10
	1	1:16.46	1:10.56	1:10.70	1:11.44	1:10.55	1:10.29	1:09.79	1:10.34	1:10.10	1:11.42
17	Justin OFFLAND										
	Lap	1	2	3	4	5	6	7	8	9	10
	1	1:15.63									
22	Alex VAN DYKE										
	Lap	1	2	3	4	5	6	7	8	9	10
	1	1:13.94	1:12.00	1:11.22	1:11.76	1:09.92	1:10.52	1:09.34	1:10.69	1:09.75	1:10.91
34	Harry SMITH										
	Lap	1	2	3	4	5	6	7	8	9	10
	1	1:19.00	1:13.27	1:12.76	1:13.37	1:12.75	1:13.91	1:14.39	1:12.97	1:13.76	1:13.64
43	Mark HODGETTS										
	Lap	1	2	3	4	5	6	7	8	9	10
	1	1:25.82	1:19.52	1:19.34	1:18.44	1:18.27	1:17.50	1:17.85	1:18.00	1:17.09	
58	Stephen HAMILTON										
	Lap	1	2	3	4	5	6	7	8	9	10
	1	1:14.58	1:08.93	1:08.91	1:10.65	1:10.89	1:10.89	1:10.79	1:10.25	1:09.95	1:10.72
68	Shaun NICKELLS										
	Lap	1	2	3	4	5	6	7	8	9	10
	1	1:17.77	1:12.91	1:14.05	1:14.88	1:13.74	1:14.04	1:14.44	1:13.48	1:14.49	1:14.81
74	Bob WEST										
	Lap	1	2	3	4	5	6	7	8	9	10
	1	1:18.02	1:11.89	1:11.79	1:12.24	1:11.56	1:12.57	1:12.71	1:13.08	1:13.33	1:13.58
88	Keiran KEARNEY										
	Lap	1	2	3	4	5	6	7	8	9	10
	1	1:25.02	1:20.11	1:20.36	1:20.22	1:20.47	1:21.10	1:21.02	1:21.04	1:21.78	
91	Simon PALMER										
	Lap	1	2	3	4	5	6	7	8	9	10
	1	1:20.13	1:14.22	1:14.55	1:16.93	1:15.93	1:15.86	1:16.59	1:13.94	1:15.46	
114	Wayne BARKER										
	Lap	1	2	3	4	5	6	7	8	9	10
	1	1:27.19	1:21.50								

Lap Chart

BSSO PRODUCTION CHAMPIONSHIP - RACE 2

Lap 1		Lap 2		Lap 3		Lap 4		Lap 5		Lap 6		Lap 7		Lap 8		Lap 9		Lap 10	
No	Time	No	Time	No	Time	No	Time	No	Time	No	Time	No	Time	No	Time	No	Time	No	Time
22	1:13.94	58	2:23.51	2	3:30.23	2	4:36.49	2	5:43.65	2	6:50.50	2	7:58.30	2	9:05.47	2	10:13.27	2	11:20.69
58	1:14.58	2	2:23.81	58	3:32.42	58	4:43.07	58	5:53.96	58	7:04.85	43	7:58.89 *1	43	9:16.74 *1	43	10:34.74 *1	91	11:23.61 *1
2	1:15.04	22	2:25.94	22	3:37.16	22	4:48.92	22	5:58.84	22	7:09.36	88	8:07.28 *1	58	9:25.89	58	10:35.84	58	11:46.56
17	1:15.63	12	2:27.02	12	3:37.72	12	4:49.16	12	5:59.71	12	7:10.00	58	8:15.64	88	9:28.30 *1	22	10:39.14	12	11:51.65
12	1:16.46	74	2:29.91	74	3:41.70	74	4:53.94	74	6:05.50	74	7:18.07	22	8:18.70	22	9:29.39	12	10:40.23	43	11:51.83 *1
68	1:17.77	68	2:30.68	68	3:44.73	34	4:58.40	34	6:11.15	34	7:25.06	12	8:19.79	12	9:30.13	88	10:49.34 *1	22	11:55.05
74	1:18.02	34	2:32.27	34	3:45.03	68	4:59.61	68	6:13.35	68	7:27.39	74	8:30.78	74	9:43.86	74	10:57.19	74	12:10.77
34	1:19.00	91	2:34.35	91	3:48.90	91	5:05.83	91	6:21.76	91	7:37.62	34	8:39.45	34	9:52.42	34	11:06.18	88	12:16.12 *1
91	1:20.13	88	2:45.13	43	4:04.68	43	5:23.12	43	6:41.39	68	8:41.83	68	9:55.31	68	11:09.80	68	11:09.80	34	12:19.82
88	1:25.02	43	2:45.34	88	4:05.49	88	5:25.71	88	6:46.18	91	8:54.21	91	10:08.15					68	12:24.61
43	1:25.82	114	2:48.69																
114	1:27.19																		



BSSO STOCK CHAMPIONSHIP RESULT - RACE 2

Pl	No	Cl	Name	Machine	Laps	Time	Behind	MPH	Best Lap on	MPH
1	26	4	Darren CONNEELY	Lambretta 200	10	10:49.34		50.75	1:03.73	7 51.70
2	1	4E	Justin PRICE	Lambretta 200	10	10:57.27	7.93	50.13	1:04.63	5 50.98
3	30	10	Chris COOK	Piaggio Zip 80	10	11:04.08	14.74	49.62	1:04.76	5 50.88
4	41	4E	Stuart DAY	Lambretta 200	10	11:07.55	18.21	49.36	1:05.01	3 50.69
5	46	4E	Dave DELANEY	Vespa 140	10	11:08.17	18.83	49.31	1:05.91	2 49.99
6	19	10	Mark SHIRLEY	Piaggio Zip 80	10	11:33.27	43.93	47.53	1:07.17	3 49.06
7	66	10	Anthony MAXWELL	Piaggio Zip 80	10	11:41.70	52.36	46.96	1:07.51	2 48.81
8	24	4	Daz WESTGARTH	Lambretta 200	10	11:50.96	1:01.62	46.35	1:09.62	2 47.33
9	16	4	Tom SHAW	Lambretta 200	10	12:17.40	1:28.06	44.69	1:05.73	3 50.13
10	83	4E	Jeremy CREW	Lambretta 200	9	11:15.37	1 Lap	43.91	1:11.68	6 45.97
11	10	4E	Drew DUNCAN	Lambretta 200	9	11:18.36	1 Lap	43.72	1:12.12	3 45.69
12	50	4E	Phil HALLAM	Lambretta 200	9	11:18.59	1 Lap	43.70	1:13.27	3 44.97
13	90	4E	Andy WALKER	Lambretta 200	9	11:57.66	1 Lap	41.32	1:17.70	9 42.41
14	109	4E	Paul FITZGERALD	Lambretta 200	9	11:58.69	1 Lap	41.26	1:18.26	7 42.10
<u>Not-Classified</u>										
	37		Jim McNALLY	Lambretta 200	1	1:18.71	DNF	41.86		0 0.00

Fastest Lap

26	Darren CONNEELY	Lambretta 200	1:03.73	7	51.70
----	-----------------	---------------	---------	---	-------

NO. 30 - TIME INCLUDES A 5 SECOND ANTICIPATION OF THE START PENALTY

Start Time : 15:17

Three Sisters

12 Jun 21 15:36

Clerk of Course :

Time Issued :

Chief Timekeeper :

THESE RESULTS ARE PROVISIONAL UNTIL THE CONCLUSION OF ANY JUDICIAL AND TECHNICAL MATTERS

HS Sports Timing and Results Systems - Results and Lap Times at www.theresultslive.co.uk

BSSO STOCK CHAMPIONSHIP

LAP TIMES - RACE 2

1	Justin PRICE										
	Lap	1	2	3	4	5	6	7	8	9	10
	1	1:08.90	1:05.20	1:04.89	1:04.88	1:04.63	1:05.27	1:05.93	1:05.54	1:06.05	1:05.98
10	Drew DUNCAN										
	Lap	1	2	3	4	5	6	7	8	9	10
	1	1:19.75	1:13.47	1:12.12	1:13.79	1:14.16	1:13.60	1:18.56	1:17.09	1:15.82	
16	Tom SHAW										
	Lap	1	2	3	4	5	6	7	8	9	10
	1	1:12.86	1:06.22	1:05.73	1:06.25	1:06.24	1:06.21	1:06.05	1:06.66	1:06.42	2:14.76
19	Mark SHIRLEY										
	Lap	1	2	3	4	5	6	7	8	9	10
	1	1:12.85	1:07.45	1:07.17	1:07.85	1:08.60	1:09.07	1:09.75	1:09.93	1:09.61	1:10.99
24	Daz WESTGARTH										
	Lap	1	2	3	4	5	6	7	8	9	10
	1	1:14.61	1:09.62	1:10.59	1:11.20	1:10.99	1:10.49	1:10.82	1:10.96	1:10.75	1:10.93
26	Darren CONNEELY										
	Lap	1	2	3	4	5	6	7	8	9	10
	1	1:07.09	1:04.56	1:04.49	1:04.94	1:04.45	1:04.71	1:03.73	1:06.15	1:04.40	1:04.82
30	Chris COOK										
	Lap	1	2	3	4	5	6	7	8	9	10
	1	1:09.34	1:04.99	1:04.90	1:04.95	1:04.76	1:06.69	1:05.34	1:06.35	1:05.99	1:05.77
37	Jim McNALLY										
	Lap	1	2	3	4	5	6	7	8	9	10
	1	1:18.71									
41	Stuart DAY										
	Lap	1	2	3	4	5	6	7	8	9	10
	1	1:09.69	1:05.52	1:05.01	1:05.40	1:06.25	1:07.25	1:06.61	1:07.08	1:07.44	1:07.30
46	Dave DELANEY										
	Lap	1	2	3	4	5	6	7	8	9	10
	1	1:10.69	1:05.91	1:06.08	1:05.94	1:06.40	1:07.49	1:06.41	1:05.96	1:06.95	1:06.34
50	Phil HALLAM										
	Lap	1	2	3	4	5	6	7	8	9	10
	1	1:22.70	1:14.78	1:13.27	1:13.52	1:14.66	1:13.69	1:15.65	1:14.71	1:15.61	
66	Anthony MAXWELL										
	Lap	1	2	3	4	5	6	7	8	9	10
	1	1:14.17	1:07.51	1:08.82	1:08.84	1:09.91	1:10.45	1:10.41	1:10.23	1:10.47	1:10.89
83	Jeremy CREW										
	Lap	1	2	3	4	5	6	7	8	9	10
	1	1:21.10	1:13.24	1:15.40	1:13.55	1:12.50	1:11.68	1:16.52	1:14.14	1:17.24	

90 Andy WALKER

Lap	1	2	3	4	5	6	7	8	9	10
1	1:25.50	1:18.30	1:17.98	1:19.06	1:21.47	1:19.56	1:19.57	1:18.52	1:17.70	

109 Paul FITZGERALD

Lap	1	2	3	4	5	6	7	8	9	10
1	1:26.60	1:18.68	1:19.02	1:19.96	1:19.58	1:18.82	1:18.26	1:18.54	1:19.23	

Lap Chart

BSSO STOCK CHAMPIONSHIP - RACE 2

Lap 1		Lap 2		Lap 3		Lap 4		Lap 5		Lap 6		Lap 7		Lap 8		Lap 9		Lap 10	
No	Time	No	Time	No	Time	No	Time	No	Time	No	Time	No	Time	No	Time	No	Time	No	Time
26	1:07.09	26	2:11.65	26	3:16.14	26	4:21.08	26	5:25.53	26	6:30.24	26	7:33.97	26	8:40.12	26	9:44.52	26	10:49.34
1	1:08.90	1	2:14.10	1	3:18.99	1	4:23.87	1	5:28.50	1	6:33.77	1	7:39.70	83	8:43.99 *1	1	9:51.29	1	10:57.27
30	1:09.34	30	2:14.33	30	3:19.23	30	4:24.18	30	5:28.94	30	6:35.63	30	7:40.97	1	8:45.24	30	9:53.31	30	11:04.08
41	1:09.69	41	2:15.21	41	3:20.22	41	4:25.62	41	5:31.87	41	6:39.12	41	7:45.73	10	8:45.45 *1	83	9:58.13 *1	41	11:07.55
46	1:10.69	46	2:16.60	46	3:22.68	46	4:28.62	46	5:35.02	90	6:42.31 *1	46	7:48.92	30	8:47.32	41	10:00.25	46	11:08.17
19	1:12.85	16	2:19.08	16	3:24.81	16	4:31.06	16	5:37.30	46	6:42.51	16	7:49.56	50	8:48.27 *1	46	10:01.83	83	11:15.37 *1
16	1:12.86	19	2:20.30	19	3:27.47	19	4:35.32	19	5:43.92	16	6:43.51	90	8:01.87 *1	41	8:52.81	10	10:02.54 *1	10	11:18.36 *1
66	1:14.17	66	2:21.68	66	3:30.50	66	4:39.34	66	5:49.25	109	6:43.84 *1	109	8:02.66 *1	46	8:54.88	16	10:02.64	50	11:18.59 *1
24	1:14.61	24	2:24.23	24	3:34.82	24	4:46.02	24	5:57.01	19	6:52.99	19	8:02.74	16	8:56.22	50	10:02.98 *1	19	11:33.27
37	1:18.71	10	2:33.22	10	3:45.34	10	4:59.13	10	6:13.29	66	6:59.70	66	8:10.11	19	9:12.67	19	10:22.28	66	11:41.70
10	1:19.75	83	2:34.34	83	3:49.74	83	5:03.29	83	6:15.79	24	7:07.50	24	8:18.32	66	9:20.34	66	10:30.81	24	11:50.96
83	1:21.10	50	2:37.48	50	3:50.75	50	5:04.27	50	6:18.93	10	7:26.89	10	8:36.89	109	9:20.92 *1	109	10:39.46 *1	90	11:57.66 *1
50	1:22.70	90	2:43.80	90	4:01.78	90	5:20.84	90	6:40.84	83	7:27.47	83	8:38.47	90	9:21.44 *1	90	10:39.96 *1	109	11:58.69 *1
90	1:25.50	109	2:45.28	109	4:04.30	109	5:24.26	109	6:44.26	50	7:32.62	50	8:40.62	24	9:29.28	24	10:40.03	16	12:17.40
109	1:26.60																		



BSSO SUPER SCOOTER CHAMPIONSHIP

RESULT - RACE 2

Pl	No	Cl	Name	Machine	Laps	Time	Behind	MPH	Best Lap on	MPH
1	89	6	Ioannis CHITLOGLOU	Vespa 160	10	10:52.30		50.51	1:03.09	3 52.23
2	4	6	Justin PRICE	Lambretta 252	10	10:52.71	0.41	50.48	1:03.87	7 51.59
3	93	6	Steve CONNEELY	Lambretta 200	10	10:52.95	0.65	50.46	1:04.14	4 51.37
4	58	6A	Stephen HAMILTON	Gilera Runner 180	10	11:13.96	21.66	48.89	1:06.32	10 49.68
5	2	6	Steve WRIGHT	Lambretta 252	10	11:18.04	25.74	48.60	1:05.95	2 49.96
6	11	6	Drew DUNCAN	Lambretta 230	10	11:43.61	51.31	46.83	1:08.28	10 48.26
7	98	6	Zack TINGLE	Lambretta 210	10	11:44.48	52.18	46.77	1:08.58	10 48.05
8	74	6	Bob WEST	Lambretta 200	9	10:58.01	1 Lap	45.07	1:10.87	5 46.49
9	83	6	Jeremy CREW	Lambretta 200	9	11:00.97	1 Lap	44.87	1:12.05	2 45.73
10	34	6	Harry SMITH	Vespa 140	9	11:11.45	1 Lap	44.17	1:13.17	2 45.03
11	50	6	Phil HALLAM	Lambretta 200	9	11:12.52	1 Lap	44.10	1:12.89	9 45.21
12	109	6	Paul FITZGERALD	Lambretta 200	9	11:58.95	1 Lap	41.25	1:18.69	7 41.87
13	43	6	Mark HODGETTS	Vespa 140	8	10:52.60	2 Laps	40.39	1:19.63	8 41.38
<u>Not-Classified</u>										
	26		Darren CONNEELY	Lambretta 200	1	1:07.21	DNF	49.03		0 0.00
<u>Fastest Lap</u>										
	89		Ioannis CHITLOGLOU	Vespa 160				50.51	1:03.09	3 52.23

Start Time : 15:36

Three Sisters

12 Jun 21 15:50

Clerk of Course :

Time Issued :

Chief Timekeeper :

THESE RESULTS ARE PROVISIONAL UNTIL THE CONCLUSION OF ANY JUDICIAL AND TECHNICAL MATTERS

HS Sports Timing and Results Systems - Results and Lap Times at www.theresultslive.co.uk

BSSO SUPER SCOOTER CHAMPIONSHIP

LAP TIMES - RACE 2

2	Steve WRIGHT										
Lap	1	2	3	4	5	6	7	8	9	10	
1	1:10.53	1:05.95	1:06.60	1:07.46	1:08.13	1:08.09	1:08.48	1:07.97	1:07.54	1:07.29	
4	Justin PRICE										
Lap	1	2	3	4	5	6	7	8	9	10	
1	1:10.93	1:06.14	1:04.68	1:04.07	1:04.20	1:05.23	1:03.87	1:04.64	1:04.40	1:04.55	
11	Drew DUNCAN										
Lap	1	2	3	4	5	6	7	8	9	10	
1	1:17.57	1:09.76	1:10.13	1:10.24	1:09.51	1:09.89	1:09.23	1:10.08	1:08.92	1:08.28	
26	Darren CONNEELY										
Lap	1	2	3	4	5	6	7	8	9	10	
1	1:07.21										
34	Harry SMITH										
Lap	1	2	3	4	5	6	7	8	9	10	
1	1:19.64	1:13.17	1:13.57	1:14.41	1:14.26	1:14.36	1:14.13	1:13.99	1:13.92		
43	Mark HODGETTS										
Lap	1	2	3	4	5	6	7	8	9	10	
1	1:28.39	1:20.95	1:20.29	1:20.58	1:22.14	1:20.23	1:20.39	1:19.63			
50	Phil HALLAM										
Lap	1	2	3	4	5	6	7	8	9	10	
1	1:21.04	1:13.54	1:12.94	1:13.75	1:15.41	1:14.32	1:15.14	1:13.49	1:12.89		
58	Stephen HAMILTON										
Lap	1	2	3	4	5	6	7	8	9	10	
1	1:11.53	1:06.49	1:06.35	1:06.74	1:07.33	1:07.68	1:07.24	1:07.24	1:07.04	1:06.32	
74	Bob WEST										
Lap	1	2	3	4	5	6	7	8	9	10	
1	1:18.53	1:13.08	1:13.26	1:11.86	1:10.87	1:12.20	1:12.63	1:12.62	1:12.96		
83	Jeremy CREW										
Lap	1	2	3	4	5	6	7	8	9	10	
1	1:19.78	1:12.05	1:13.33	1:12.16	1:12.12	1:12.64	1:13.42	1:12.82	1:12.65		
89	Ioannis CHITLOGLOU										
Lap	1	2	3	4	5	6	7	8	9	10	
1	1:09.92	1:03.94	1:03.09	1:03.77	1:05.32	1:05.34	1:05.12	1:05.20	1:05.68	1:04.92	
93	Steve CONNEELY										
Lap	1	2	3	4	5	6	7	8	9	10	
1	1:09.24	1:05.43	1:04.34	1:04.14	1:05.25	1:04.78	1:04.62	1:05.14	1:05.08	1:04.93	
98	Zack TINGLE										
Lap	1	2	3	4	5	6	7	8	9	10	
1	1:19.04	1:12.80	1:09.22	1:10.09	1:08.83	1:08.90	1:08.95	1:08.70	1:09.37	1:08.58	

109 Paul FITZGERALD

Lap	1	2	3	4	5	6	7	8	9	10
1	1:25.41	1:18.72	1:18.71	1:19.06	1:19.13	1:20.42	1:18.69	1:19.54	1:19.27	

Lap Chart

BSSO SUPER SCOOTER CHAMPIONSHIP - RACE 2

Lap 1		Lap 2		Lap 3		Lap 4		Lap 5		Lap 6		Lap 7		Lap 8		Lap 9		Lap 10	
No	Time	No	Time	No	Time	No	Time	No	Time	No	Time	No	Time	No	Time	No	Time	No	Time
26	1:07.21	89	2:13.86	89	3:16.95	89	4:20.72	89	5:26.04	89	6:31.38	89	7:36.50	89	8:41.70	89	9:47.38	89	10:52.30
93	1:09.24	93	2:14.67	93	3:19.01	93	4:23.15	93	5:28.40	93	6:33.18	93	7:37.80	93	8:42.94	93	9:48.02	43	10:52.60 *2
89	1:09.92	2	2:16.48	4	3:21.75	4	4:25.82	4	5:30.02	4	6:35.25	4	7:39.12	34	8:43.54 *1	4	9:48.16	4	10:52.71
2	1:10.53	4	2:17.07	2	3:23.08	2	4:30.54	43	5:30.21 *1	109	6:41.03 *1	58	7:53.36	4	8:43.76	83	9:48.32 *1	93	10:52.95
4	1:10.93	58	2:18.02	58	3:24.37	58	4:31.11	58	5:38.44	58	6:46.12	2	7:55.24	50	8:46.14 *1	34	9:57.53 *1	74	10:58.01 *1
58	1:11.53	11	2:27.33	11	3:37.46	11	4:47.70	2	5:38.67	2	6:46.76	109	8:01.45 *1	58	9:00.60	50	9:59.63 *1	83	11:00.97 *1
11	1:17.57	74	2:31.61	98	3:41.06	98	4:51.15	11	5:57.21	43	6:52.35 *1	43	8:12.58 *1	2	9:03.21	58	10:07.64	34	11:11.45 *1
74	1:18.53	83	2:31.83	74	3:44.87	74	4:56.73	98	5:59.98	11	7:07.10	11	8:16.33	109	9:20.14 *1	2	10:10.75	50	11:12.52 *1
98	1:19.04	98	2:31.84	83	3:45.16	83	4:57.32	74	6:07.60	98	7:08.88	98	8:17.83	11	9:26.41	11	10:35.33	58	11:13.96
34	1:19.64	34	2:32.81	34	3:46.38	34	5:00.79	83	6:09.44	74	7:19.80	74	8:32.43	98	9:26.53	98	10:35.90	2	11:18.04
83	1:19.78	50	2:34.58	50	3:47.52	50	5:01.27	34	6:15.05	83	7:22.08	83	8:35.50	43	9:32.97 *1	109	10:39.68 *1	11	11:43.61
50	1:21.04	109	2:44.13	109	4:02.84	109	5:21.90	50	6:16.68	34	7:29.41			74	9:45.05			98	11:44.48
109	1:25.41	43	2:49.34	43	4:09.63					50	7:31.00							109	11:58.95 *1
43	1:28.39																		



BSA BANTAM RACING CLUB

RESULT - RACE 3

Pl	No	Cl	Name	Machine	Laps	Time	Behind	MPH	Best Lap on	MPH
1	33	B	Mike POWELL	BSA Bantam 125	8	9:06.93		48.20	1:06.19	4 49.78
2	36	B	Ian SCUTT	BSA Bantam 125	8	9:25.11	18.18	46.65	1:08.37	2 48.19
3	24	B	Joao QUINTANEIRO	BSA Bantam 125	8	9:25.44	18.51	46.62	1:08.38	8 48.19
4	150	B	Rob DUESBURY	BSA Bantam 125	8	9:44.30	37.37	45.11	1:11.28	2 46.23
5	96	B	Andy MOULDEN	BSA Bantam 125	8	10:06.79	59.86	43.44	1:13.83	8 44.63
6	192	B	Ken WRIGHT	BSA Bantam 125	8	10:10.02	1:03.09	43.21	1:14.25	5 44.38
7	163	B	Darren SHELTON	BSA Bantam 125	8	10:23.22	1:16.29	42.30	1:15.94	4 43.39

Fastest Lap

33	Mike POWELL	BSA Bantam 125	1:06.19	4	49.78
----	-------------	----------------	---------	---	-------

Start Time : 15:51

Three Sisters

12 Jun 21 16:02

Clerk of Course :

Time Issued :

Chief Timekeeper :

THESE RESULTS ARE PROVISIONAL UNTIL THE CONCLUSION OF ANY JUDICIAL AND TECHNICAL MATTERS

HS Sports Timing and Results Systems - Results and Lap Times at www.theresultslive.co.uk

BSA BANTAM RACING CLUB

LAP TIMES - RACE 3

24	Joao QUINTANEIRO										
	Lap	1	2	3	4	5	6	7	8	9	10
	1	1:15.75	1:10.41	1:11.06	1:10.49	1:09.75	1:09.50	1:10.10	1:08.38		

33	Mike POWELL										
	Lap	1	2	3	4	5	6	7	8	9	10
	1	1:14.17	1:07.92	1:06.85	1:06.19	1:06.28	1:06.20	1:06.58	1:12.74		

36	Ian SCUTT										
	Lap	1	2	3	4	5	6	7	8	9	10
	1	1:18.52	1:08.37	1:10.47	1:09.72	1:09.89	1:09.53	1:09.94	1:08.67		

96	Andy MOULDEN										
	Lap	1	2	3	4	5	6	7	8	9	10
	1	1:21.39	1:15.91	1:17.51	1:15.87	1:14.04	1:14.33	1:13.91	1:13.83		

150	Rob DUESBURY										
	Lap	1	2	3	4	5	6	7	8	9	10
	1	1:17.12	1:11.28	1:13.13	1:12.99	1:12.69	1:12.56	1:12.09	1:12.44		

163	Darren SHELTON										
	Lap	1	2	3	4	5	6	7	8	9	10
	1	1:23.06	1:16.82	1:16.12	1:15.94	1:17.24	1:17.86	1:18.53	1:17.65		

192	Ken WRIGHT										
	Lap	1	2	3	4	5	6	7	8	9	10
	1	1:24.57	1:15.31	1:15.22	1:15.12	1:14.25	1:14.41	1:14.56	1:16.58		

Lap Chart

BSA BANTAM RACING CLUB - RACE 3

Lap 1		Lap 2		Lap 3		Lap 4		Lap 5		Lap 6		Lap 7		Lap 8		Lap 9		Lap 10	
No	Time	No	Time	No	Time	No	Time	No	Time	No	Time	No	Time	No	Time	No	Time	No	Time
33	1:14.17	33	2:22.09	33	3:28.94	33	4:35.13	33	5:41.41	33	6:47.61	33	7:54.19	33	9:06.93				
24	1:15.75	24	2:26.16	24	3:37.22	36	4:47.08	36	5:56.97	36	7:06.50	36	8:16.44	36	9:25.11				
150	1:17.12	36	2:26.89	36	3:37.36	24	4:47.71	24	5:57.46	24	7:06.96	24	8:17.06	24	9:25.44				
36	1:18.52	150	2:28.40	150	3:41.53	150	4:54.52	150	6:07.21	150	7:19.77	150	8:31.86	150	9:44.30				
96	1:21.39	96	2:37.30	96	3:54.81	192	5:10.22	192	6:24.47	192	7:38.88	96	8:52.96	96	10:06.79				
163	1:23.06	192	2:39.88	192	3:55.10	96	5:10.68	96	6:24.72	96	7:39.05	192	8:53.44	192	10:10.02				
192	1:24.57	163	2:39.88	163	3:56.00	163	5:11.94	163	6:29.18	163	7:47.04	163	9:05.57	163	10:23.22				



BSSO PRODUCTION CHAMPIONSHIP
RESULT - RACE 3

Pl	No	Cl	Name	Machine	Laps	Time	Behind	MPH	Best Lap on	MPH
1	2	P	Graham TATTON	Lambretta 200	10	11:23.45		48.21	1:07.03	9 49.16
2	58	P	Stephen HAMILTON	Lambretta 200	10	11:38.00	14.55	47.21	1:07.85	2 48.56
3	12	P	Jeremy STEELE	Lambretta 200	10	11:49.13	25.68	46.47	1:09.41	5 47.47
4	22	AP	Alex VAN DYKE	Gilera Runner 180	10	11:49.26	25.81	46.46	1:09.78	3 47.22
5	74	P	Bob WEST	Lambretta 200	10	11:59.41	35.96	45.80	1:09.92	3 47.13
6	68	P	Shaun NICKELLS	Lambretta 200	10	12:19.33	55.88	44.57	1:12.07	9 45.72
7	91	P	Simon PALMER	Lambretta 200	10	12:19.91	56.46	44.53	1:12.39	5 45.52
8	34	P	Harry SMITH	Vespa 140	10	12:20.11	56.66	44.52	1:12.15	10 45.67
9	43	P	Mark HODGETTS	Vespa 140	9	11:49.42	1 Lap	41.80	1:16.84	9 42.88
10	88	P	Keiran KEARNEY	Lambretta 200	9	12:19.24	1 Lap	40.12	1:20.62	3 40.87
11	114	P	Wayne BARKER	Lambretta 200	9	12:46.25	1 Lap	38.70	1:23.44	8 39.49

Fastest Lap

2 Graham TATTON Lambretta 200 1:07.03 9 49.16

Start Time : 16:07

Three Sisters

12 Jun 21 16:21

Clerk of Course :

Time Issued :

Chief Timekeeper :

THESE RESULTS ARE PROVISIONAL UNTIL THE CONCLUSION OF ANY JUDICIAL AND TECHNICAL MATTERS

HS Sports Timing and Results Systems - Results and Lap Times at www.theresultslive.co.uk

BSSO PRODUCTION CHAMPIONSHIP

LAP TIMES - RACE 3

2 Graham TATTON

Lap	1	2	3	4	5	6	7	8	9	10
1	1:10.67	1:07.59	1:07.62	1:07.48	1:07.33	1:07.57	1:07.68	1:08.17	1:07.03	1:12.31

12 Jeremy STEELE

Lap	1	2	3	4	5	6	7	8	9	10
1	1:15.43	1:10.12	1:09.73	1:09.96	1:09.41	1:10.17	1:11.06	1:11.82	1:10.87	1:10.56

22 Alex VAN DYKE

Lap	1	2	3	4	5	6	7	8	9	10
1	1:14.75	1:10.10	1:09.78	1:10.07	1:11.06	1:11.10	1:10.85	1:10.13	1:10.95	1:10.47

34 Harry SMITH

Lap	1	2	3	4	5	6	7	8	9	10
1	1:19.39	1:13.76	1:14.72	1:13.12	1:13.92	1:12.97	1:13.35	1:13.90	1:12.83	1:12.15

43 Mark HODGETTS

Lap	1	2	3	4	5	6	7	8	9	10
1	1:23.69	1:18.18	1:19.37	1:17.73	1:18.00	1:18.92	1:19.00	1:17.69	1:16.84	

58 Stephen HAMILTON

Lap	1	2	3	4	5	6	7	8	9	10
1	1:13.00	1:07.85	1:07.90	1:08.42	1:08.66	1:09.57	1:09.70	1:10.97	1:10.44	1:11.49

68 Shaun NICKELLS

Lap	1	2	3	4	5	6	7	8	9	10
1	1:17.99	1:14.17	1:15.31	1:13.19	1:13.53	1:13.41	1:13.29	1:13.64	1:12.07	1:12.73

74 Bob WEST

Lap	1	2	3	4	5	6	7	8	9	10
1	1:17.12	1:10.72	1:09.92	1:10.38	1:10.79	1:11.31	1:11.37	1:11.66	1:12.65	1:13.49

88 Keiran KEARNEY

Lap	1	2	3	4	5	6	7	8	9	10
1	1:24.17	1:22.57	1:20.62	1:20.62	1:21.90	1:21.19	1:21.68	1:22.06	1:24.43	

91 Simon PALMER

Lap	1	2	3	4	5	6	7	8	9	10
1	1:18.94	1:13.64	1:14.19	1:12.96	1:12.39	1:13.62	1:13.27	1:14.09	1:14.38	1:12.43

114 Wayne BARKER

Lap	1	2	3	4	5	6	7	8	9	10
1	1:30.92	1:24.25	1:24.45	1:23.77	1:24.84	1:25.30	1:24.87	1:23.44	1:24.41	

Lap Chart

BSSO PRODUCTION CHAMPIONSHIP - RACE 3

Lap 1		Lap 2		Lap 3		Lap 4		Lap 5		Lap 6		Lap 7		Lap 8		Lap 9		Lap 10	
No	Time	No	Time	No	Time	No	Time	No	Time	No	Time	No	Time	No	Time	No	Time	No	Time
2	1:10.67	2	2:18.26	2	3:25.88	2	4:33.36	2	5:40.69	2	6:48.26	2	7:55.94	2	9:04.11	2	10:11.14	2	11:23.45
58	1:13.00	58	2:20.85	58	3:28.75	58	4:37.17	114	5:43.39 *1	88	6:49.88 *1	58	8:05.10	43	9:14.89 *1	58	10:26.51	58	11:38.00
22	1:14.75	22	2:24.85	22	3:34.63	22	4:44.70	58	5:45.83	58	6:55.40	88	8:11.07 *1	58	9:16.07	43	10:32.58 *1	12	11:49.13
12	1:15.43	12	2:25.55	12	3:35.28	12	4:45.24	12	5:54.65	12	7:04.82	12	8:15.88	12	9:27.70	12	10:38.57	22	11:49.26
74	1:17.12	74	2:27.84	74	3:37.76	74	4:48.14	22	5:55.76	22	7:06.86	22	8:17.71	22	9:27.84	22	10:38.79	43	11:49.42 *1
68	1:17.99	68	2:32.16	91	3:46.77	91	4:59.73	74	5:58.93	114	7:08.23 *1	74	8:21.61	88	9:32.75 *1	74	10:45.92	74	11:59.41
91	1:18.94	91	2:32.58	68	3:47.47	68	5:00.66	91	6:12.12	74	7:10.24	114	8:33.53 *1	74	9:33.27	88	10:54.81 *1	88	12:19.24 *1
34	1:19.39	34	2:33.15	34	3:47.87	34	5:00.99	68	6:14.19	91	7:25.74	91	8:39.01	91	9:53.10	68	11:06.60	68	12:19.33
43	1:23.69	43	2:41.87	43	4:01.24	43	5:18.97	34	6:14.91	68	7:27.60	68	8:40.89	68	9:54.53	91	11:07.48	91	12:19.91
88	1:24.17	88	2:46.74	88	4:07.36	88	5:27.98	43	6:36.97	34	7:27.88	34	8:41.23	34	9:55.13	34	11:07.96	34	12:20.11
114	1:30.92	114	2:55.17	114	4:19.62					43	7:55.89			114	9:58.40 *1	114	11:21.84 *1	114	12:46.25 *1



BSSO STOCK CHAMPIONSHIP RESULT - RACE 3

Pl	No	Cl	Name	Machine	Laps	Time	Behind	MPH	Best Lap on	MPH
1	26	4	Darren CONNEELY	Lambretta 200	6	6:19.85		52.05	1:01.99	3 53.16
2	1	4E	Justin PRICE	Lambretta 200	6	6:33.96	14.11	50.18	1:04.79	4 50.86
3	41	4E	Stuart DAY	Lambretta 200	6	6:37.92	18.07	49.68	1:05.10	3 50.62
4	46	4E	Dave DELANEY	Vespa 140	6	6:38.36	18.51	49.63	1:05.57	3 50.25
5	19	10	Mark SHIRLEY	Piaggio Zip 80	6	6:59.49	39.64	47.13	1:08.63	6 48.01
6	66	10	Anthony MAXWELL	Piaggio Zip 80	6	7:00.00	40.15	47.07	1:08.00	6 48.46
7	24	4	Daz WESTGARTH	Lambretta 200	6	7:03.14	43.29	46.72	1:09.66	4 47.30
8	83	4E	Jeremy CREW	Lambretta 200	6	7:27.60	1:07.75	44.17	1:12.22	4 45.63
9	50	4E	Phil HALLAM	Lambretta 200	6	7:33.25	1:13.40	43.62	1:13.35	4 44.92
10	90	4E	Andy WALKER	Lambretta 200	5	6:37.00	1 Lap	41.50	1:18.39	3 42.03
11	109	4E	Paul FITZGERALD	Lambretta 200	5	6:39.29	1 Lap	41.26	1:18.28	5 42.09

Fastest Lap

26 Darren CONNEELY Lambretta 200 1:01.99 3 53.16

Start Time : 16:37

Three Sisters

12 Jun 21 16:45

Clerk of Course :

Time Issued :

Chief Timekeeper :

THESE RESULTS ARE PROVISIONAL UNTIL THE CONCLUSION OF ANY JUDICIAL AND TECHNICAL MATTERS

HS Sports Timing and Results Systems - Results and Lap Times at www.theresultslive.co.uk

BSSO STOCK CHAMPIONSHIP

LAP TIMES - RACE 3

1	Justin PRICE									
Lap	1	2	3	4	5	6	7	8	9	10
1		2:12.96	1:05.35	1:04.79	1:05.60	1:05.26				

19	Mark SHIRLEY									
Lap	1	2	3	4	5	6	7	8	9	10
1		2:21.73	1:09.62	1:09.84	1:09.67	1:08.63				

24	Daz WESTGARTH									
Lap	1	2	3	4	5	6	7	8	9	10
1		2:21.29	1:09.86	1:09.66	1:11.55	1:10.78				

26	Darren CONNEELY									
Lap	1	2	3	4	5	6	7	8	9	10
1		2:09.03	1:01.99	1:02.78	1:03.41	1:02.64				

41	Stuart DAY									
Lap	1	2	3	4	5	6	7	8	9	10
1		2:14.32	1:05.10	1:06.46	1:06.11	1:05.93				

46	Dave DELANEY									
Lap	1	2	3	4	5	6	7	8	9	10
1		2:14.50	1:05.57	1:05.87	1:05.65	1:06.77				

50	Phil HALLAM									
Lap	1	2	3	4	5	6	7	8	9	10
1		2:35.02	1:15.28	1:13.35	1:14.35	1:15.25				

66	Anthony MAXWELL									
Lap	1	2	3	4	5	6	7	8	9	10
1		2:22.93	1:09.29	1:09.52	1:10.26	1:08.00				

83	Jeremy CREW									
Lap	1	2	3	4	5	6	7	8	9	10
1		2:35.12	1:13.58	1:12.22	1:12.63	1:14.05				


90	Andy WALKER									
Lap	1	2	3	4	5	6	7	8	9	10
1		2:39.71	1:18.39	1:19.55	1:19.35					

109	Paul FITZGERALD									
Lap	1	2	3	4	5	6	7	8	9	10
1		2:43.65	1:18.45	1:18.91	1:18.28					

Lap Chart

BSSO STOCK CHAMPIONSHIP - RACE 3

Lap 1		Lap 2		Lap 3		Lap 4		Lap 5		Lap 6		Lap 7		Lap 8		Lap 9		Lap 10	
No	Time	No	Time	No	Time	No	Time	No	Time	No	Time	No	Time	No	Time	No	Time	No	Time
		26	2:09.03	26	3:11.02	26	4:13.80	26	5:17.21	26	6:19.85								
		1	2:12.96	1	3:18.31	1	4:23.10	90	5:17.65 *1	1	6:33.96								
		41	2:14.32	41	3:19.42	41	4:25.88	109	5:21.01 *1	90	6:37.00 *1								
		46	2:14.50	46	3:20.07	46	4:25.94	1	5:28.70	41	6:37.92								
		24	2:21.29	24	3:31.15	24	4:40.81	46	5:31.59	46	6:38.36								
		19	2:21.73	19	3:31.35	19	4:41.19	41	5:31.99	109	6:39.29 *1								
		66	2:22.93	66	3:32.22	66	4:41.74	19	5:50.86	19	6:59.49								
		50	2:35.02	83	3:48.70	83	5:00.92	66	5:52.00	66	7:00.00								
		83	2:35.12	50	3:50.30	50	5:03.65	24	5:52.36	24	7:03.14								
		90	2:39.71	90	3:58.10			83	6:13.55	83	7:27.60								
		109	2:43.65	109	4:02.10			50	6:18.00	50	7:33.25								



BSA BANTAM RACING CLUB
RESULT - RACE 4

Pl	No	Cl	Name	Machine	Laps	Time	Behind	MPH	Best Lap on	MPH
1	33	B	Mike POWELL	BSA Bantam 125	8	9:00.07		48.81	1:05.37	2 50.41
2	24	B	Joao QUINTANEIRO	BSA Bantam 125	8	9:24.25	24.18	46.72	1:08.87	8 47.84
3	150	B	Rob DUESBURY	BSA Bantam 125	8	9:27.13	27.06	46.48	1:09.13	6 47.66
4	192	B	Ken WRIGHT	BSA Bantam 125	8	10:06.32	1:06.25	43.48	1:14.78	8 44.06
<u>Not-Classified</u>										
	36		Ian SCUTT	BSA Bantam 125	2	2:36.86	DNF	42.01	1:11.32	2 46.20
	163		Darren SHELTON	BSA Bantam 125	0		Starter			
	79		Carl COOMBS	BSA Bantam 125	0		Starter			
	96		Andy MOULDEN	BSA Bantam 125	0		Starter			
<u>Fastest Lap</u>										
	33		Mike POWELL	BSA Bantam 125					1:05.37	2 50.41

Start Time : 16:48

Three Sisters

12 Jun 21 16:59

Clerk of Course :

Time Issued :

Chief Timekeeper :

THESE RESULTS ARE PROVISIONAL UNTIL THE CONCLUSION OF ANY JUDICIAL AND TECHNICAL MATTERS

HS Sports Timing and Results Systems - Results and Lap Times at www.theresultslive.co.uk

BSA BANTAM RACING CLUB

LAP TIMES - RACE 4

24	Joao QUINTANEIRO										
	Lap	1	2	3	4	5	6	7	8	9	10
	1	1:15.88	1:10.40	1:10.62	1:09.45	1:10.64	1:09.12	1:09.27	1:08.87		

33	Mike POWELL										
	Lap	1	2	3	4	5	6	7	8	9	10
	1	1:13.38	1:05.37	1:05.78	1:06.96	1:07.87	1:06.26	1:06.79	1:07.66		

36	Ian SCUTT										
	Lap	1	2	3	4	5	6	7	8	9	10
	1	1:25.54	1:11.32								

150	Rob DUESBURY										
	Lap	1	2	3	4	5	6	7	8	9	10
	1	1:15.65	1:11.03	1:09.41	1:10.55	1:09.82	1:09.13	1:11.08	1:10.46		

192	Ken WRIGHT										
	Lap	1	2	3	4	5	6	7	8	9	10
	1	1:20.61	1:14.82	1:14.95	1:15.26	1:15.90	1:15.03	1:14.97	1:14.78		

Lap Chart

BSA BANTAM RACING CLUB - RACE 4

Lap 1		Lap 2		Lap 3		Lap 4		Lap 5		Lap 6		Lap 7		Lap 8		Lap 9		Lap 10	
No	Time	No	Time	No	Time	No	Time	No	Time	No	Time	No	Time	No	Time	No	Time	No	Time
33	1:13.38	33	2:18.75	33	3:24.53	33	4:31.49	33	5:39.36	33	6:45.62	33	7:52.41	33	9:00.07				
150	1:15.65	24	2:26.28	150	3:36.09	24	4:46.35	150	5:56.46	150	7:05.59	24	8:15.38	24	9:24.25				
24	1:15.88	150	2:26.68	24	3:36.90	150	4:46.64	24	5:56.99	24	7:06.11	150	8:16.67	150	9:27.13				
192	1:20.61	192	2:35.43	192	3:50.38	192	5:05.64	192	6:21.54	192	7:36.57	192	8:51.54	192	10:06.32				
36	1:25.54	36	2:36.86																



BSSO SUPER SCOOTER CHAMPIONSHIP

RESULT - RACE 3

Pl	No	Cl	Name	Machine	Laps	Time	Behind	MPH	Best Lap on	MPH
1	26	6	Darren CONNEELY	Lambretta 200	9	9:30.56		51.98	1:02.37	3 52.83
2	4	6	Justin PRICE	Lambretta 252	9	9:58.56	28.00	49.55	1:04.01	3 51.48
3	58	6A	Stephen HAMILTON	Gilera Runner 180	9	10:10.20	39.64	48.60	1:06.82	3 49.31
4	2	6	Steve WRIGHT	Lambretta 252	9	10:16.33	45.77	48.12	1:07.27	2 48.98
5	36	6A	Mark SHIRLEY	Piaggio Zip 80	9	10:20.23	49.67	47.81	1:07.31	8 48.95
6	16	6	Tom SHAW	Lambretta 200	9	10:21.04	50.48	47.75	1:07.27	9 48.98
7	98	6	Zack TINGLE	Lambretta 210	9	10:26.87	56.31	47.31	1:07.72	8 48.66
8	66	6A	Anthony MAXWELL	Piaggio Zip 80	9	10:27.47	56.91	47.26	1:08.48	8 48.12
9	74	6	Bob WEST	Lambretta 200	8	9:47.42	1 Lap	44.88	1:11.40	3 46.15
10	50	6	Phil HALLAM	Lambretta 200	8	9:57.29	1 Lap	44.13	1:12.74	3 45.30
11	34	6	Harry SMITH	Vespa 140	8	9:58.13	1 Lap	44.07	1:13.23	3 45.00
12	109	6	Paul FITZGERALD	Lambretta 200	8	10:34.98	1 Lap	41.51	1:17.04	2 42.77
13	43	6	Mark HODGETTS	Vespa 140	7	9:45.99	2 Laps	39.36	1:21.49	3 40.44
<u>Not-Classified</u>										
	83		Jeremy CREW	Lambretta 200	3	3:42.41	DNF	44.45	1:11.32	2 46.20
	89		Ioannis CHITLOGLOU	Vespa 160	0		Starter			
	93		Steve CONNEELY	Lambretta 200	0		Starter			
<u>Fastest Lap</u>										
	26		Darren CONNEELY	Lambretta 200					1:02.37	3 52.83

Start Time : 17:03

Three Sisters

12 Jun 21 17:15

Clerk of Course :

Time Issued :

Chief Timekeeper :

THESE RESULTS ARE PROVISIONAL UNTIL THE CONCLUSION OF ANY JUDICIAL AND TECHNICAL MATTERS

HS Sports Timing and Results Systems - Results and Lap Times at www.theresultslive.co.uk

BSSO SUPER SCOOTER CHAMPIONSHIP

LAP TIMES - RACE 3

2	Steve WRIGHT										
	Lap	1	2	3	4	5	6	7	8	9	10
	1	1:11.13	1:07.27	1:07.54	1:08.04	1:08.05	1:08.05	1:08.71	1:09.06	1:08.48	
4	Justin PRICE										
	Lap	1	2	3	4	5	6	7	8	9	10
	1	1:11.24	1:05.81	1:04.01	1:04.41	1:05.53	1:08.33	1:06.59	1:07.06	1:05.58	
16	Tom SHAW										
	Lap	1	2	3	4	5	6	7	8	9	10
	1	1:16.23	1:08.49	1:08.09	1:08.20	1:08.51	1:08.24	1:07.47	1:08.54	1:07.27	
26	Darren CONNEELY										
	Lap	1	2	3	4	5	6	7	8	9	10
	1	1:06.40	1:02.98	1:02.37	1:02.80	1:03.72	1:02.63	1:04.10	1:02.51	1:03.05	
34	Harry SMITH										
	Lap	1	2	3	4	5	6	7	8	9	10
	1	1:20.82	1:14.13	1:13.23	1:14.61	1:13.76	1:13.78	1:14.45	1:13.35		
36	Mark SHIRLEY										
	Lap	1	2	3	4	5	6	7	8	9	10
	1	1:13.75	1:08.28	1:08.31	1:08.77	1:08.70	1:09.62	1:07.76	1:07.31	1:07.73	
43	Mark HODGETTS										
	Lap	1	2	3	4	5	6	7	8	9	10
	1	1:30.58	1:23.07	1:21.49	1:23.22	1:22.81	1:21.62	1:23.20			
50	Phil HALLAM										
	Lap	1	2	3	4	5	6	7	8	9	10
	1	1:21.32	1:13.27	1:12.74	1:14.69	1:15.77	1:13.53	1:12.93	1:13.04		
58	Stephen HAMILTON										
	Lap	1	2	3	4	5	6	7	8	9	10
	1	1:11.72	1:06.97	1:06.82	1:06.86	1:07.19	1:07.80	1:07.28	1:06.85	1:08.71	
66	Anthony MAXWELL										
	Lap	1	2	3	4	5	6	7	8	9	10
	1	1:15.08	1:09.17	1:09.17	1:08.87	1:08.90	1:09.66	1:08.96	1:08.48	1:09.18	
74	Bob WEST										
	Lap	1	2	3	4	5	6	7	8	9	10
	1	1:18.07	1:12.08	1:11.40	1:12.66	1:13.53	1:13.57	1:12.82	1:13.29		
83	Jeremy CREW										
	Lap	1	2	3	4	5	6	7	8	9	10
	1	1:19.52	1:11.32	1:11.57							
98	Zack TINGLE										
	Lap	1	2	3	4	5	6	7	8	9	10
	1	1:15.98	1:10.28	1:08.89	1:08.23	1:09.85	1:07.83	1:08.79	1:07.72	1:09.30	

109 Paul FITZGERALD

Lap	1	2	3	4	5	6	7	8	9	10
1	1:26.28	1:17.04	1:18.13	1:18.25	1:19.15	1:18.23	1:19.01	1:18.89		

Lap Chart

BSSO SUPER SCOOTER CHAMPIONSHIP - RACE 3

Lap 1		Lap 2		Lap 3		Lap 4		Lap 5		Lap 6		Lap 7		Lap 8		Lap 9		Lap 10	
No	Time	No	Time	No	Time	No	Time	No	Time	No	Time	No	Time	No	Time	No	Time	No	Time
26	1:06.40	26	2:09.38	26	3:11.75	26	4:14.55	26	5:18.27	26	6:20.90	26	7:25.00	26	8:27.51	26	9:30.56		
2	1:11.13	4	2:17.05	4	3:21.06	43	4:15.14 *1	109	5:19.70 *1	109	6:38.85 *1	34	7:30.33 *1	74	8:34.13 *1	43	9:45.99 *2		
4	1:11.24	2	2:18.40	58	3:25.51	4	4:25.47	4	5:31.00	4	6:39.33	50	7:31.32 *1	50	8:44.25 *1	74	9:47.42 *1		
58	1:11.72	58	2:18.69	2	3:25.94	58	4:32.37	43	5:38.36 *1	58	6:47.36	4	7:45.92	34	8:44.78 *1	50	9:57.29 *1		
36	1:13.75	36	2:22.03	36	3:30.34	2	4:33.98	58	5:39.56	2	6:50.08	58	7:54.64	4	8:52.98	34	9:58.13 *1		
66	1:15.08	66	2:24.25	16	3:32.81	36	4:39.11	2	5:42.03	36	6:57.43	109	7:57.08 *1	58	9:01.49	4	9:58.56		
98	1:15.98	16	2:24.72	66	3:33.42	16	4:41.01	36	5:47.81	16	6:57.76	2	7:58.79	2	9:07.85	58	10:10.20		
16	1:16.23	98	2:26.26	98	3:35.15	66	4:42.29	16	5:49.52	66	7:00.85	36	8:05.19	36	9:12.50	2	10:16.33		
74	1:18.07	74	2:30.15	74	3:41.55	98	4:43.38	66	5:51.19	98	7:01.06	16	8:05.23	16	9:13.77	36	10:20.23		
83	1:19.52	83	2:30.84	83	3:42.41	74	4:54.21	98	5:53.23	43	7:01.17 *1	66	8:09.81	109	9:16.09 *1	16	10:21.04		
34	1:20.82	50	2:34.59	50	3:47.33	50	5:02.02	74	6:07.74	74	7:21.31	98	8:09.85	98	9:17.57	98	10:26.87		
50	1:21.32	34	2:34.95	34	3:48.18	34	5:02.79	34	6:16.55			43	8:22.79 *1	66	9:18.29	66	10:27.47		
109	1:26.28	109	2:43.32	109	4:01.45			50	6:17.79							109	10:34.98 *1		
43	1:30.58	43	2:53.65																