

BRITISH HISTORIC RACING

ACU BRITISH SUPER SCOOTER CHAMPIONSHIP

RESULT - RACE 15

Pl	No	Evt	Name	Machine	Laps	Time	Behind	MPH	Best Lap on	MPH
1	4	6	Justin PRICE	Lambretta GP230	9	11:32.22		70.21	1:14.15	2 72.83
2	2	6	Stephen WRIGHT	Lambretta DSC RB 200	9	11:58.22	26.00	67.67	1:17.92	1 69.30
3	30	6a	Chris COOK	Piaggio Zip SP 78	9	11:59.78	27.56	67.52	1:17.63	3 69.56
4	11	6	Drew DUNCAN	Lambretta GP245	9	12:14.14	41.92	66.20	1:19.57	9 67.86
5	41	6	Stuart DAY	Lambretta GP 230	9	12:15.02	42.80	66.12	1:19.88	9 67.60
6	98	6	Zack TINGLE	Lambretta DL200	9	12:19.87	47.65	65.69	1:19.09	9 68.28
7	19	6	Mark SHIRLEY	Piaggio SP Zip 77	8	11:47.48	1 Lap	61.06	1:25.41	2 63.22
8	74	6	Bob WEST	Lambretta SRP Taffspee	8	12:12.85	1 Lap	58.95	1:29.30	8 60.47
9	50	6	Phil HALLAM	Lambretta GP200	8	12:13.76	1 Lap	58.87	1:28.41	4 61.08
10	34	6	Harry SMITH	Vespa PK 132	8	12:43.27	1 Lap	56.60	1:33.67	3 57.65
11	66	6	Anthony MAXWELL	Piaggio Zip SP 77	8	12:47.47	1 Lap	56.29	1:33.81	7 57.56
Not-Classified										
22	6		Alex VANDYKE	Gilera Runner 125	7	11:10.65	DNF	56.36	1:23.03	4 65.04
16	6		Tom SHAW	Lambretta DL200	6	8:28.98	DNF	63.66	1:21.61	5 66.17
58	6a		Stephen HAMILTON	Gilera Runner - Team DS	4	5:20.26	DNF	67.45	1:17.60	2 69.59
83	6		Jeremy CREW	Lambretta GP150	2	3:17.59	DNF	54.66	1:34.40	2 57.20
89	6		Ioannis CHITOGLOU	Vespa Hornet PK 184	1	1:27.03	DNF	62.05	1:19.91	1 67.58
36	6a		Nikita McNALLY	Piaggio Zip 94	1	1:27.15	DNF	61.96	1:20.35	1 67.21

Fastest Lap

4 6 Justin PRICE Lambretta GP230 1:14.15 2 72.83

Start Time : 10:51

Darley Moor

16 May 21 11:07


Clerk of Course :

Time Issued :

Chief Timekeeper : Graham Marshall

THESE RESULTS ARE PROVISIONAL UNTIL THE CONCLUSION OF ANY JUDICIAL AND TECHNICAL MATTERS

HS Sports Timing and Results Systems - Results and Lap Times at www.theresultslive.co.uk



BRITISH HISTORIC RACING

RESULT - RACE 15

EVENT 6

PI	No	Evt	Name	Machine	Laps	Time	MPH	Best Lap on	MPH
1	4	6	Justin PRICE	Lambretta GP230	9	11:32.22	70.21	1:14.15	2 72.83
2	2	6	Stephen WRIGHT	Lambretta DSC RB 200	9	11:58.22	67.67	1:17.92	1 69.30
3	11	6	Drew DUNCAN	Lambretta GP245	9	12:14.14	66.20	1:19.57	9 67.86
4	41	6	Stuart DAY	Lambretta GP 230	9	12:15.02	66.12	1:19.88	9 67.60
5	98	6	Zack TINGLE	Lambretta DL200	9	12:19.87	65.69	1:19.09	9 68.28
6	19	6	Mark SHIRLEY	Piaggio SP Zip 77	8	11:47.48	61.06	1:25.41	2 63.22
7	74	6	Bob WEST	Lambretta SRP Taffspee	8	12:12.85	58.95	1:29.30	8 60.47
8	50	6	Phil HALLAM	Lambretta GP200	8	12:13.76	58.87	1:28.41	4 61.08
9	34	6	Harry SMITH	Vespa PK 132	8	12:43.27	56.60	1:33.67	3 57.65
10	66	6	Anthony MAXWELL	Piaggio Zip SP 77	8	12:47.47	56.29	1:33.81	7 57.56
Not-Classified									
	22	6	Alex VANDYKE	Gilera Runner 125	7	11:10.65	DNF	56.36	1:23.03 4 65.04
	16	6	Tom SHAW	Lambretta DL200	6	8:28.98	DNF	63.66	1:21.61 5 66.17
	83	6	Jeremy CREW	Lambretta GP150	2	3:17.59	DNF	54.66	1:34.40 2 57.20
	89	6	Ioannis CHITOGLOU	Vespa Hornet PK 184	1	1:27.03	DNF	62.05	1:19.91 1 67.58

Fastest Lap

4 6 Justin PRICE Lambretta GP230 1:14.15 2 72.83

EVENT 6a

PI	No	Evt	Name	Machine	Laps	Time	MPH	Best Lap on	MPH
1	30	6a	Chris COOK	Piaggio Zip SP 78	9	11:59.78	67.52	1:17.63	3 69.56
Not-Classified									
	58	6a	Stephen HAMILTON	Gilera Runner - Team DS	4	5:20.26	DNF	67.45	1:17.60 2 69.59
	36	6a	Nikita McNALLY	Piaggio Zip 94	1	1:27.15	DNF	61.96	1:20.35 1 67.21

Fastest Lap

58 6a Stephen HAMILTON Gilera Runner - Team DS 1:17.60 2 69.59

Start Time : 10:51

Darley Moor

16 May 21 11:07

Clerk of Course :

Time Issued :

Chief Timekeeper : Graham Marshall

THESE RESULTS ARE PROVISIONAL UNTIL THE CONCLUSION OF ANY JUDICIAL AND TECHNICAL MATTERS


HS Sports Timing and Results Systems - Results and Lap Times at www.theresultslive.co.uk



ACU BRITISH SUPER SCOOTER CHAMPIONSHIP

LAP TIMES - RACE 15

2	Stephen WRIGHT										
Lap	1	2	3	4	5	6	7	8	9	10	
1	1:17.92	1:18.00	1:17.92	1:19.86	1:19.64	1:19.25	1:20.08	1:19.97	1:19.10		
4	Justin PRICE										
Lap	1	2	3	4	5	6	7	8	9	10	
1	1:15.63	1:14.15	1:14.67	1:16.00	1:15.72	1:15.80	1:15.69	1:17.73	1:20.43		
11	Drew DUNCAN										
Lap	1	2	3	4	5	6	7	8	9	10	
1	1:23.03	1:21.77	1:21.16	1:21.21	1:20.51	1:19.59	1:19.89	1:20.20	1:19.57		
16	Tom SHAW										
Lap	1	2	3	4	5	6	7	8	9	10	
1	1:26.67	1:23.77	1:21.87	1:23.22	1:21.61	1:23.27					
19	Mark SHIRLEY										
Lap	1	2	3	4	5	6	7	8	9	10	
1	1:28.04	1:25.41	1:26.78	1:27.86	1:28.44	1:28.38	1:27.04	1:27.72			
22	Alex VANDYKE										
Lap	1	2	3	4	5	6	7	8	9	10	
1	1:26.41	1:24.68	1:23.20	1:23.03	1:58.47	1:49.11	1:38.39				
30	Chris COOK										
Lap	1	2	3	4	5	6	7	8	9	10	
1	1:20.31	1:23.38	1:17.63	1:18.02	1:17.93	1:18.97	1:19.72	1:18.76	1:17.79		
34	Harry SMITH										
Lap	1	2	3	4	5	6	7	8	9	10	
1	1:34.39	1:34.45	1:33.67	1:33.96	1:34.03	1:34.60	1:35.17	1:34.46			
36	Nikita McNALLY										
Lap	1	2	3	4	5	6	7	8	9	10	
1	1:20.35										
41	Stuart DAY										
Lap	1	2	3	4	5	6	7	8	9	10	
1	1:21.78	1:20.73	1:20.12	1:21.50	1:22.13	1:21.65	1:19.99	1:20.10	1:19.88		
50	Phil HALLAM										
Lap	1	2	3	4	5	6	7	8	9	10	
1	1:33.93	1:33.37	1:30.19	1:28.41	1:30.95	1:28.91	1:30.57	1:28.94			
58	Stephen HAMILTON										
Lap	1	2	3	4	5	6	7	8	9	10	
1	1:18.87	1:17.60	1:17.91	1:19.19							
66	Anthony MAXWELL										
Lap	1	2	3	4	5	6	7	8	9	10	
1	1:36.63	1:34.06	1:34.38	1:35.00	1:34.67	1:34.41	1:33.81	1:35.77			



74 Bob WEST

Lap	1	2	3	4	5	6	7	8	9	10
1	1:33.68	1:31.12	1:29.85	1:29.42	1:30.87	1:30.40	1:29.67	1:29.30		

83 Jeremy CREW

Lap	1	2	3	4	5	6	7	8	9	10
1	1:34.50	1:34.40								

89 Ioannis CHITOGLOU


Lap	1	2	3	4	5	6	7	8	9	10
1	1:19.91									

98 Zack TINGLE

Lap	1	2	3	4	5	6	7	8	9	10
1	1:26.35	1:23.42	1:21.42	1:21.27	1:19.73	1:20.33	1:19.14	1:21.27	1:19.09	

ACU BRITISH SUPER SCOOTER CHAMPIONSHIP - RACE 15

Lap 1		Lap 2		Lap 3		Lap 4		Lap 5		Lap 6		Lap 7		Lap 8		Lap 9		Lap 10	
No	Time	No	Time	No	Time	No	Time	No	Time	No	Time	No	Time	No	Time	No	Time	No	Time
4	1:22.03	4	2:36.18	4	3:50.85	4	5:06.85	4	6:22.57	4	7:38.37	4	8:54.06	4	10:11.79	4	11:32.22		
2	1:24.40	2	2:42.40	2	4:00.32	2	5:20.18	34	6:25.01 *1	22	7:43.15 *1	74	9:13.88 *1	19	10:19.76 *1	19	11:47.48 *1		
58	1:25.56	58	2:43.16	58	4:01.07	58	5:20.26	66	6:28.81 *1	74	7:43.48 *1	50	9:14.25 *1	2	10:39.12	2	11:58.22		
89	1:27.03	41	2:49.65	30	4:08.59	30	5:26.61	2	6:39.82	50	7:45.34 *1	2	9:19.15	30	10:41.99	30	11:59.78		
36	1:27.15	30	2:50.96	41	4:09.77	41	5:31.27	30	6:44.54	34	7:59.04 *1	30	9:23.23	74	10:43.55 *1	74	12:12.85 *1		
30	1:27.58	11	2:52.01	11	4:13.17	11	5:34.38	41	6:53.40	2	7:59.07	22	9:32.26 *1	50	10:44.82 *1	50	12:13.76 *1		
41	1:28.92	98	2:57.62	98	4:19.04	98	5:40.31	11	6:54.89	66	8:03.48 *1	34	9:33.64 *1	11	10:54.57	11	12:14.14		
11	1:30.24	22	2:58.45	16	4:20.88	16	5:44.10	98	7:00.04	30	8:03.51	11	9:34.37	41	10:55.14	41	12:15.02		
22	1:33.77	16	2:59.01	22	4:21.65	22	5:44.68	16	7:05.71	11	8:14.48	41	9:35.04	98	11:00.78	98	12:19.87		
98	1:34.20	19	3:01.26	19	4:28.04	19	5:55.90	19	7:24.34	41	8:15.05	66	9:37.89 *1	34	11:08.81 *1	34	12:43.27 *1		
16	1:35.24	74	3:13.34	74	4:43.19	74	6:12.61			98	8:20.37	98	9:39.51	22	11:10.65 *1	66	12:47.47 *1		
19	1:35.85	50	3:15.79	50	4:45.98	50	6:14.39			16	8:28.98			66	11:11.70 *1				
74	1:42.22	34	3:17.38	34	4:51.05					19	8:52.72								
50	1:42.42	83	3:17.59	66	4:53.81														
34	1:42.93	66	3:19.43																
83	1:43.19																		
66	1:45.37																		



BRITISH HISTORIC RACING

ACU BRITISH SUPER SCOOTER CHAMPIONSHIP

RESULT - RACE 24

Pl	No	Evt	Name	Machine	Laps	Time	Behind	MPH	Best Lap on	MPH
1	4	6	Justin PRICE	Lambretta GP230	6	7:34.77		71.24	1:13.45	3 73.52
2	2	6	Stephen WRIGHT	Lambretta DSC RB 200	6	7:36.80	2.03	70.93	1:14.10	3 72.87
3	58	6a	Stephen HAMILTON	Gilera Runner - Team DS	6	7:53.76	18.99	68.39	1:16.91	2 70.21
4	30	6a	Chris COOK	Piaggio Zip SP 78	6	7:54.95	20.18	68.22	1:17.22	3 69.93
5	11	6	Drew DUNCAN	Lambretta GP245	6	8:06.81	32.04	66.56	1:19.12	2 68.25
6	41	6	Stuart DAY	Lambretta GP 200	6	8:11.16	36.39	65.97	1:18.86	6 68.48
7	98	6	Zack TINGLE	Lambretta DL200	6	8:12.46	37.69	65.79	1:19.77	6 67.69
8	19	6	Mark SHIRLEY	Piaggio SP Zip 77	6	8:36.13	1:01.36	62.77	1:22.86	2 65.17
9	74	6	Bob WEST	Lambretta SRP Taffspee	6	9:02.68	1:27.91	59.70	1:28.78	3 60.82
10	36	6a	Nikita McNALLY	Piaggio Zip 94	5	7:35.48	1 Lap	59.28	1:21.44	2 66.31
11	50	6	Phil HALLAM	Lambretta GP200	5	7:37.60	1 Lap	59.00	1:28.47	2 61.04
12	83	6	Jeremy CREW	Lambretta GP150	5	7:38.74	1 Lap	58.86	1:29.04	3 60.65
13	66	6	Anthony MAXWELL	Piaggio Zip SP 77	5	7:53.02	1 Lap	57.08	1:32.40	5 58.44
14	34	6	Harry SMITH	Vespa PK 132	5	8:11.26	1 Lap	54.96	1:34.54	5 57.12
<u>Not-Classified</u>										
	16	6	Tom SHAW	Lambretta DL200	1	1:43.17	DNF	52.34	1:32.10	1 58.63
<u>Fastest Lap</u>										
	4	6	Justin PRICE	Lambretta GP230					1:13.45	3 73.52

Start Time : 14:01

Darley Moor

16 May 21 14:13

Clerk of Course :

Time Issued :

Chief Timekeeper : Graham Marshall

THESE RESULTS ARE PROVISIONAL UNTIL THE CONCLUSION OF ANY JUDICIAL AND TECHNICAL MATTERS

HS Sports Timing and Results Systems - Results and Lap Times at www.theresultslive.co.uk



BRITISH HISTORIC RACING

RESULT - RACE 24

EVENT 6

PI	No	Evt	Name	Machine	Laps	Time	MPH	Best Lap on	MPH
1	4	6	Justin PRICE	Lambretta GP230	6	7:34.77	71.24	1:13.45	3 73.52
2	2	6	Stephen WRIGHT	Lambretta DSC RB 200	6	7:36.80	70.93	1:14.10	3 72.87
3	11	6	Drew DUNCAN	Lambretta GP245	6	8:06.81	66.56	1:19.12	2 68.25
4	41	6	Stuart DAY	Lambretta GP 200	6	8:11.16	65.97	1:18.86	6 68.48
5	98	6	Zack TINGLE	Lambretta DL200	6	8:12.46	65.79	1:19.77	6 67.69
6	19	6	Mark SHIRLEY	Piaggio SP Zip 77	6	8:36.13	62.77	1:22.86	2 65.17
7	74	6	Bob WEST	Lambretta SRP Taffspee	6	9:02.68	59.70	1:28.78	3 60.82
8	50	6	Phil HALLAM	Lambretta GP200	5	7:37.60	59.00	1:28.47	2 61.04
9	83	6	Jeremy CREW	Lambretta GP150	5	7:38.74	58.86	1:29.04	3 60.65
10	66	6	Anthony MAXWELL	Piaggio Zip SP 77	5	7:53.02	57.08	1:32.40	5 58.44
11	34	6	Harry SMITH	Vespa PK 132	5	8:11.26	54.96	1:34.54	5 57.12

Not-Classified

16	6	6	Tom SHAW	Lambretta DL200	1	1:43.17	DNF	52.34	1:32.10	1 58.63
----	---	---	----------	-----------------	---	---------	-----	-------	---------	---------

Fastest Lap

4	6	6	Justin PRICE	Lambretta GP230				1:13.45	3 73.52
---	---	---	--------------	-----------------	--	--	--	---------	---------

EVENT 6a

PI	No	Evt	Name	Machine	Laps	Time	MPH	Best Lap on	MPH
1	58	6a	Stephen HAMILTON	Gilera Runner - Team DS	6	7:53.76	68.39	1:16.91	2 70.21
2	30	6a	Chris COOK	Piaggio Zip SP 78	6	7:54.95	68.22	1:17.22	3 69.93
3	36	6a	Nikita McNALLY	Piaggio Zip 94	5	7:35.48	59.28	1:21.44	2 66.31

Fastest Lap

58	6a	6a	Stephen HAMILTON	Gilera Runner - Team DS				1:16.91	2 70.21
----	----	----	------------------	-------------------------	--	--	--	---------	---------

Start Time : 14:01

Darley Moor

16 May 21 14:13

Clerk of Course :

Time Issued :

Chief Timekeeper : Graham Marshall

THESE RESULTS ARE PROVISIONAL UNTIL THE CONCLUSION OF ANY JUDICIAL AND TECHNICAL MATTERS


HS Sports Timing and Results Systems - Results and Lap Times at www.theresultslive.co.uk



ACU BRITISH SUPER SCOOTER CHAMPIONSHIP

LAP TIMES - RACE 24

2	Stephen WRIGHT										
Lap	1	2	3	4	5	6	7	8	9	10	
1	1:16.24	1:15.28	1:14.10	1:14.35	1:14.95	1:15.65					
4	Justin PRICE										
Lap	1	2	3	4	5	6	7	8	9	10	
1	1:15.76	1:14.73	1:13.45	1:13.96	1:14.54	1:15.44					
11	Drew DUNCAN										
Lap	1	2	3	4	5	6	7	8	9	10	
1	1:21.79	1:19.12	1:19.87	1:19.52	1:19.65	1:19.51					
16	Tom SHAW										
Lap	1	2	3	4	5	6	7	8	9	10	
1	1:32.10										
19	Mark SHIRLEY										
Lap	1	2	3	4	5	6	7	8	9	10	
1	1:24.39	1:22.86	1:23.61	1:25.57	1:26.01	1:26.23					
30	Chris COOK										
Lap	1	2	3	4	5	6	7	8	9	10	
1	1:19.33	1:17.23	1:17.22	1:18.59	1:17.47	1:18.23					
34	Harry SMITH										
Lap	1	2	3	4	5	6	7	8	9	10	
1	1:36.30	1:36.11	1:37.36	1:38.36	1:34.54						
36	Nikita McNALLY										
Lap	1	2	3	4	5	6	7	8	9	10	
1	1:22.74	1:21.44	1:33.13	1:40.01	1:31.11						
41	Stuart DAY										
Lap	1	2	3	4	5	6	7	8	9	10	
1	1:22.55	1:21.03	1:20.14	1:20.75	1:20.43	1:18.86					
50	Phil HALLAM										
Lap	1	2	3	4	5	6	7	8	9	10	
1	1:31.68	1:28.47	1:29.51	1:29.42	1:29.44						
58	Stephen HAMILTON										
Lap	1	2	3	4	5	6	7	8	9	10	
1	1:18.71	1:16.91	1:17.81	1:18.17	1:17.96	1:17.56					
66	Anthony MAXWELL										
Lap	1	2	3	4	5	6	7	8	9	10	
1	1:33.22	1:33.17	1:32.98	1:32.83	1:32.40						
74	Bob WEST										
Lap	1	2	3	4	5	6	7	8	9	10	
1	1:29.71	1:29.23	1:28.78	1:28.97	1:28.97	1:29.12					



83 Jeremy CREW

Lap	1	2	3	4	5	6	7	8	9	10
1	1:32.46	1:29.13	1:29.04	1:30.10	1:29.12					

98 Zack TINGLE

Lap	1	2	3	4	5	6	7	8	9	10
1	1:22.53	1:20.00	1:20.83	1:21.17	1:21.00	1:19.77				

ACU BRITISH SUPER SCOOTER CHAMPIONSHIP - RACE 24

Lap 1		Lap 2		Lap 3		Lap 4		Lap 5		Lap 6		Lap 7		Lap 8		Lap 9		Lap 10	
No	Time	No	Time	No	Time	No	Time	No	Time	No	Time	No	Time	No	Time	No	Time	No	Time
2	1:22.47	4	2:37.38	4	3:50.83	4	5:04.79	4	6:19.33	4	7:34.77								
4	1:22.65	2	2:37.75	2	3:51.85	2	5:06.20	66	6:20.62 *1	36	7:35.48 *1								
58	1:25.35	58	2:42.26	58	4:00.07	58	5:18.24	2	6:21.15	2	7:36.80								
30	1:26.21	30	2:43.44	30	4:00.66	30	5:19.25	58	6:36.20	50	7:37.60 *1								
11	1:29.14	11	2:48.26	11	4:08.13	11	5:27.65	34	6:36.72 *1	83	7:38.74 *1								
98	1:29.69	98	2:49.69	98	4:10.52	98	5:31.69	30	6:36.72	66	7:53.02 *1								
36	1:29.79	41	2:50.98	41	4:11.12	41	5:31.87	11	6:47.30	58	7:53.76								
41	1:29.95	36	2:51.23	19	4:18.32	19	5:43.89	41	6:52.30	30	7:54.95								
19	1:31.85	19	2:54.71	36	4:24.36	36	6:04.37	98	6:52.69	11	8:06.81								
74	1:37.61	74	3:06.84	74	4:35.62	74	6:04.59	19	7:09.90	41	8:11.16								
50	1:40.76	50	3:09.23	50	4:38.74	50	6:08.16	74	7:33.56	34	8:11.26 *1								
83	1:41.35	83	3:10.48	83	4:39.52	83	6:09.62			98	8:12.46								
66	1:41.64	66	3:14.81	66	4:47.79					19	8:36.13								
16	1:43.17	34	3:21.00	34	4:58.36					74	9:02.68								
34	1:44.89																		



BRITISH HISTORIC RACING

ACU BRITISH SUPER SCOOTER CHAMPIONSHIP

RESULT - RACE 33 - Amended

PI	No	Evt	Name	Machine	Laps	Time	Behind	MPH	Best Lap on	MPH
1	2	6	Stephen WRIGHT	Lambretta DSC RB 200	6	7:59.28		67.60	1:17.88	1 69.34
2	58	6a	Stephen HAMILTON	Gilera Runner - Team DS	6	8:18.32	19.04	65.02	1:21.35	3 66.38
3	36	6a	Nikita McNALLY	Piaggio Zip 94	6	8:27.11	27.83	63.89	1:21.98	6 65.87
4	98	6	Zack TINGLE	Lambretta DL200	6	8:33.50	34.22	63.10	1:22.86	6 65.17
5	11	6	Drew DUNCAN	Lambretta GP245	6	8:45.47	46.19	61.66	1:24.72	5 63.74
6	16	6	Tom SHAW	Lambretta DL200	6	8:50.45	51.17	61.08	1:23.37	3 64.77
7	4	6	Justin PRICE	Lambretta GP230	6	9:01.50	1:02.22	59.83	1:22.54	2 65.42
8	19	6	Mark SHIRLEY	Piaggio SP Zip 77	6	9:06.05	1:06.77	59.34	1:29.18	3 60.55
9	86	6	Jason METIVIER	Lambretta GP250	6	9:10.84	1:11.56	58.82	1:29.56	3 60.29
10	74	6	Bob WEST	Lambretta SRP Taffspee	6	9:27.27	1:27.99	57.12	1:31.90	4 58.76
11	66	6	Anthony MAXWELL	Piaggio Zip SP 77	5	8:07.47	1 Lap	55.39	1:34.67	2 57.04
12	34	6	Harry SMITH	Vespa PK 132	5	8:23.07	1 Lap	53.67	1:37.39	5 55.45
<u>Not-Classified</u>										
	30	6a	Chris COOK	Piaggio Zip SP 78	1	1:34.90	DNF	56.90	1:26.58	1 62.37

Fastest Lap

2 6 Stephen WRIGHT Lambretta DSC RB 200 1:17.88 1 69.34

Amended to correct details of 6th place rider.

Start Time : 16:56

Darley Moor

17 May 21 11:23

Clerk of Course :

Time Issued :

Chief Timekeeper : Graham Marshall

THESE RESULTS ARE PROVISIONAL UNTIL THE CONCLUSION OF ANY JUDICIAL AND TECHNICAL MATTERS

HS Sports Timing and Results Systems - Results and Lap Times at www.theresultslive.co.uk



BRITISH HISTORIC RACING

RESULT - RACE 33 - Amended

EVENT 6

PI	No	Evt	Name	Machine	Laps	Time	MPH	Best Lap on	MPH
1	2	6	Stephen WRIGHT	Lambretta DSC RB 200	6	7:59.28	67.60	1:17.88	1 69.34
2	98	6	Zack TINGLE	Lambretta DL200	6	8:33.50	63.10	1:22.86	6 65.17
3	11	6	Drew DUNCAN	Lambretta GP245	6	8:45.47	61.66	1:24.72	5 63.74
4	16	6	Tom SHAW	Lambretta DL200	6	8:50.45	61.08	1:23.37	3 64.77
5	4	6	Justin PRICE	Lambretta GP230	6	9:01.50	59.83	1:22.54	2 65.42
6	19	6	Mark SHIRLEY	Piaggio SP Zip 77	6	9:06.05	59.34	1:29.18	3 60.55
7	86	6	Jason METIVIER	Lambretta GP250	6	9:10.84	58.82	1:29.56	3 60.29
8	74	6	Bob WEST	Lambretta SRP Taffspee	6	9:27.27	57.12	1:31.90	4 58.76
9	66	6	Anthony MAXWELL	Piaggio Zip SP 77	5	8:07.47	55.39	1:34.67	2 57.04
10	34	6	Harry SMITH	Vespa PK 132	5	8:23.07	53.67	1:37.39	5 55.45

Fastest Lap

2 6 Stephen WRIGHT Lambretta DSC RB 200 1:17.88 1 69.34

Amended to correct details of 6th place rider.

EVENT 6a

PI	No	Evt	Name	Machine	Laps	Time	MPH	Best Lap on	MPH
1	58	6a	Stephen HAMILTON	Gilera Runner - Team DS	6	8:18.32	65.02	1:21.35	3 66.38
2	36	6a	Nikita McNALLY	Piaggio Zip 94	6	8:27.11	63.89	1:21.98	6 65.87
<u>Not-Classified</u>									
	30	6a	Chris COOK	Piaggio Zip SP 78	1	1:34.90	DNF 56.90	1:26.58	1 62.37

Fastest Lap

58 6a Stephen HAMILTON Gilera Runner - Team DS 1:21.35 3 66.38

Amended to correct details of 6th place rider.

Start Time : 16:56

Darley Moor

17 May 21 11:23


Clerk of Course :

Time Issued :

Chief Timekeeper : Graham Marshall

THESE RESULTS ARE PROVISIONAL UNTIL THE CONCLUSION OF ANY JUDICIAL AND TECHNICAL MATTERS

HS Sports Timing and Results Systems - Results and Lap Times at www.theresultslive.co.uk



ACU BRITISH SUPER SCOOTER CHAMPIONSHIP

LAP TIMES - RACE 33

2	Stephen WRIGHT										
	Lap	1	2	3	4	5	6	7	8	9	10
	1	1:17.88	1:18.63	1:18.78	1:19.22	1:18.72	1:18.99				
4	Justin PRICE										
	Lap	1	2	3	4	5	6	7	8	9	10
	1	1:23.63	1:22.54	1:47.75	1:29.85	1:24.19	1:26.10				
11	Drew DUNCAN										
	Lap	1	2	3	4	5	6	7	8	9	10
	1	1:27.64	1:25.46	1:25.75	1:24.73	1:24.72	1:29.37				
16	Tom SHAW										
	Lap	1	2	3	4	5	6	7	8	9	10
	1	1:30.24	1:26.93	1:23.37	1:24.43	1:26.98	1:29.95				
19	Mark SHIRLEY										
	Lap	1	2	3	4	5	6	7	8	9	10
	1	1:29.27	1:29.86	1:29.18	1:29.67	1:29.73	1:30.27				
30	Chris COOK										
	Lap	1	2	3	4	5	6	7	8	9	10
	1	1:26.58									
34	Harry SMITH										
	Lap	1	2	3	4	5	6	7	8	9	10
	1	1:38.58	1:39.87	1:38.82	1:38.98	1:37.39					
36	Nikita McNALLY										
	Lap	1	2	3	4	5	6	7	8	9	10
	1	1:24.35	1:22.12	1:25.10	1:23.94	1:22.06	1:21.98				
58	Stephen HAMILTON										
	Lap	1	2	3	4	5	6	7	8	9	10
	1	1:22.09	1:21.38	1:21.35	1:21.80	1:21.86	1:22.58				
66	Anthony MAXWELL										
	Lap	1	2	3	4	5	6	7	8	9	10
	1	1:36.69	1:34.67	1:36.08	1:35.55	1:35.55					
74	Bob WEST										
	Lap	1	2	3	4	5	6	7	8	9	10
	1	1:34.48	1:33.23	1:33.88	1:31.90	1:32.26	1:32.56				
86	Jason METIVIER										
	Lap	1	2	3	4	5	6	7	8	9	10
	1	1:32.18	1:29.71	1:29.56	1:29.99	1:30.85	1:30.45				
98	Zack TINGLE										
	Lap	1	2	3	4	5	6	7	8	9	10
	1	1:27.49	1:25.09	1:23.54	1:23.25	1:23.01	1:22.86				



ACU BRITISH SUPER SCOOTER CHAMPIONSHIP - RACE 33

Lap 1		Lap 2		Lap 3		Lap 4		Lap 5		Lap 6		Lap 7		Lap 8		Lap 9		Lap 10	
No	Time	No	Time	No	Time	No	Time	No	Time	No	Time	No	Time	No	Time	No	Time	No	Time
2	1:24.94	2	2:43.57	2	4:02.35	2	5:21.57	2	6:40.29	2	7:59.28								
58	1:29.35	58	2:50.73	58	4:12.08	58	5:33.88	34	6:45.68 *1	66	8:07.47 *1								
4	1:31.07	4	2:53.61	36	4:19.13	36	5:43.07	58	6:55.74	58	8:18.32								
36	1:31.91	36	2:54.03	98	4:24.38	98	5:47.63	36	7:05.13	34	8:23.07 *1								
30	1:34.90	98	3:00.84	11	4:26.65	11	5:51.38	98	7:10.64	36	8:27.11								
11	1:35.44	11	3:00.90	16	4:29.09	16	5:53.52	11	7:16.10	98	8:33.50								
98	1:35.75	16	3:05.72	19	4:36.38	19	6:06.05	16	7:20.50	11	8:45.47								
19	1:37.34	19	3:07.20	86	4:39.55	86	6:09.54	4	7:35.40	16	8:50.45								
16	1:38.79	86	3:09.99	4	4:41.36	4	6:11.21	19	7:35.78	4	9:01.50								
86	1:40.28	74	3:16.67	74	4:50.55	74	6:22.45	86	7:40.39	19	9:06.05								
74	1:43.44	66	3:20.29	66	4:56.37	66	6:31.92	74	7:54.71	86	9:10.84								
66	1:45.62	34	3:27.88	34	5:06.70					74	9:27.27								
34	1:48.01																		