

BRITISH HISTORIC RACING

ACU BRITISH SCOOTER STOCK CHAMPIONSHIP

RESULT - RACE 11

Pl	No	Evt	Name	Machine	Laps	Time	Behind	MPH	Best Lap on	MPH
1	1	4e	Justin PRICE	Lambretta GP200	9	12:21.64		65.53	1:20.61	9 66.99
2	41	4e	Stuart DAY	Lambretta GP 200	9	12:22.38	0.74	65.47	1:20.40	9 67.16
3	2	Ev	Graham TATTON	Lambertta GP200	9	12:56.08	34.44	62.62	1:24.18	4 64.15
4	10	4e	Drew DUNCAN	Lambretta Jet	9	13:03.33	41.69	62.04	1:24.68	5 63.77
5	58	Ev	Stephen HAMILTON	Vespa SS90 - Team DSC	9	13:10.94	49.30	61.45	1:25.91	5 62.86
6	36	Ev	Nikita McNALLY	Lambretta GP 198	9	13:15.26	53.62	61.11	1:25.84	5 62.91
7	12	Ev	Jeremy STEEL	Lambretta 210	9	13:19.44	57.80	60.79	1:26.52	7 62.41
8	37	4	James McNALLY	Lambretta 200	9	13:33.08	1:11.44	59.77	1:26.42	8 62.49
9	52	4e	John WOODS	Lambretta GP200	9	13:34.50	1:12.86	59.67	1:27.87	9 61.45
10	64	Ev	Pat WICKHAM	Lambretta 230	9	13:34.70	1:13.06	59.65	1:26.95	9 62.10
11	68	Ev	Shaun NICKELLS	JPS Lambretta 200	9	13:35.40	1:13.76	59.60	1:27.49	9 61.72
12	2	Ev	Stephen WRIGHT	Lambretta DSC RB 200	9	13:37.68	1:16.04	59.44	1:27.47	8 61.74
13	22	A	Alex VANDYKE	Gilera Runner 176	9	13:46.45	1:24.81	58.81	1:26.69	9 62.29
14	74	Ev	Bob WEST	Lambretta SRP Taffspee	9	13:47.77	1:26.13	58.71	1:29.24	7 60.51
15	83	4e	Jeremy CREW	Lambretta GP150	8	12:56.22	1 Lap	55.65	1:34.11	7 57.38
16	50	4e	Phil HALLAM	Lambretta GP200	8	13:03.04	1 Lap	55.17	1:33.23	8 57.92
17	66	10	Anthony MAXWELL	Piaggio Zip SP 77	8	13:15.20	1 Lap	54.33	1:36.81	7 55.78
18	114	Ev	Wayne BARKER	Lambretta GP 200	8	13:26.62	1 Lap	53.56	1:36.07	8 56.21
19	90	4e	Andrew WALKER	Lambretta GP200	8	13:28.43	1 Lap	53.44	1:35.50	8 56.54
20	34	Ev	Harry SMITH	Vespa PK 132	8	13:37.22	1 Lap	52.86	1:37.81	6 55.21

Not-Classified

107	4		Glenn SWALLOW	Lambretta	7	11:44.27	DNF	53.67	1:32.89	7 58.13
91	Ev		Simon PALMER	Lambretta	0		Starter			

Fastest Lap

41	4e		Stuart DAY	Lambretta GP 200					1:20.40	9 67.16
----	----	--	------------	------------------	--	--	--	--	---------	---------

Start Time : 17:19

Darley Moor

15 May 21 17:34


Clerk of Course :

Time Issued :

Chief Timekeeper : Graham Marshall

THESE RESULTS ARE PROVISIONAL UNTIL THE CONCLUSION OF ANY JUDICIAL AND TECHNICAL MATTERS

HS Sports Timing and Results Systems - Results and Lap Times at www.theresultslive.co.uk



BRITISH HISTORIC RACING

RESULT - RACE 11

EVENT 10

PI	No	Evt	Name	Machine	Laps	Time	MPH	Best Lap on	MPH
1	66	10	Anthony MAXWELL	Piaggio Zip SP 77	8	13:15.20	54.33	1:36.81	7 55.78

Fastest Lap

66	10	Anthony MAXWELL	Piaggio Zip SP 77				1:36.81	7	55.78
----	----	-----------------	-------------------	--	--	--	---------	---	-------

EVENT 4

PI	No	Evt	Name	Machine	Laps	Time	MPH	Best Lap on	MPH
1	37	4	James McNALLY	Lambretta 200	9	13:33.08	59.77	1:26.42	8 62.49

Not-Classified

107	4	Glenn SWALLOW	Lambretta	7	11:44.27	DNF	53.67	1:32.89	7 58.13
-----	---	---------------	-----------	---	----------	-----	-------	---------	---------

Fastest Lap

37	4	James McNALLY	Lambretta 200				1:26.42	8	62.49
----	---	---------------	---------------	--	--	--	---------	---	-------

EVENT 4e

PI	No	Evt	Name	Machine	Laps	Time	MPH	Best Lap on	MPH
1	1	4e	Justin PRICE	Lambretta GP200	9	12:21.64	65.53	1:20.61	9 66.99
2	41	4e	Stuart DAY	Lambretta GP 200	9	12:22.38	65.47	1:20.40	9 67.16
3	10	4e	Drew DUNCAN	Lambretta Jet	9	13:03.33	62.04	1:24.68	5 63.77
4	52	4e	John WOODS	Lambretta GP200	9	13:34.50	59.67	1:27.87	9 61.45
5	83	4e	Jeremy CREW	Lambretta GP150	8	12:56.22	55.65	1:34.11	7 57.38
6	50	4e	Phil HALLAM	Lambretta GP200	8	13:03.04	55.17	1:33.23	8 57.92
7	90	4e	Andrew WALKER	Lambretta GP200	8	13:28.43	53.44	1:35.50	8 56.54

Fastest Lap

41	4e	Stuart DAY	Lambretta GP 200				1:20.40	9	67.16
----	----	------------	------------------	--	--	--	---------	---	-------

Start Time : 17:19

Darley Moor

15 May 21 17:34


Clerk of Course :

Time Issued :

Chief Timekeeper : Graham Marshall

THESE RESULTS ARE PROVISIONAL UNTIL THE CONCLUSION OF ANY JUDICIAL AND TECHNICAL MATTERS

HS Sports Timing and Results Systems - Results and Lap Times at www.theresultslive.co.uk



BRITISH HISTORIC RACING

RESULT - RACE 11

EVENT A

PI	No	Evt	Name	Machine	Laps	Time	MPH	Best Lap on	MPH
1	22	A	Alex VANDYKE	Gilera Runner 176	9	13:46.45	58.81	1:26.69	9 62.29

Fastest Lap

22	A	Alex VANDYKE	Gilera Runner 176				1:26.69	9	62.29
----	---	--------------	-------------------	--	--	--	---------	---	-------

EVENT Ev

PI	No	Evt	Name	Machine	Laps	Time	MPH	Best Lap on	MPH
1	2	Ev	Graham TATTON	Lambertta GP200	9	12:56.08	62.62	1:24.18	4 64.15
2	58	Ev	Stephen HAMILTON	Vespa SS90 - Team DSC	9	13:10.94	61.45	1:25.91	5 62.86
3	36	Ev	Nikita McNALLY	Lambretta GP 198	9	13:15.26	61.11	1:25.84	5 62.91
4	12	Ev	Jeremy STEEL	Lambretta 210	9	13:19.44	60.79	1:26.52	7 62.41
5	64	Ev	Pat WICKHAM	Lambretta 230	9	13:34.70	59.65	1:26.95	9 62.10
6	68	Ev	Shaun NICKELLS	JPS Lambretta 200	9	13:35.40	59.60	1:27.49	9 61.72
7	2	Ev	Stephen WRIGHT	Lambretta DSC RB 200	9	13:37.68	59.44	1:27.47	8 61.74
8	74	Ev	Bob WEST	Lambretta SRP Taffspee	9	13:47.77	58.71	1:29.24	7 60.51
9	114	Ev	Wayne BARKER	Lambretta GP 200	8	13:26.62	53.56	1:36.07	8 56.21
10	34	Ev	Harry SMITH	Vespa PK 132	8	13:37.22	52.86	1:37.81	6 55.21

Not-Classified

91	Ev	Simon PALMER	Lambretta	0		Starter			
----	----	--------------	-----------	---	--	---------	--	--	--

Fastest Lap

2	Ev	Graham TATTON	Lambertta GP200				1:24.18	4	64.15
---	----	---------------	-----------------	--	--	--	---------	---	-------

Start Time : 17:19

Darley Moor

15 May 21 17:34


Clerk of Course :

Time Issued :

Chief Timekeeper : Graham Marshall

THESE RESULTS ARE PROVISIONAL UNTIL THE CONCLUSION OF ANY JUDICIAL AND TECHNICAL MATTERS


HS Sports Timing and Results Systems - Results and Lap Times at www.theresultslive.co.uk



ACU BRITISH SCOOTER STOCK CHAMPIONSHIP

LAP TIMES - RACE 11

1	Justin PRICE										
	Lap	1	2	3	4	5	6	7	8	9	10
	1	1:23.41	1:22.64	1:21.18	1:20.98	1:21.21	1:21.65	1:21.99	1:20.85	1:20.61	
2	Graham TATTON										
	Lap	1	2	3	4	5	6	7	8	9	10
	1	1:28.04	1:26.40	1:24.37	1:24.18	1:24.95	1:24.43	1:25.45	1:24.89	1:25.83	
2	Stephen WRIGHT										
	Lap	1	2	3	4	5	6	7	8	9	10
	1	1:34.98	1:30.89	1:30.01	1:30.09	1:29.60	1:29.15	1:28.47	1:27.47	1:27.90	
10	Drew DUNCAN										
	Lap	1	2	3	4	5	6	7	8	9	10
	1	1:29.99	1:26.71	1:25.11	1:26.02	1:24.68	1:25.92	1:25.43	1:26.14	1:25.34	
12	Jeremy STEEL										
	Lap	1	2	3	4	5	6	7	8	9	10
	1	1:29.95	1:28.07	1:28.50	1:28.28	1:27.56	1:27.65	1:26.52	1:27.12	1:28.22	
22	Alex VANDYKE										
	Lap	1	2	3	4	5	6	7	8	9	10
	1	1:39.64	1:35.28	1:30.76	1:29.17	1:28.64	1:27.91	1:28.05	1:28.29	1:26.69	
34	Harry SMITH										
	Lap	1	2	3	4	5	6	7	8	9	10
	1	1:49.45	1:43.66	1:41.23	1:41.12	1:38.50	1:37.81	1:38.20	1:38.34		
36	Nikita McNALLY										
	Lap	1	2	3	4	5	6	7	8	9	10
	1	1:31.77	1:28.66	1:28.15	1:27.18	1:25.84	1:25.94	1:26.36	1:26.13	1:26.56	
37	James McNALLY										
	Lap	1	2	3	4	5	6	7	8	9	10
	1	1:34.20	1:30.18	1:29.56	1:29.47	1:29.55	1:28.56	1:28.26	1:26.42	1:28.40	
41	Stuart DAY										
	Lap	1	2	3	4	5	6	7	8	9	10
	1	1:23.66	1:22.59	1:21.26	1:21.12	1:22.22	1:21.55	1:21.68	1:20.63	1:20.40	
50	Phil HALLAM										
	Lap	1	2	3	4	5	6	7	8	9	10
	1	1:41.31	1:40.45	1:39.53	1:35.73	1:34.33	1:34.55	1:34.64	1:33.23		
52	John WOODS										
	Lap	1	2	3	4	5	6	7	8	9	10
	1	1:33.89	1:30.25	1:29.34	1:29.43	1:29.54	1:28.66	1:28.98	1:28.08	1:27.87	
58	Stephen HAMILTON										
	Lap	1	2	3	4	5	6	7	8	9	10
	1	1:27.74	1:27.59	1:26.71	1:27.21	1:25.91	1:26.77	1:26.96	1:26.46	1:28.04	



64 Pat WICKHAM

Lap	1	2	3	4	5	6	7	8	9	10
1	1:32.22	1:30.52	1:30.67	1:28.85	1:29.72	1:30.28	1:29.50	1:27.98	1:26.95	

66 Anthony MAXWELL

Lap	1	2	3	4	5	6	7	8	9	10
1	1:41.89	1:38.36	1:37.11	1:38.52	1:38.20	1:37.87	1:36.81	1:37.15		

68 Shaun NICKELLS

Lap	1	2	3	4	5	6	7	8	9	10
1	1:32.87	1:30.92	1:29.06	1:30.12	1:30.72	1:29.81	1:28.04	1:28.49	1:27.49	

74 Bob WEST

Lap	1	2	3	4	5	6	7	8	9	10
1	1:36.01	1:30.88	1:30.59	1:30.24	1:31.14	1:30.50	1:29.24	1:29.86	1:30.65	

83 Jeremy CREW

Lap	1	2	3	4	5	6	7	8	9	10
1	1:40.26	1:34.80	1:34.69	1:35.58	1:36.19	1:35.39	1:34.11	1:35.72		

90 Andrew WALKER

Lap	1	2	3	4	5	6	7	8	9	10
1	1:46.69	1:43.80	1:42.01	1:40.70	1:37.54	1:36.72	1:35.89	1:35.50		

107 Glenn SWALLOW


Lap	1	2	3	4	5	6	7	8	9	10
1	1:47.36	1:46.64	1:39.71	1:37.57	1:35.48	1:34.36	1:32.89			

114 Wayne BARKER

Lap	1	2	3	4	5	6	7	8	9	10
1	1:48.50	1:43.32	1:41.49	1:38.09	1:36.96	1:36.23	1:36.16	1:36.07		

ACU BRITISH SCOOTER STOCK CHAMPIONSHIP - RACE 11

Lap 1		Lap 2		Lap 3		Lap 4		Lap 5		Lap 6		Lap 7		Lap 8		Lap 9		Lap 10	
No	Time	No	Time	No	Time	No	Time	No	Time	No	Time	No	Time	No	Time	No	Time	No	Time
1	1:30.53	1	2:53.17	1	4:14.35	1	5:35.33	1	6:56.54	1	8:18.19	1	9:40.18	1	11:01.03	1	12:21.64		
41	1:30.93	41	2:53.52	41	4:14.78	41	5:35.90	41	6:58.12	41	8:19.67	41	9:41.35	41	11:01.98	41	12:22.38		
58	1:35.29	2	3:01.98	2	4:26.35	2	5:50.53	114	7:01.20 *1	50	8:20.62 *1	83	9:46.39 *1	83	11:20.50 *1	2	12:56.08		
2	1:35.58	58	3:02.88	58	4:29.59	10	5:55.82	107	7:01.54 *1	66	8:23.37 *1	50	9:55.17 *1	50	11:29.81 *1	83	12:56.22 *1		
12	1:37.52	10	3:04.69	10	4:29.80	58	5:56.80	90	7:02.78 *1	107	8:37.02 *1	66	10:01.24 *1	2	11:30.25	50	13:03.04 *1		
10	1:37.98	12	3:05.59	12	4:34.09	12	6:02.37	34	7:04.37 *1	114	8:38.16 *1	2	10:05.36	10	11:37.99	10	13:03.33		
64	1:40.23	36	3:09.10	36	4:37.25	36	6:04.43	2	7:15.48	2	8:39.91	107	10:11.38 *1	66	11:38.05 *1	58	13:10.94		
36	1:40.44	64	3:10.75	64	4:40.73	64	6:10.27	10	7:20.50	90	8:40.32 *1	10	10:11.85	58	11:42.90	66	13:15.20 *1		
68	1:40.75	68	3:11.67	64	4:41.42	68	6:10.85	58	7:22.71	34	8:42.87 *1	114	10:14.39 *1	107	11:44.27 *1	36	13:15.26		
52	1:42.35	52	3:12.60	52	4:41.94	52	6:11.37	12	7:29.93	10	8:46.42	58	10:16.44	36	11:48.70	12	13:19.44		
37	1:42.68	37	3:12.86	37	4:42.42	37	6:11.89	36	7:30.27	58	8:49.48	90	10:17.04 *1	114	11:50.55 *1	114	13:26.62 *1		
2	1:44.10	2	3:14.99	2	4:45.00	2	6:15.09	64	7:39.99	36	8:56.21	34	10:20.68 *1	12	11:51.22	90	13:28.43 *1		
74	1:44.67	74	3:15.55	74	4:46.14	74	6:16.38	52	7:40.91	12	8:57.58	36	10:22.57	90	11:52.93 *1	37	13:33.08		
83	1:49.74	83	3:24.54	22	4:57.70	22	6:26.87	37	7:41.44	52	9:09.57	12	10:24.10	34	11:58.88 *1	52	13:34.50		
50	1:50.58	22	3:26.94	83	4:59.23	83	6:34.81	68	7:41.57	37	9:10.00	37	10:38.26	37	12:04.68	64	13:34.70		
66	1:51.18	66	3:29.54	66	5:06.65	66	6:45.17	2	7:44.69	64	9:10.27	52	10:38.55	52	12:06.63	68	13:35.40		
22	1:51.66	50	3:31.03	50	5:10.56	50	6:46.29	74	7:47.52	68	9:11.38	68	10:39.42	64	12:07.75	34	13:37.22 *1		
90	1:56.27	90	3:40.07	90	5:22.08			22	7:55.51	2	9:13.84	64	10:39.77	68	12:07.91	2	13:37.68		
107	1:57.62	114	3:41.62	114	5:23.11			83	8:11.00	74	9:18.02	2	10:42.31	2	12:09.78	22	13:46.45		
114	1:58.30	34	3:42.02	34	5:23.25					22	9:23.42	74	10:47.26	74	12:17.12	74	13:47.77		
34	1:58.36	107	3:44.26	107	5:23.97							22	10:51.47	22	12:19.76				



BRITISH HISTORIC RACING

ACU BRITISH SCOOTER STOCK CHAMPIONSHIP

RESULT - RACE 20

Pl	No	Evt	Name	Machine	Laps	Time	Behind	MPH	Best Lap on	MPH
1	41	4e	Stuart DAY	Lambretta GP 200	6	8:02.98		67.08	1:18.69	6 68.62
2	1	4e	Justin PRICE	Lambretta GP200	6	8:03.22	0.24	67.05	1:18.83	6 68.50
3	2	Ev	Graham TATTON	Lambretta GP200	6	8:22.13	19.15	64.53	1:21.41	3 66.33
4	16	4	Tom SHAW	Lambretta DL200	6	8:31.88	28.90	63.30	1:21.38	4 66.36
5	30	10	Chris COOK	Piaggio Zip SP 78	6	8:32.02	29.04	63.28	1:22.35	4 65.57
6	10	4	Drew DUNCAN	Lambretta Jet	6	8:33.17	30.19	63.14	1:23.00	4 65.06
7	12	Ev	Jeremy STEEL	Lambretta 210	6	8:33.34	30.36	63.12	1:23.48	4 64.69
8	27	4e	Ian SCUTT	Hornet Racing Vespa	6	8:36.86	33.88	62.69	1:23.38	4 64.76
9	58	Ev	Stephen HAMILTON	Vespa SS90 - Team DSC	6	8:38.44	35.46	62.50	1:23.56	5 64.62
10	52	4e	John WOODS	Lambretta GP200	6	8:39.26	36.28	62.40	1:24.00	6 64.29
11	68	Ev	Shaun NICKELLS	JPS Lambretta 200	6	8:43.83	40.85	61.85	1:24.62	5 63.81
12	28	Ev	Stephen WRIGHT	Lambretta DSC RB 250	6	8:50.39	47.41	61.09	1:25.30	4 63.31
13	37	4	James McNALLY	Lambretta 200	6	8:56.65	53.67	60.37	1:26.25	5 62.61
14	36	Ev	Nikita McNALLY	Lambretta GP 198	6	9:03.69	1:00.71	59.59	1:26.89	6 62.15
15	22	A	Alex VANDYKE	Gilera Runner 176	6	9:04.03	1:01.05	59.56	1:26.64	6 62.33
16	64	Ev	Pat WICKHAM	Lambretta 230	6	9:05.39	1:02.41	59.41	1:27.49	5 61.72
17	74	Ev	Bob WEST	Lambretta SRP Taffspee	6	9:05.99	1:03.01	59.34	1:27.78	6 61.52
18	50	4e	Phil HALLAM	Lambretta GP200	6	9:07.46	1:04.48	59.18	1:27.22	6 61.91
19	83	4e	Jeremy CREW	Lambretta GP150	6	9:25.55	1:22.57	57.29	1:30.96	4 59.37
20	66	10	Anthony MAXWELL	Piaggio Zip SP 77	6	9:28.79	1:25.81	56.96	1:32.17	2 58.59
21	90	4e	Andrew WALKER	Lambretta GP200	5	8:04.37	1 Lap	55.74	1:32.64	3 58.29
22	114	Ev	Wayne BARKER	Lambretta GP 200	5	8:14.10	1 Lap	54.64	1:35.90	3 56.31
23	34	Ev	Harry SMITH	Vespa PK 132	5	8:34.06	1 Lap	52.52	1:37.50	5 55.38
Not-Classified										
	107	4	Glenn SWALLOW	Lambretta	4	7:03.91	DNF	50.95	1:41.48	2 53.21
	63	4	David BRISTOW	Lambretta Hornet GP210	0		Starter			

Fastest Lap

41 4e Stuart DAY Lambretta GP 200 1:18.69 6 68.62

Start Time : 13:07

Darley Moor

16 May 21 13:21


Clerk of Course :

Time Issued :

Chief Timekeeper : Graham Marshall

THESE RESULTS ARE PROVISIONAL UNTIL THE CONCLUSION OF ANY JUDICIAL AND TECHNICAL MATTERS

HS Sports Timing and Results Systems - Results and Lap Times at www.theresultslive.co.uk



BRITISH HISTORIC RACING

RESULT - RACE 20

EVENT 10

PI	No	Evt	Name	Machine	Laps	Time	MPH	Best Lap on	MPH
1	30	10	Chris COOK	Piaggio Zip SP 78	6	8:32.02	63.28	1:22.35	4 65.57
2	66	10	Anthony MAXWELL	Piaggio Zip SP 77	6	9:28.79	56.96	1:32.17	2 58.59

Fastest Lap

30 10 Chris COOK Piaggio Zip SP 78 1:22.35 4 65.57

EVENT 4

PI	No	Evt	Name	Machine	Laps	Time	MPH	Best Lap on	MPH
1	16	4	Tom SHAW	Lambretta DL200	6	8:31.88	63.30	1:21.38	4 66.36
2	10	4	Drew DUNCAN	Lambretta Jet	6	8:33.17	63.14	1:23.00	4 65.06
3	37	4	James McNALLY	Lambretta 200	6	8:56.65	60.37	1:26.25	5 62.61

Not-Classified

107 4 Glenn SWALLOW Lambretta 4 7:03.91 DNF 50.95 1:41.48 2 53.21
63 4 David BRISTOW Lambretta Hornet GP210 0 Starter

Fastest Lap

16 4 Tom SHAW Lambretta DL200 1:21.38 4 66.36

EVENT 4e

PI	No	Evt	Name	Machine	Laps	Time	MPH	Best Lap on	MPH
1	41	4e	Stuart DAY	Lambretta GP 200	6	8:02.98	67.08	1:18.69	6 68.62
2	1	4e	Justin PRICE	Lambretta GP200	6	8:03.22	67.05	1:18.83	6 68.50
3	27	4e	Ian SCUTT	Hornet Racing Vespa	6	8:36.86	62.69	1:23.38	4 64.76
4	52	4e	John WOODS	Lambretta GP200	6	8:39.26	62.40	1:24.00	6 64.29
5	50	4e	Phil HALLAM	Lambretta GP200	6	9:07.46	59.18	1:27.22	6 61.91
6	83	4e	Jeremy CREW	Lambretta GP150	6	9:25.55	57.29	1:30.96	4 59.37
7	90	4e	Andrew WALKER	Lambretta GP200	5	8:04.37	55.74	1:32.64	3 58.29

Fastest Lap

41 4e Stuart DAY Lambretta GP 200 1:18.69 6 68.62

Start Time : 13:07

Darley Moor

16 May 21 13:21


Clerk of Course :

Time Issued :

Chief Timekeeper : Graham Marshall

THESE RESULTS ARE PROVISIONAL UNTIL THE CONCLUSION OF ANY JUDICIAL AND TECHNICAL MATTERS

HS Sports Timing and Results Systems - Results and Lap Times at www.theresultslive.co.uk



BRITISH HISTORIC RACING

RESULT - RACE 20

EVENT A

PI	No	Evt	Name	Machine	Laps	Time	MPH	Best Lap on	MPH
1	22	A	Alex VANDYKE	Gilera Runner 176	6	9:04.03	59.56	1:26.64	6 62.33

Fastest Lap

22	A	Alex VANDYKE	Gilera Runner 176				1:26.64	6	62.33
----	---	--------------	-------------------	--	--	--	---------	---	-------

EVENT Ev

PI	No	Evt	Name	Machine	Laps	Time	MPH	Best Lap on	MPH
1	2	Ev	Graham TATTON	Lambertta GP200	6	8:22.13	64.53	1:21.41	3 66.33
2	12	Ev	Jeremy STEEL	Lambretta 210	6	8:33.34	63.12	1:23.48	4 64.69
3	58	Ev	Stephen HAMILTON	Vespa SS90 - Team DSC	6	8:38.44	62.50	1:23.56	5 64.62
4	68	Ev	Shaun NICKELLS	JPS Lambretta 200	6	8:43.83	61.85	1:24.62	5 63.81
5	28	Ev	Stephen WRIGHT	Lambretta DSC RB 250	6	8:50.39	61.09	1:25.30	4 63.31
6	36	Ev	Nikita McNALLY	Lambretta GP 198	6	9:03.69	59.59	1:26.89	6 62.15
7	64	Ev	Pat WICKHAM	Lambretta 230	6	9:05.39	59.41	1:27.49	5 61.72
8	74	Ev	Bob WEST	Lambretta SRP Taffspee	6	9:05.99	59.34	1:27.78	6 61.52
9	114	Ev	Wayne BARKER	Lambretta GP 200	5	8:14.10	54.64	1:35.90	3 56.31
10	34	Ev	Harry SMITH	Vespa PK 132	5	8:34.06	52.52	1:37.50	5 55.38

Fastest Lap

2	Ev	Graham TATTON	Lambertta GP200				1:21.41	3	66.33
---	----	---------------	-----------------	--	--	--	---------	---	-------

Start Time : 13:07

Darley Moor

16 May 21 13:21


Clerk of Course :

Time Issued :

Chief Timekeeper : Graham Marshall

THESE RESULTS ARE PROVISIONAL UNTIL THE CONCLUSION OF ANY JUDICIAL AND TECHNICAL MATTERS


HS Sports Timing and Results Systems - Results and Lap Times at www.theresultslive.co.uk



ACU BRITISH SCOOTER STOCK CHAMPIONSHIP

LAP TIMES - RACE 20

1	Justin PRICE										
	Lap	1	2	3	4	5	6	7	8	9	10
	1	1:19.72	1:19.54	1:18.89	1:19.21	1:19.98	1:18.83				
2	Graham TATTON										
	Lap	1	2	3	4	5	6	7	8	9	10
	1	1:22.73	1:22.85	1:21.41	1:21.91	1:21.93	1:23.78				
10	Drew DUNCAN										
	Lap	1	2	3	4	5	6	7	8	9	10
	1	1:26.93	1:24.04	1:24.28	1:23.00	1:23.66	1:23.34				
12	Jeremy STEEL										
	Lap	1	2	3	4	5	6	7	8	9	10
	1	1:25.03	1:24.47	1:24.18	1:23.48	1:24.03	1:24.59				
16	Tom SHAW										
	Lap	1	2	3	4	5	6	7	8	9	10
	1	1:29.65	1:22.96	1:23.46	1:21.38	1:24.00	1:22.41				
22	Alex VANDYKE										
	Lap	1	2	3	4	5	6	7	8	9	10
	1	1:32.30	1:28.30	1:31.40	1:29.35	1:27.72	1:26.64				
27	Ian SCUTT										
	Lap	1	2	3	4	5	6	7	8	9	10
	1	1:27.41	1:24.45	1:25.41	1:23.38	1:23.48	1:24.30				
28	Stephen WRIGHT										
	Lap	1	2	3	4	5	6	7	8	9	10
	1	1:30.92	1:26.47	1:26.17	1:25.30	1:25.44	1:26.88				
30	Chris COOK										
	Lap	1	2	3	4	5	6	7	8	9	10
	1	1:27.48	1:24.19	1:23.40	1:22.35	1:22.55	1:23.10				
34	Harry SMITH										
	Lap	1	2	3	4	5	6	7	8	9	10
	1	1:49.90	1:40.13	1:38.92	1:38.17	1:37.50					
36	Nikita McNALLY										
	Lap	1	2	3	4	5	6	7	8	9	10
	1	1:33.29	1:28.79	1:27.80	1:28.47	1:28.93	1:26.89				
37	James McNALLY										
	Lap	1	2	3	4	5	6	7	8	9	10
	1	1:32.35	1:27.97	1:26.76	1:26.40	1:26.25	1:27.68				
41	Stuart DAY										
	Lap	1	2	3	4	5	6	7	8	9	10
	1	1:19.56	1:19.08	1:18.97	1:19.09	1:20.23	1:18.69				



50 Phil HALLAM

Lap	1	2	3	4	5	6	7	8	9	10
1	1:34.72	1:28.72	1:29.73	1:29.45	1:28.44	1:27.22				

52 John WOODS

Lap	1	2	3	4	5	6	7	8	9	10
1	1:26.57	1:25.89	1:25.99	1:24.12	1:24.58	1:24.00				

58 Stephen HAMILTON

Lap	1	2	3	4	5	6	7	8	9	10
1	1:28.31	1:24.58	1:24.29	1:25.25	1:23.56	1:23.88				

64 Pat WICKHAM

Lap	1	2	3	4	5	6	7	8	9	10
1	1:32.52	1:28.42	1:30.36	1:29.35	1:27.49	1:28.52				

66 Anthony MAXWELL

Lap	1	2	3	4	5	6	7	8	9	10
1	1:35.49	1:32.17	1:33.36	1:33.22	1:32.54	1:33.11				

68 Shaun NICKELLS

Lap	1	2	3	4	5	6	7	8	9	10
1	1:27.74	1:27.27	1:25.15	1:25.36	1:24.62	1:25.50				

74 Bob WEST

Lap	1	2	3	4	5	6	7	8	9	10
1	1:31.94	1:29.69	1:28.75	1:30.09	1:29.10	1:27.78				

83 Jeremy CREW

Lap	1	2	3	4	5	6	7	8	9	10
1	1:36.03	1:32.77	1:31.48	1:30.96	1:31.63	1:33.50				

90 Andrew WALKER

Lap	1	2	3	4	5	6	7	8	9	10
1	1:40.61	1:35.99	1:32.64	1:32.90	1:32.77					

107 Glenn SWALLOW


Lap	1	2	3	4	5	6	7	8	9	10
1	1:42.89	1:41.48	1:43.54	1:44.77						

114 Wayne BARKER

Lap	1	2	3	4	5	6	7	8	9	10
1	1:39.88	1:36.24	1:35.90	1:36.02	1:36.11					

ACU BRITISH SCOOTER STOCK CHAMPIONSHIP - RACE 20

Lap 1		Lap 2		Lap 3		Lap 4		Lap 5		Lap 6		Lap 7		Lap 8		Lap 9		Lap 10	
No	Time	No	Time	No	Time	No	Time	No	Time	No	Time	No	Time	No	Time	No	Time	No	Time
1	1:26.77	41	2:46.00	41	4:04.97	41	5:24.06	41	6:44.29	41	8:02.98								
41	1:26.92	1	2:46.31	1	4:05.20	1	5:24.41	1	6:44.39	1	8:03.22								
2	1:30.25	2	2:53.10	2	4:14.51	2	5:36.42	34	6:56.56 *1	90	8:04.37 *1								
12	1:32.59	12	2:57.06	12	4:21.24	12	5:44.72	2	6:58.35	114	8:14.10 *1								
52	1:34.68	10	2:58.89	10	4:23.17	16	5:45.47	107	7:03.91 *1	2	8:22.13								
10	1:34.85	27	3:00.29	30	4:24.02	10	5:46.17	12	7:08.75	16	8:31.88								
27	1:35.84	52	3:00.57	16	4:24.09	30	5:46.37	30	7:08.92	30	8:32.02								
68	1:35.93	30	3:00.62	27	4:25.70	27	5:49.08	16	7:09.47	10	8:33.17								
30	1:36.43	16	3:00.63	58	4:25.75	52	5:50.68	10	7:09.83	12	8:33.34								
58	1:36.88	58	3:01.46	52	4:26.56	58	5:51.00	27	7:12.56	34	8:34.06 *1								
16	1:37.67	68	3:03.20	68	4:28.35	68	5:53.71	58	7:14.56	27	8:36.86								
28	1:40.13	28	3:06.60	28	4:32.77	28	5:58.07	52	7:15.26	58	8:38.44								
74	1:40.58	22	3:08.92	37	4:36.32	37	6:02.72	68	7:18.33	52	8:39.26								
22	1:40.62	37	3:09.56	74	4:39.02	36	6:07.87	28	7:23.51	68	8:43.83								
64	1:41.25	64	3:09.67	36	4:39.40	74	6:09.11	37	7:28.97	28	8:50.39								
37	1:41.59	74	3:10.27	64	4:40.03	64	6:09.38	36	7:36.80	37	8:56.65								
36	1:42.81	36	3:11.60	22	4:40.32	22	6:09.67	64	7:36.87	36	9:03.69								
50	1:43.90	50	3:12.62	50	4:42.35	50	6:11.80	22	7:37.39	22	9:04.03								
66	1:44.39	66	3:16.56	83	4:49.46	83	6:20.42	74	7:38.21	64	9:05.39								
83	1:45.21	83	3:17.98	66	4:49.92	66	6:23.14	50	7:40.24	74	9:05.99								
114	1:49.83	90	3:26.06	90	4:58.70	90	6:31.60	83	7:52.05	50	9:07.46								
90	1:50.07	114	3:26.07	114	5:01.97	114	6:37.99	66	7:55.68	83	9:25.55								
107	1:54.12	107	3:35.60	34	5:18.39					66	9:28.79								
34	1:59.34	34	3:39.47	107	5:19.14														



BRITISH HISTORIC RACING

ACU BRITISH SCOOTER STOCK CHAMPIONSHIP

RESULT - RACE 29

Pl	No	Evt	Name	Machine	Laps	Time	Behind	MPH	Best Lap on	MPH
1	1	4e	Justin PRICE	Lambretta GP200	6	8:35.42		62.86	1:23.58	5 64.61
2	30	10	Chris COOK	Piaggio Zip SP 78	6	8:48.07	12.65	61.36	1:25.62	3 63.07
3	2	Ev	Graham TATTON	Lambretta GP200	6	8:56.89	21.47	60.35	1:26.98	6 62.08
4	58	Ev	Stephen HAMILTON	Vespa SS90 - Team DSC	6	9:00.08	24.66	59.99	1:27.42	4 61.77
5	36	Ev	Nikita McNALLY	Lambretta GP 198	6	9:08.29	32.87	59.09	1:26.92	6 62.13
6	12	Ev	Jeremy STEEL	Lambretta 210	6	9:11.09	35.67	58.79	1:29.96	5 60.03
7	28	Ev	Stephen WRIGHT	Lambretta DSC RB 250	6	9:11.31	35.89	58.77	1:29.14	2 60.58
8	10	Ev	Drew DUNCAN	Lambretta Jet	6	9:17.97	42.55	58.07	1:29.25	2 60.50
9	63	4	David BRISTOW	Lambretta Hornet GP210	6	9:20.41	44.99	57.81	1:29.35	3 60.44
10	52	4e	John WOODS	Lambretta GP200	6	9:22.42	47.00	57.61	1:31.33	2 59.13
11	37	Ev	James McNALLY	Lambretta 200	6	9:23.17	47.75	57.53	1:30.34	6 59.77
12	83	4e	Jeremy CREW	Lambretta GP150	6	9:50.72	1:15.30	54.85	1:34.33	4 57.25
13	68	Ev	Shaun NICKELLS	JPS Lambretta 200	6	9:53.93	1:18.51	54.55	1:34.40	6 57.20
14	66	10	Anthony MAXWELL	Piaggio Zip SP 77	6	10:08.71	1:33.29	53.23	1:38.51	2 54.82
15	114	Ev	Wayne BARKER	Lambretta GP 200	5	8:53.45	1 Lap	50.61	1:41.98	5 52.95
16	34	Ev	Harry SMITH	Vespa PK 132	5	8:53.84	1 Lap	50.58	1:41.83	3 53.03
17	90	4e	Andrew WALKER	Lambretta GP200	5	8:56.03	1 Lap	50.37	1:43.84	2 52.00
Not-Classified										
41	4e		Stuart DAY	Lambretta GP 200	4	5:48.02	DNF	62.07	1:24.27	4 64.08
27	4e		Ian SCUTT	Hornet Racing Vespa	3	4:45.59	DNF	56.72	1:31.18	3 59.22
74	Ev		Bob WEST	Lambretta SRP Taffspee	2	3:23.51	DNF	53.07	1:34.18	2 57.34
50	4e		Phil HALLAM	Lambretta GP200	1	1:55.07	DNF	46.93	1:45.45	1 51.21
16	4		Tom SHAW	Lambretta DL200	0		Starter			

Fastest Lap

1 4e Justin PRICE Lambretta GP200 1:23.58 5 64.61

Start Time : 15:23

Darley Moor

16 May 21 15:34

Clerk of Course :

Time Issued :

Chief Timekeeper : Graham Marshall

THESE RESULTS ARE PROVISIONAL UNTIL THE CONCLUSION OF ANY JUDICIAL AND TECHNICAL MATTERS

HS Sports Timing and Results Systems - Results and Lap Times at www.theresultslive.co.uk



BRITISH HISTORIC RACING

RESULT - RACE 29

EVENT 10

PI	No	Evt	Name	Machine	Laps	Time	MPH	Best Lap on	MPH
1	30	10	Chris COOK	Piaggio Zip SP 78	6	8:48.07	61.36	1:25.62	3 63.07
2	66	10	Anthony MAXWELL	Piaggio Zip SP 77	6	10:08.71	53.23	1:38.51	2 54.82

Fastest Lap

30	10	Chris COOK	Piaggio Zip SP 78	1:25.62	3	63.07
----	----	------------	-------------------	---------	---	-------

EVENT 4

PI	No	Evt	Name	Machine	Laps	Time	MPH	Best Lap on	MPH
1	63	4	David BRISTOW	Lambretta Hornet GP210	6	9:20.41	57.81	1:29.35	3 60.44

Not-Classified

16	4	Tom SHAW	Lambretta DL200	0	Starter
----	---	----------	-----------------	---	---------

Fastest Lap

63	4	David BRISTOW	Lambretta Hornet GP210	1:29.35	3	60.44
----	---	---------------	------------------------	---------	---	-------

EVENT 4e

PI	No	Evt	Name	Machine	Laps	Time	MPH	Best Lap on	MPH
1	1	4e	Justin PRICE	Lambretta GP200	6	8:35.42	62.86	1:23.58	5 64.61
2	52	4e	John WOODS	Lambretta GP200	6	9:22.42	57.61	1:31.33	2 59.13
3	83	4e	Jeremy CREW	Lambretta GP150	6	9:50.72	54.85	1:34.33	4 57.25
4	90	4e	Andrew WALKER	Lambretta GP200	5	8:56.03	50.37	1:43.84	2 52.00

Not-Classified

41	4e	Stuart DAY	Lambretta GP 200	4	5:48.02	DNF	62.07	1:24.27	4 64.08
27	4e	Ian SCUTT	Hornet Racing Vespa	3	4:45.59	DNF	56.72	1:31.18	3 59.22
50	4e	Phil HALLAM	Lambretta GP200	1	1:55.07	DNF	46.93	1:45.45	1 51.21

Fastest Lap

1	4e	Justin PRICE	Lambretta GP200	1:23.58	5	64.61
---	----	--------------	-----------------	---------	---	-------

Start Time : 15:23

Darley Moor

16 May 21 15:34


Clerk of Course :

Time Issued :

Chief Timekeeper : Graham Marshall

THESE RESULTS ARE PROVISIONAL UNTIL THE CONCLUSION OF ANY JUDICIAL AND TECHNICAL MATTERS

HS Sports Timing and Results Systems - Results and Lap Times at www.theresultslive.co.uk



BRITISH HISTORIC RACING

RESULT - RACE 29

EVENT Ev

PI	No	Evt	Name	Machine	Laps	Time	MPH	Best Lap on	MPH	
1	2	Ev	Graham TATTON	Lambertta GP200	6	8:56.89	60.35	1:26.98	6 62.08	
2	58	Ev	Stephen HAMILTON	Vespa SS90 - Team DSC	6	9:00.08	59.99	1:27.42	4 61.77	
3	36	Ev	Nikita McNALLY	Lambretta GP 198	6	9:08.29	59.09	1:26.92	6 62.13	
4	12	Ev	Jeremy STEEL	Lambretta 210	6	9:11.09	58.79	1:29.96	5 60.03	
5	28	Ev	Stephen WRIGHT	Lambretta DSC RB 250	6	9:11.31	58.77	1:29.14	2 60.58	
6	10	Ev	Drew DUNCAN	Lambretta Jet	6	9:17.97	58.07	1:29.25	2 60.50	
7	37	Ev	James McNALLY	Lambretta 200	6	9:23.17	57.53	1:30.34	6 59.77	
8	68	Ev	Shaun NICKELLS	JPS Lambretta 200	6	9:53.93	54.55	1:34.40	6 57.20	
9	114	Ev	Wayne BARKER	Lambretta GP 200	5	8:53.45	50.61	1:41.98	5 52.95	
10	34	Ev	Harry SMITH	Vespa PK 132	5	8:53.84	50.58	1:41.83	3 53.03	
<u>Not-Classified</u>										
	74	Ev	Bob WEST	Lambretta SRP Taffspee	2	3:23.51	DNF	53.07	1:34.18	2 57.34
<u>Fastest Lap</u>										
	36	Ev	Nikita McNALLY	Lambretta GP 198				1:26.92	6 62.13	

Start Time : 15:23

Darley Moor

16 May 21 15:34

Clerk of Course :

Time Issued :

Chief Timekeeper : Graham Marshall

THESE RESULTS ARE PROVISIONAL UNTIL THE CONCLUSION OF ANY JUDICIAL AND TECHNICAL MATTERS


HS Sports Timing and Results Systems - Results and Lap Times at www.theresultslive.co.uk



ACU BRITISH SCOOTER STOCK CHAMPIONSHIP

LAP TIMES - RACE 29

1	Justin PRICE										
	Lap	1	2	3	4	5	6	7	8	9	10
	1	1:27.03	1:25.38	1:24.14	1:24.14	1:23.58	1:24.12				
2	Graham TATTON										
	Lap	1	2	3	4	5	6	7	8	9	10
	1	1:30.52	1:29.02	1:27.19	1:27.08	1:28.37	1:26.98				
10	Drew DUNCAN										
	Lap	1	2	3	4	5	6	7	8	9	10
	1	1:33.42	1:29.25	1:29.28	1:32.29	1:32.36	1:33.49				
12	Jeremy STEEL										
	Lap	1	2	3	4	5	6	7	8	9	10
	1	1:31.43	1:30.89	1:30.25	1:30.41	1:29.96	1:30.50				
27	Ian SCUTT										
	Lap	1	2	3	4	5	6	7	8	9	10
	1	1:34.87	1:31.49	1:31.18							
28	Stephen WRIGHT										
	Lap	1	2	3	4	5	6	7	8	9	10
	1	1:33.66	1:29.14	1:29.49	1:29.56	1:31.14	1:30.01				
30	Chris COOK										
	Lap	1	2	3	4	5	6	7	8	9	10
	1	1:26.11	1:25.79	1:25.62	1:26.40	1:27.15	1:29.61				
34	Harry SMITH										
	Lap	1	2	3	4	5	6	7	8	9	10
	1	1:50.33	1:46.96	1:41.83	1:43.52	1:42.13					
36	Nikita McNALLY										
	Lap	1	2	3	4	5	6	7	8	9	10
	1	1:37.13	1:30.10	1:29.84	1:27.12	1:28.34	1:26.92				
37	James McNALLY										
	Lap	1	2	3	4	5	6	7	8	9	10
	1	1:39.25	1:30.88	1:30.77	1:31.76	1:31.14	1:30.34				
41	Stuart DAY										
	Lap	1	2	3	4	5	6	7	8	9	10
	1	1:26.70	1:24.42	1:25.14	1:24.27						
50	Phil HALLAM										
	Lap	1	2	3	4	5	6	7	8	9	10
	1	1:45.45									
52	John WOODS										
	Lap	1	2	3	4	5	6	7	8	9	10
	1	1:35.95	1:31.33	1:31.52	1:31.35	1:32.45	1:31.49				



58

Stephen HAMILTON

Lap	1	2	3	4	5	6	7	8	9	10
1	1:31.29	1:28.91	1:28.05	1:27.42	1:28.36	1:28.28				

63 David BRISTOW

Lap	1	2	3	4	5	6	7	8	9	10
1	1:38.62	1:30.73	1:29.35	1:29.46	1:30.79	1:30.61				

66 Anthony MAXWELL

Lap	1	2	3	4	5	6	7	8	9	10
1	1:43.80	1:38.51	1:38.86	1:38.96	1:39.64	1:39.67				

68 Shaun NICKELLS

Lap	1	2	3	4	5	6	7	8	9	10
1	1:41.91	1:37.51	1:38.34	1:36.19	1:36.76	1:34.40				

74 Bob WEST

Lap	1	2	3	4	5	6	7	8	9	10
1	1:40.34	1:34.18								

83 Jeremy CREW

Lap	1	2	3	4	5	6	7	8	9	10
1	1:41.20	1:37.86	1:37.19	1:34.33	1:36.17	1:34.52				

90 Andrew WALKER

Lap	1	2	3	4	5	6	7	8	9	10
1	1:48.05	1:43.84	1:45.01	1:44.60	1:44.33					

114 Wayne BARKER

Lap	1	2	3	4	5	6	7	8	9	10
1	1:47.79	1:43.71	1:46.10	1:44.67	1:41.98					

ACU BRITISH SCOOTER STOCK CHAMPIONSHIP - RACE 29

Lap 1		Lap 2		Lap 3		Lap 4		Lap 5		Lap 6		Lap 7		Lap 8		Lap 9		Lap 10			
No	Time	No	Time	No	Time	No	Time	No	Time	No	Time	No	Time	No	Time	No	Time	No	Time		
30	1:33.50	41	2:58.61	1	4:23.58	1	5:47.72	1	7:11.30	1	8:35.42										
1	1:34.06	30	2:59.29	41	4:23.75	41	5:48.02	114	7:11.47 *1	30	8:48.07										
41	1:34.19	1	2:59.44	30	4:24.91	30	5:51.31	90	7:11.70 *1	114	8:53.45 *1										
2	1:38.25	2	3:07.27	2	4:34.46	2	6:01.54	34	7:11.71 *1	34	8:53.84 *1										
58	1:39.06	58	3:07.97	58	4:36.02	58	6:03.44	30	7:18.46	90	8:56.03 *1										
12	1:39.08	12	3:09.97	10	4:39.83	28	6:10.16	2	7:29.91	2	8:56.89										
10	1:41.30	10	3:10.55	12	4:40.22	12	6:10.63	58	7:31.80	58	9:00.08										
28	1:41.97	28	3:11.11	28	4:40.60	10	6:12.12	12	7:40.59	36	9:08.29										
27	1:42.92	27	3:14.41	27	4:45.59	36	6:13.03	28	7:41.30	12	9:11.09										
52	1:44.28	52	3:15.61	36	4:45.91	52	6:18.48	36	7:41.37	28	9:11.31										
36	1:45.97	36	3:16.07	52	4:47.13	63	6:19.01	10	7:44.48	10	9:17.97										
37	1:48.28	37	3:19.16	63	4:49.55	37	6:21.69	63	7:49.80	63	9:20.41										
74	1:49.33	63	3:20.20	37	4:49.93	83	6:40.03	52	7:50.93	52	9:22.42										
63	1:49.47	74	3:23.51	83	5:05.70	68	6:42.77	37	7:52.83	37	9:23.17										
83	1:50.65	68	3:28.24	68	5:06.58	66	6:49.40	83	8:16.20	83	9:50.72										
68	1:50.73	83	3:28.51	66	5:10.44			68	8:19.53	68	9:53.93										
66	1:53.07	66	3:31.58	114	5:26.80			66	8:29.04	66	10:08.71										
50	1:55.07	114	3:40.70	90	5:27.10																
114	1:56.99	90	3:42.09	34	5:28.19																
90	1:58.25	34	3:46.36																		
34	1:59.40																				