



NEWCOMERS GUIDE TO RACING

www.bsso.co.uk



BRITISH SCOOTER SPORT ORGANISATION

NEWCOMERS GUIDE TO ALL YOU NEED TO KNOW ABOUT STARTING RACING

INDEX PAGE

How to start racing	3
Joining the BSSO	3
Regulations of BSSO and class championships	3
Acu License Application information	4/5
Personal Protective equipment needed	5
Entry Forms	5
Race Programme and what to do	6
Circuit Information, contact details, facilities	7-11
Checklist of all you need to pack for racing	12
Contact us.....	13-14

Firstly join the BSSO

For our membership form download:

[illegible]

Read the BSSO machine construction regulations

A screenshot of a web browser displaying the British Scooter Sport Organisation (BSSO) website. The browser's address bar shows the URL 'www.bssotracering.org.uk/machine-specs-regulations.html'. The website has a white background with a dark header. On the left, there is a large, partially visible image of a scooter. The main content area features the BSSO logo, which consists of a shield with a Union Jack, surrounded by a laurel wreath and the text 'BRITISH SCOOTER BSSO SPORT ORGANISATION'. To the right of the logo, there is a blue text block that reads: 'IMPORTANT NOTICE THE ACU HANDBOOK ISNT UP TO DATE, PLEASE DO NOT USE IT AS GUIDANCE FOR BUILDING YOUR MACHINE! PLEASE REFER BELOW ONLY (ALL REGULATIONS UNCONTROLLED WHEN PRINTED)'. Below this text are five black buttons with white text: 'STANDARDS REGULATIONS CLASS & RULD CLASSES', 'SUPPLEMENTARY REGULATIONS', 'STREET CLASS', 'LCR PRODUCTION CLASS', and 'POINTS & AWARDS REGULATIONS'. At the bottom of the page, there is a line of text: 'ANY TECHNICAL QUERIES PLEASE CONTACT DEANAYE TECHNICAL CHAIRMAN ON BSSO.TECHNICAL@BTINTERNET.COM'. The browser's taskbar at the bottom shows several open applications, including 'Emu Corsica', and the system clock shows '2016'.

Decide which group you want
to compete in

No matter what scooter you use we have a group to suit you, whether it is a Gilera Runner, Piaggio Zip, Suzuki Burgman, Lambretta, Vespa or a Moto Rumi Bol d'Or. Our classes cater for everything from sidecars to liquid cooled, as well as specially constructed solos, and for all capacities of scooter from 50cc to 650cc

All our regulations can be found at this link: <http://www.bsso.co.uk/documents>

Build a bike to the spec for that group

Now match your choice of machine with the regulations for that group. Other members of the BSSO are always happy to help out with advice and don't forget our sponsors, many of whom supply everything you need to get your bike on the track. Many dealers are also either racers or are involved with certain riders. For all Technical enquires please email David Delaney
Technical Chairman of the BSSO on bssotechncial@btinternet.com

Get an ACU racing license

This is an essential requirement, without an ACU license you cannot race. Everyone who races a two or three wheeled vehicle needs a race license from the ACU — the organisation that controls motorcycle sport in the UK. A scooter race license will cost you (prices vary depending on what type of license you

want) approx. £45 per year. Every three years you will need to supply the ACU with an optician's report on your eyesight. For competitors over 55 it is required yearly (Note - you cannot get an ACU license for scooter racing without being a member of the BSSO). New addition is that a course is held at ACU headquarters in Rugby which is compulsory before any license is issued. For all new and lapsed acu licence applications you are required to take a written test (very simple) and on the track assessment (just to make sure your safe) Please take your acu licence form with you to the course. Course bookings can be found <https://www.acu.org.uk/ACU-Events/Competitor-Training-Course.aspx> PLEASE NOTE WHEN COMPLETING PAGE ONE AND WHICH LICENCE YOU REQUIRE PLEASE SEE BELOW:

	Road Race	Scooter	Drag	Sprint & Hillclimb	Supersport	Pocket Bike	Fee	Orange Vest?
Novice Rider							£48	£7
Intermediate Novice Rider*							£48	£7
Clubman Rider							£48	
National Rider							£48	
Novice Sidecar Driver							£48	£7
Intermediate Novice Sidecar Driver							£48	£7
Clubman Sidecar Driver							£48	
National Sidecar Driver							£48	
Novice Passenger							£48	£7
Clubman Passenger							£48	
National Passenger							£48	
Three Wheel Car Driver							£48	
Road Race Parade Rider							£10	

CLUBMAN RIDER: this is for all newcomers and those who haven't gained signatures from races completed.

NATIONAL RIDER: This is for competitors who have gained 12 race finishes and received signatures for them

This is for **SIDECAR DRIVERS CLUBMAN ONLY**

NATIONAL SIDECAR DRIVERS ONLY

CLUBMAN OR NATIONAL PASSENGER ONLY

Complete sections 1,2,3,4 if your 70 or over you need to complete section 5

Once you have filled in all sections relevant to you then sign it and get the code off the BSSO membership secretary to write on it as shown below

Parents / Person with Parental Responsibility name: _____ Signature: _____

Relationship to applicant: _____ Date: _____

• ACU Club Membership (applicable to all applicants).
I am / my child is a current member of the ACU affiliated club stated below:
Please do not send this form to us unless you have acquired your unique club membership code.

Name of Club: _____

Unique Club Membership Code _____ Date: _____

For 2018 Code starts 16

Section 7 - Road Race Course & Assessment - First time applicants and Lapsed Licence holders
I am / my child is a current member of the ACU affiliated club stated below:
Please do not send this form to us unless you have acquired your unique club membership code.

Basic Rider Assessment -
To be completed by all first time applicants for Road Race Rider, Sidecar Driver, Sidecar Passenger, Scooter and all Lapsed Licence holders.
Novice/Intermediate Novice Road Race Rider and Lapsed Novice Sidecar Driver licences.
***Lapsed Licence holder, is a rider who has not renewed their race licence for more than 5 years.**
FOR CLUB USE ONLY

PRINT NAME

Competitor Training Course & Basic Riding Assessment	Competitor Training Course Only	Basic Riding Assessment Only
Club Official Stamp: Date of Course: _____	Club Official Stamp: Date of Course: _____	Club Official Stamp: Date of Course: _____

Please note:
You will have 1 year from the date you attend the Competitor Training Course to apply for your Competition Licence.

From time to time we will contact you with official information, offers and promotions from ACU Ltd and ACU Events Ltd. Your details will not be passed on to any third party.

→ This is where you put the code given to you off the bsso membership secretary. You cannot do this until you are a bsso member

Get the right protective equipment

When you race a Scooter you will need to protect yourself in case you take a tumble. ACU regulations require you to wear a one-piece leather or Kevlar suit, a current ACU gold standard crash helmet, leather gloves, leather boots that cover the ankle and a dog tag around your neck that carries your name and date of birth. Your machine and your protective equipment is inspected every morning of each fixture to ensure that it conforms to ACU rules and safety. Any queries please contact our technical chairman.



What Next? Well once you have your bsso membership and your ACU license you need to send in your entry forms for each fixture. All entry forms are on our website:

<http://www.bsso.co.uk>



Race day Program:

Most competitors tend to arrive sometime on the Friday before the fixture. Giving you chance to set up and have a good look around the circuit facilities and if you want to a walk around the track! Please see sections proceeding this on circuit information. You can find circuit contact info, circuit maps and paddock information and facilities at the circuit. The entry fee you pay is for 1 x practice session and 2 races each day.

We want to make your experience hassle enjoyable, so here are the on-the-day steps you need to do before going out for practice.

1. **Technical Inspection:** If scrutineers have arrived they will generally inspect your bikes and clothing on the Friday evening anywhere between 4pm and 7pm. If Friday isn't convenient don't worry, technical inspection starts around 7:30am till around 8:30am Saturday morning. You will need to take your technical inspection card with you. You receive this with your tickets prior to the meeting.
2. **Signing on:** once your bike and clothing has been passed, you need to go to the office and sign on taking your club and acu membership cards as proof. You can get your transponders from the office and also your programme so you know which races are yours.
3. **No bikes are started up** till advised by the circuit so please be aware of this, once engines are given the all clear to be started we will require you to go for noise testing. The scrutineers will advise you of where this takes place, just ask them!
4. So after completing 1-3 you're ready to go, make sure you have done your final checks of the scooter (fuel, tyre pressures, etc.) and **wait for the paddock announcement for your practice session**. You usually get a first second and final call so listen out for them.
5. **Grid positions** are not contained in the programme, these will be distributed by bssso officials prior to the meeting or on the day
6. Any queries at all, please see any of the **BSSO officials** or even competitors we are all here to help each other out so don't be afraid to ask! We have all been a newcomer and know what it is like. Please see **contact us page for all BSSO officials** contained in this handbook.

Circuit Information.

Mallory Park

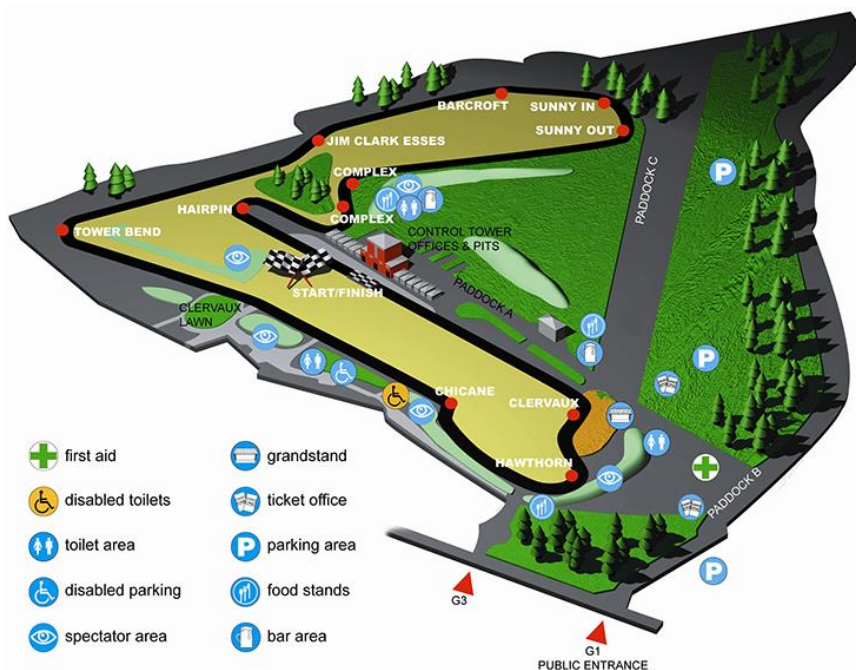


Mallory Park Mallory Park Circuit,
Church Road, Kirkby Mallory,
Leicestershire, LE9 7QE
Tel: 01455 502214

<https://www.malloryparkcircuit.com/venue/>



Mallory has great facilities as above. There are electric hook ups but you have to be quick as there are only a few. There is a grass area for tents if you wish to camp. The café is always open on race days. There is a bar but don't guarantee it will be open at the night time it depends on circuit staff available so if you want a pint be mindful to take your own beer!



CONTACTING CROFT CIRCUIT

Croft Circuit
West Lane
Dalton On Tees
North Yorkshire
DL2 2PL

Tel: **01325 721815**

Fax: **01325 721819**

Email: info@croftcircuit.co.uk

DRIVING TO CROFT CIRCUIT

TRAVELLING SOUTH BY ROAD

Take junction 58 off the A1(M) signed Darlington. Follow this route through Darlington, then follow the A167 towards Northallerton. Croft Circuit is signposted approximately 2 miles south of Croft on Tees.

TRAVELLING NORTH BY ROAD

Take junction 57 off the A1(M) to Darlington. At the second roundabout take the 5th exit - signed Northallerton A167. Continue on this route as above.

TRAINS AND PLANES TO CROFT CIRCUIT

TRAVELLING BY RAIL

The nearest station to Croft Circuit is Darlington which is 4 miles to the North. Darlington Station is frequently serviced by the East Coast Main Line. Contact BR on 0345 225225.

TRAVELLING BY AIR

The nearest Airport to Croft Circuit is Teesside, approximately 8 miles away.

1. Teesside Airport: 01325 332811
2. Newcastle Airport: 0191 2860966

Light aircraft landing facilities are available at Croft Circuit by prior arrangement only. Details of the airstrip will be disclosed on request.

East Fortune



East Fortune is an old airfield 30mins from Edinburgh. Such a great circuit and well worth the journey. Shower toilets and electric hook-ups are available for all competitors. Plenty of grass areas for camping. Café for breakfast and dinner is available as well and also the most important bar!

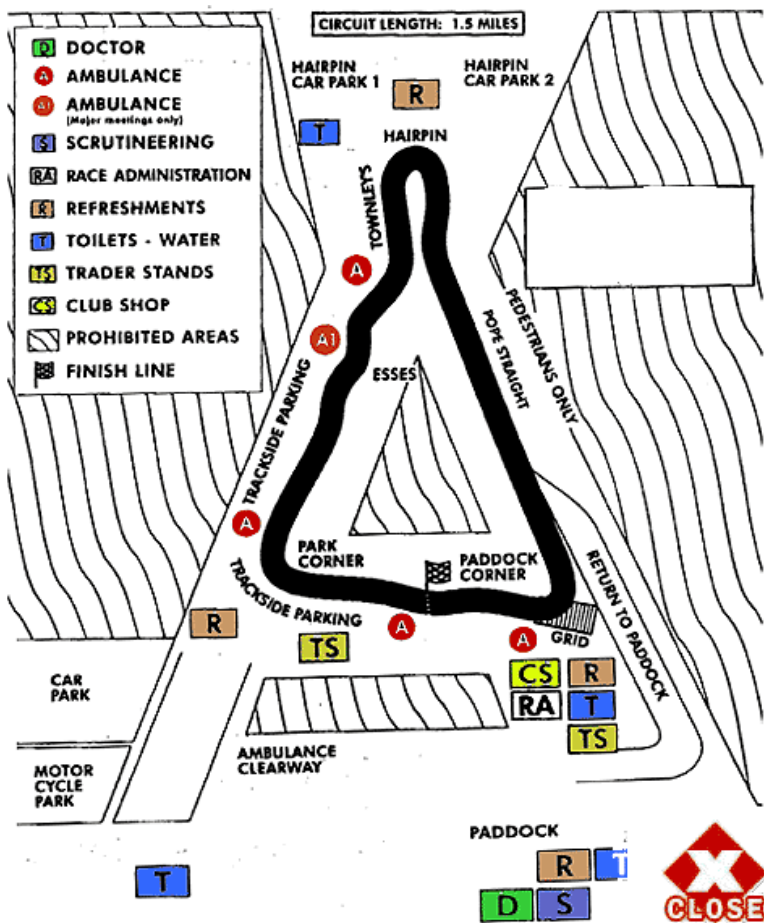
There isn't a circuit telephone number any queries on entry etc. you will need to speak with the hosting club secretary.

East Fortune
North Berwick
EH51 9JT
United Kingdom

Darley Moor

Looking for directions to Darley Moor M.C.R.R.C.?

Enter Postcode for your Sat Nav: DE6 2ET



Darley Moor has a café that is open during the day for hot food but not in the evenings. There isn't a bar and also no showers available. No electric hook ups so bring your generators!!!

Cadwell Park

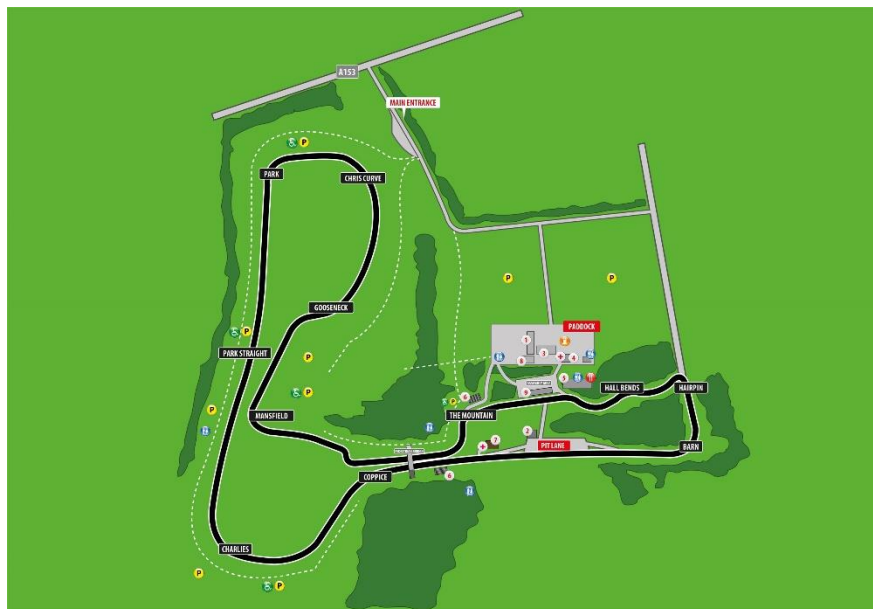


CadwellPark

Cadwell Park Circuit
Louth,
Lincolnshire LN11 9SE

Tel: 01507 343248
Fax: 01507 343519

cadwellpark@msv.com

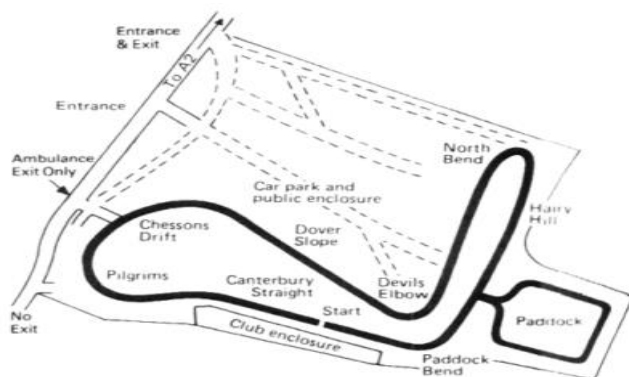


Cadwell provides all facilities you could need apart from electric hook ups. Lots of people bring generators.

Lydden hill



Lydden Hill Race Circuit,
Wootton, Canterbury,
Kent CT4 6ET Telephone- +44
(0)1304 830 557
Fax- +44 (0)1304 831 715



Lydden has electric hook-ups but these come with a small charge (usually £5 per day)

There are catering vans in the day but no bar or facilities at night time. This is a great circuit for atmosphere for all competitors and spectators



Racing Checklist (helpful guide on what you need to remember for the day)

- Your circuit entry tickets/car pass and technical inspection card
 - Your acu and bssso membership cards
- All your protective equipment: helmet, gloves, leathers, boots, dog tag
 - Sleeping arrangements? Tent, car, van, caravan
- Food, check with the circuit information on which circuits have café's if you don't want the hassle of cooking
 - Your Scooter (always handy to pack!)
 - Spares
 - Tools
- Fire Extinguisher: all hosting clubs may do spot checks to make sure you have this with you. It is an ACU requirement



Contact Us

We have a full contact us page on our website showing all our BSSO officials and emails for them
<http://www.bssso.co.uk/contact>

For a quick guide to some of our officials you may need on the day:

BSSO Chairman Dave Bristow

BSSO General Secretary

Steve Hamilton



BSSO Technical Chairman David Delaney

Bsso.technical@btinternet.com

Rider Representative Stuart Day

Any queries or problems on the day, speak to Stuart and he will be able to help or advise.



Jon Gilbert

BSSO Treasurer

Graham Tatton

Championship Controller (grids & championship tables)