



www.nemcrc.co.uk

Scooters

Qualifying Practice (Saturday) Results

Document 2

Rnk	No.	Rider	Machine	Laps	Best lap	mph	In Lap	Gap	Interv.	2nd Best
1	93	Steven Conneely	Lambretta / SX / 210	5	1:52.435	68.04	3			1:53.304
2	1	Justin Price	Lambretta / 200	5	1:53.292	67.52	5	0.857	0.857	1:55.676
3	58	Stephen Hamilton	Gilera / Runner / 172	5	1:53.655	67.31	3	1.220	0.363	1:53.720
4	25	Tom Shaw	Gilera / Runner / 197	4	1:54.864	66.60	3	2.429	1.209	1:55.911
5	86	Jason Metvier	Lambretta / GP / 245	5	1:55.045	66.50	5	2.610	0.181	1:56.195
6	28	Stephen Wright	Lambretta / 250	5	1:55.047	66.49	3	2.612	0.002	1:55.947
7	63	David Bristow	Lambretta / Hornet GP / 210	5	1:55.446	66.26	5	3.011	0.399	1:57.211
8	62	Taylor Sturgess	Lambretta / 220	4	1:55.455	66.26	4	3.020	0.009	1:57.124
9	2	Graham Tatton	Lambretta / GP / 200	5	1:58.374	64.63	5	5.939	2.919	1:58.475
10	89	Ioannis Chitoglou	Vespa / Hornet PK / 145	5	1:58.538	64.54	5	6.103	0.164	1:59.727
11	12	Jeremy Steel	Lambretta / 200	5	2:03.100	62.14	5	10.665	4.562	2:03.526
12	52	John Woods	Lambretta / GP / 200	5	2:04.136	61.63	5	11.701	1.036	2:06.038
13	17	Justin Offland	Lambretta / GP / 200	5	2:04.342	61.52	5	11.907	0.206	2:05.760
14	19	Mark Shirley	Piaggio / Zip	5	2:05.003	61.20	3	12.568	0.661	2:05.523
15	24	Darren Westgarth	Lambretta / 200	2	2:05.608	60.90	2	13.173	0.605	2:12.930
16	68	Shaun Nickells	JPS / Lambretta / 200	3	2:07.997	59.77	3	15.562	2.389	2:10.909
17	67	Danny Loder	Piaggio / Zip / 77	5	2:09.400	59.12	5	16.965	1.403	2:10.053
18	11	Drew Duncan	Lambretta / DSC JB / 245	4	2:10.930	58.43	3	18.495	1.530	2:13.802
19	90	Andrew Walker	Lambretta / GP / 200	5	2:13.472	57.32	3	21.037	2.542	2:13.751
20	50	Philip Hallam	Lambretta / GP / 200	4	2:27.723	51.79	3	35.288	14.251	2:29.019

Start Time : 05/09 - 09:30:36 / Flag Time : 09:40:37 / End Time : 09:42:25

Best lap : No.93 Steven Conneely 1:52.435 68.04 mph

Weather : Slightly cloudy Air : 16°C Track : Dry

Timekeeper(s): *David Jones* *A.S. Lovatt*

Clerk of Course: *[Signature]*

Croft (2.125 miles) (GB) 05-06/09/2020



www.nemcrc.co.uk

Scooters

Qualifying Practice (Saturday) Analysis

For information purposes. No official / regulatory value

Laps	Lap Time
No.1 Justin Price	
1	2:05.010
2	1:58.120
3	1:55.708
4	1:55.676
5	1:53.292
No.2 Graham Tatton	
1	2:08.096
2	1:59.122
3	1:58.475
4	2:01.204
5	1:58.374
No.11 Drew Duncan	
1	2:22.024
2	2:13.802
3	2:10.930
4	2:16.953
No.12 Jeremy Steel	
1	2:14.130
2	2:06.855
3	2:03.526
4	2:04.645
5	2:03.100
No.17 Justin Offland	
1	2:20.161
2	2:09.701
3	2:06.397
4	2:05.760
5	2:04.342
No.19 Mark Shirley	
1	2:11.148
2	2:05.523
3	2:05.003
4	2:06.126
5	2:08.757
No.24 Darren Westgarth	
1	2:12.930
2	2:05.608
No.25 Tom Shaw	
1	2:02.905
2	1:55.911
3	1:54.864
4	5:13.141
No.28 Stephen Wright	
1	2:01.975
2	1:55.947

Laps	Lap Time
3	1:55.047
4	1:59.020
5	1:57.072
No.50 Philip Hallam	
1	2:38.621
2	2:31.684
3	2:27.723
4	2:29.019
No.52 John Woods	
1	2:18.299
2	2:11.017
3	2:06.038
4	2:06.137
5	2:04.136
No.58 Stephen Hamilton	
1	2:03.180
2	1:55.818
3	1:53.655
4	1:54.874
5	1:53.720
No.62 Taylor Sturgess	
1	2:07.849
2	2:00.186
3	1:57.124
4	1:55.455
No.63 David Bristow	
1	2:10.907
2	2:01.616
3	1:57.941
4	1:57.211
5	1:55.446
No.67 Danny Loder	
1	2:17.842
2	2:11.904
3	2:10.053
4	2:10.554
5	2:09.400
No.68 Shaun Nickells	
1	2:16.112
2	2:10.909
3	2:07.997
No.86 Jason Metivier	
1	2:04.192
2	1:57.187
3	1:56.195
4	1:57.068

Laps	Lap Time
5	1:55.045
No.89 Ioannis Chitoglou	
1	2:14.785
2	2:00.926
3	1:59.790
4	1:59.727
5	1:58.538
No.90 Andrew Walker	
1	2:20.937
2	2:13.751
3	2:13.472
4	2:14.499
5	2:14.823
No.93 Steven Conneely	
1	2:07.664
2	1:53.911
3	1:52.435
4	1:53.304
5	1:54.870



www.nemcrc.co.uk

Scooters

Race 1 (Saturday) Results 8 Laps = 17.000 miles

Document 7

Rnk	No.	Rider	Machine	Laps	Time	mph	Gap	Interv.	Best lap	mph	In Lap	2nd Best
1	▲7	62 Taylor Sturgess	Lambretta / 220	8	14:54.611	68.41			1:49.346	69.96	7	1:49.880
2	▲1	58 Stephen Hamilton	Gilera / Runner / 172	8	14:54.927	68.39	0.316	0.316	1:49.180	70.07	8	1:49.833
3	▲3	28 Stephen Wright	Lambretta / 250	8	14:54.973	68.38	0.362	0.046	1:49.248	70.02	5	1:49.341
4	▼3	93 Steven Conneely	Lambretta / SX / 210	8	14:56.400	68.27	1.789	1.427	1:49.582	69.81	7	1:49.938
5	▼1	25 Tom Shaw	Gilera / Runner / 197	8	14:56.429	68.27	1.818	0.029	1:49.471	69.88	8	1:49.531
6	▲4	89 Ioannis Chitoglou	Vespa / Hornet PK / 145	8	15:16.463	66.78	21.852	20.034	1:52.195	68.18	3	1:52.484
7	▼2	86 Jason Metivier	Lambretta / GP / 245	8	15:40.269	65.09	45.658	23.806	1:52.688	67.89	3	1:53.001
8	▼1	4 David Bristow	Lambretta / Hornet GP / 210	8	15:48.459	64.53	53.848	8.190	1:53.903	67.16	7	1:55.191
9	=	2 Graham Tatton	Lambretta / GP / 200	8	15:49.203	64.48	54.592	0.744	1:56.029	65.93	8	1:56.713
10	▲8	11 Drew Duncan	Lambretta / DSC JB / 245	8	15:52.319	64.26	57.708	3.116	1:56.595	65.61	6	1:56.967
11	▲2	17 Justin Offland	Lambretta / GP / 200	8	16:29.739	61.83	1:35.128	37.420	2:00.463	63.50	6	2:00.535
12	=	52 John Woods	Lambretta / GP / 200	8	16:30.039	61.82	1:35.428	0.300	2:00.323	63.58	8	2:02.123
13	▲1	19 Mark Shirley	Piaggio / Zip	8	16:45.057	60.89	1:50.446	15.018	2:02.146	62.63	3	2:03.011
14	▼3	12 Jeremy Steel	Lambretta / 200	8	16:48.433	60.69	1:53.822	3.376	2:02.319	62.54	7	2:02.418
15	▲1	68 Shaun Nickells	JPS / Lambretta / 200	8	16:54.024	60.35	1:59.413	5.591	2:04.103	61.64	3	2:04.685
16	▲1	67 Danny Loder	Piaggio / Zip / 77	7	14:57.955	59.64	1 Lap	1 Lap	2:06.137	60.65	4	2:06.520
17	▲2	90 Andrew Walker	Lambretta / GP / 200	7	14:58.746	59.58	1 Lap	0.791	2:05.582	60.92	5	2:05.937
18	▲2	50 Philip Hallam	Lambretta / GP / 200	7	17:02.853	52.35	1 Lap	2:04.107	2:22.033	53.86	7	2:22.468

Not Classified

	24	Darren Westgarth	Lambretta / 200	6	12:48.000	59.77	Retired		2:02.367	62.52	2	2:02.812
	1	Justin Price	Lambretta / 200	5	9:49.024	64.94	Retired		1:51.435	68.65	3	1:54.183

Leaders : No.58 Stephen Hamilton (1-2) / No.25 Tom Shaw (3-4) / No.62 Taylor Sturgess (5-8)

Start Time : 05/09 - 12:02:56 / Flag Time : 12:17:51 / End Time : 12:19:59

Best lap : No.58 Stephen Hamilton 1:49.180 70.07 mph

Weather : Slightly cloudy Air : 16°C Track : Dry

Previous Event Record : No.93 Steven Conneely 1:52.435 68.04 mph

Timekeeper(s): *David Jones* *A. J. Lovatt*

Clerk of Course: *P. Foster*

Croft (2.125 miles) (GB) 05-06/09/2020



www.nemcrc.co.uk

Scooters

Race 1 (Saturday) Lap Chart

For information purposes. No official / regulatory value

	1	2	3	4	5	6	7	8	9	10	11	12	13	14	15	16	17	18	19	20	21
Grid	93	1	58	25	86	28	4	62	2	89	12	52	17	19	24	68	67	11	90	50	2
Start	1	58	93	28	25	86	62	2	12	89	52	17	19	11	68	24	67	90	4	50	
Lap 1	58	62	93	25	1	86	89	28	2	11	12	52	19	4	68	24	17	67	90	50	
<i>Interval</i>		1.4	0.1	0.0	2.2	0.3	0.1	0.6	1.8	2.8	1.8	2.5	0.8	0.4	0.1	0.2	0.6	0.7	2.7	16.4	
Lap 2	58	62	25	93	28	89	1	86	2	11	4	12	52	24	19	68	17	67	90	50	
<i>Interval</i>		1.2	0.1	0.3	3.9	0.9	0.2	0.3	5.1	4.0	6.1	0.2	3.1	0.9	0.3	1.6	0.2	3.8	3.2	33.9	
Lap 3	25	58	62	93	28	1	89	86	2	11	4	12	52	19	24	17	68	67	90	50	
<i>Interval</i>		1.3	0.4	0.1	3.4	1.4	0.5	1.0	10.6	3.7	6.1	5.1	2.5	1.1	0.7	0.7	2.1	8.5	0.6	54.3	
Lap 4	25	58	62	93	28	86	89	1	2	11	4	52	24	19	17	68	12	67	90	50	
<i>Interval</i>		0.3	0.3	0.9	1.0	5.9	0.2	8.0	8.2	3.6	4.0	15.4	0.4	0.1	0.4	5.2	8.7	0.2	1.8	1:12	
Lap 5	62	58	93	28	25	89	86	X	2	11	4	52	17	19	24	68	12	67	90	50	
<i>Interval</i>		0.8	0.3	0.1	0.5	10.4	0.6	11.0	8.9	2.4	3.4	20.8	2.6	0.1	0.1	7.9	4.3	4.4	0.8	1:33	
Lap 6	62	28	58	93	25	89	86	2	11	4	52	17	19	12	68	X	67	90	50		
<i>Interval</i>		0.7	0.2	0.9	0.5	13.2	2.7	22.5	1.0	2.0	27.8	1.0	2.6	12.7	0.3	4.2	3.0	0.5	1:49		
Lap 7	62	28	58	93	25	89	86	4	2	11	17	52	19	12	68	X	90	50			
<i>Interval</i>		1.0	0.4	0.7	0.4	16.2	6.8	22.9	0.1	2.1	33.8	0.5	5.7	10.2	2.9	9.3	0.7	2:04			
Lap 8	62	58	28	93	25	89	86	4	2	11	17	52	19	12	68						
<i>Interval</i>		0.3	0.0	1.4	0.0	20.0	23.8	8.1	0.7	3.1	37.4	0.3	15.0	3.3	5.5						



www.nemcrc.co.uk

Scooters


Race 1 (Saturday) Analysis

For information purposes. No official / regulatory value

Laps	Lap Time
No.1 Justin Price	
1	2:01.876
2	1:54.183
3	1:51.435
4	2:02.848
5	1:57.692
No.2 Graham Tatton	
1	2:00.163
2	1:56.713
3	1:58.226
4	1:58.844
5	1:58.386
6	1:57.988
7	1:57.184
8	1:56.029
No.4 David Bristow	
1	2:05.876
2	1:58.409
3	1:58.025
4	1:56.543
5	1:56.665
6	1:55.191
7	1:53.903
8	1:55.443
No.11 Drew Duncan	
1	2:01.486
2	1:57.887
3	1:57.983
4	1:58.717
5	1:57.238
6	1:56.595
7	1:58.268
8	1:56.967
No.12 Jeremy Steel	
1	2:04.547
2	2:02.512
3	2:02.879
4	2:21.781
5	2:02.418
6	2:03.308
7	2:02.319
8	2:02.741
No.17 Justin Offland	
1	2:08.415
2	2:03.909
3	2:01.735
4	2:02.636

Laps	Lap Time
5	2:03.798
6	2:00.463
7	2:01.256
8	2:00.535
No.19 Mark Shirley	
1	2:06.796
2	2:03.564
3	2:02.146
4	2:03.727
5	2:04.327
6	2:03.011
7	2:04.814
8	2:09.624
No.24 Darren Westgarth	
1	2:07.146
2	2:02.367
3	2:03.189
4	2:02.812
5	2:04.706
6	2:20.211
No.25 Tom Shaw	
1	1:55.947
2	1:50.921
3	1:49.970
4	1:52.924
5	1:52.388
6	1:50.569
7	1:49.531
8	1:49.471
No.28 Stephen Wright	
1	1:59.399
2	1:51.838
3	1:51.176
4	1:50.115
5	1:49.248
6	1:49.341
7	1:49.650
8	1:49.626
No.50 Philip Hallam	
1	2:25.918
2	2:25.003
3	2:26.399
4	2:25.604
5	2:25.907
6	2:22.468
7	2:22.033

Laps	Lap Time
No.52 John Woods	
1	2:06.721
2	2:03.189
3	2:02.229
4	2:04.265
5	2:02.123
6	2:02.148
7	2:02.779
8	2:00.323
No.58 Stephen Hamilton	
1	1:58.043
2	1:51.216
3	1:52.625
4	1:51.896
5	1:51.117
6	1:50.017
7	1:49.833
8	1:49.180
No.62 Taylor Sturgess	
1	1:55.268
2	1:51.016
3	1:51.896
4	1:51.801
5	1:49.880
6	1:49.931
7	1:49.346
8	1:50.284
No.67 Danny Loder	
1	2:08.503
2	2:07.028
3	2:08.531
4	2:06.137
5	2:06.613
6	2:06.520
7	2:06.940
No.68 Shaun Nickells	
1	2:07.145
2	2:04.685
3	2:04.103
4	2:05.706
5	2:06.785
6	2:08.025
7	2:04.926
8	2:05.374
No.86 Jason Metivier	
1	1:58.434
2	1:54.216



www.nemcrc.co.uk

Scooters

Race 1 (Saturday) Analysis

For information purposes. No official / regulatory value

Laps	Lap Time
3	1:52.688
4	1:53.001
5	1:54.860
6	1:55.541
7	1:56.532
8	2:10.252

No.89 Ioannis Chitoglou

1	1:57.065
2	1:53.508
3	1:52.195
4	1:54.304
5	1:54.030
6	1:53.364
7	1:52.484
8	1:53.271

No.90 Andrew Walker

1	2:10.853
2	2:07.521
3	2:05.937
4	2:07.275
5	2:05.582
6	2:06.265
7	2:07.182

No.93 Steven Conneely

1	1:59.617
2	1:51.284
3	1:51.610
4	1:52.572
5	1:50.159
6	1:50.634
7	1:49.582
8	1:49.938



www.nemcrc.co.uk


Scooters

Race 1 (Saturday) Starting Grid

Document 3

7	22 Alexander Vandyke Gilera / Runner / 125	50 Philip Hallam Lambretta / GP / 200	90 Andrew Walker Lambretta / GP / 200
6	11 Drew Duncan Lambretta / DSC JB / 245	67 Danny Loder Piaggio / Zip / 77	68 Shaun Nickells JPS / Lambretta / 200
5	24 Darren Westgarth Lambretta / 200	19 Mark Shirley Piaggio / Zip	17 Justin Offland Lambretta / GP / 200
4	52 John Woods Lambretta / GP / 200	12 Jeremy Steel Lambretta / 200	89 Ioannis Chitoglou Vespa / Hornet PK / 145
3	2 Graham Tatton Lambretta / GP / 200	62 Taylor Sturgess Lambretta / 220	4 David Bristow Lambretta / Hornet GP / 210
2	28 Stephen Wright Lambretta / 250	86 Jason Metivier Lambretta / GP / 245	25 Tom Shaw Gilera / Runner / 197
1	58 Stephen Hamilton Gilera / Runner / 172	1 Justin Price Lambretta / 200	93 Steven Conneely Lambretta / SX / 210

POLE POSITION



Start : 05/09 - 12:00 8 Laps = 17.000 miles

Croft (2.125 miles) (GB) 05-06/09/2020

Motorsport Timing UK



www.nemcrc.co.uk

Scooters

Race 8 (Saturday) Results 8 Laps = 17.000 miles

Document 8

Rnk	No.	Rider	Machine	Laps	Time	mph	Gap	Interv.	Best lap	mph	In Lap	2nd Best
1	▲5	28 Stephen Wright	Lambretta / 250	8	14:49.374	68.81			1:49.306	69.99	3	1:49.345
2	▲1	58 Stephen Hamilton	Gilera / Runner / 172	8	14:53.970	68.46	4.596	4.596	1:48.888	70.26	7	1:49.814
3	▼2	93 Steven Conneely	Lambretta / SX / 210	8	14:57.506	68.19	8.132	3.536	1:50.500	69.23	7	1:50.653
4	▲6	89 Ioannis Chitoglou	Vespa / Hornet PK / 145	8	14:57.973	68.15	8.599	0.467	1:50.006	69.54	8	1:50.534
5	▲3	62 Taylor Sturgess	Lambretta / 220	8	15:16.885	66.75	27.511	18.912	1:51.603	68.55	8	1:51.718
6	▼4	1 Justin Price	Lambretta / 200	8	15:23.388	66.28	34.014	6.503	1:53.203	67.58	7	1:53.650
7	▲2	2 Graham Tatton	Lambretta / GP / 200	8	15:52.052	64.28	1:02.678	28.664	1:57.148	65.30	6	1:57.409
8	▲10	11 Drew Duncan	Lambretta / DSC JB / 245	8	15:57.221	63.94	1:07.847	5.169	1:57.213	65.27	1	1:57.708
9	▼2	4 David Bristow	Lambretta / Hornet GP / 210	8	16:00.938	63.69	1:11.564	3.717	1:56.655	65.58	8	1:57.134
10	▲2	52 John Woods	Lambretta / GP / 200	8	16:21.389	62.36	1:32.015	20.451	2:00.547	63.46	4	2:00.701
11	▲10	22 Alexander Vandyke	Gilera / Runner / 125	8	16:26.575	62.03	1:37.201	5.186	1:58.972	64.30	8	2:00.428
12	▲1	17 Justin Offland	Lambretta / GP / 200	8	16:43.194	61.01	1:53.820	16.619	2:01.666	62.88	8	2:01.860
13	▼2	12 Jeremy Steel	Lambretta / 200	8	16:43.217	61.00	1:53.843	0.023	2:01.511	62.96	7	2:02.407
14	▲3	67 Danny Loder	Piaggio / Zip / 77	8	16:49.425	60.63	2:00.051	6.208	2:03.965	61.71	8	2:04.182
15	▼1	19 Mark Shirley	Piaggio / Zip	8	16:49.553	60.62	2:00.179	0.128	2:02.511	62.44	7	2:03.796
16	≡	68 Shaun Nickells	JPS / Lambretta / 200	7	14:51.250	60.08	1 Lap	1 Lap	2:04.752	61.32	5	2:05.019
17	▲3	50 Philip Hallam	Lambretta / GP / 200	6	15:18.794	49.96	2 Laps	1 Lap	2:27.397	51.90	5	2:28.826
Not Classified												
		90 Andrew Walker	Lambretta / GP / 200	5	11:45.620	54.21	Retired		2:17.447	55.66	2	2:18.272
		24 Darren Westgarth	Lambretta / 200	4	8:49.204	57.82	Retired		2:00.637	63.41	3	2:02.812
		86 Jason Metivier	Lambretta / GP / 245	3	5:55.963	64.47	Retired		1:56.246	65.81	2	1:56.758
		25 Tom Shaw	Gilera / Runner / 197	0	3.558		Retired					

Scooters - Best Lap : No.58 Stephen Hamilton - 1:48.888 / 92.5% of Race Winner's Speed : 63.65 mph

Leaders : No.28 Stephen Wright (1-8)

Start Time : 05/09 - 16:24:13 / Flag Time : 16:39:02 / End Time : 16:41:03

Best lap : No.58 Stephen Hamilton 1:48.888 70.26 mph

Weather : Slightly cloudy Air : 16°C Track : Dry

Previous Event Record : No.58 Stephen Hamilton 1:49.180 70.07 mph

Timekeeper(s): *David Jones* *A.J. Lovatt*

Clerk of Course: *P. Asher*

Croft (2.125 miles) (GB) 05-06/09/2020




www.nemcrc.co.uk

Scooters

Race 8 (Saturday) Lap Chart

For information purposes. No official / regulatory value

	1	2	3	4	5	6	7	8	9	10	11	12	13	14	15	16	17	18	19	20	21	
Grid	93	1	58	25	86	28	4	62	2	89	12	52	17	19	24	68	67	11	90	50	22	
Start	93	1	86	28	58	25	2	62	12	89	52	19	17	68	24	67	4	22	90	50	11	
Lap 1 <small>Interval</small>	28 1.5	93 0.7	58 1.0	1 0.1	89 0.5	62 0.6	86 0.6	2 3.5	11 1.7	67 2.9	52 1.4	24 0.8	4 0.1	12 1.9	22 0.1	68 0.6	19 0.6	17 1.1	90 10.6	50 14.6		
Lap 2	28 1.3	93 1.6	58 0.3	89 4.2	1 2.2	62 0.0	86 5.9	2 2.1	11 5.9	4 2.2	52 0.8	24 0.6	67 2.4	22 2.9	68 0.3	12 0.0	17 0.3	19 23.2	90 30.7	50		
Lap 3	28 3.1	93 1.5	58 0.5	89 7.7	1 2.1	62 2.2	86 6.9	2 2.1	11 7.0	4 4.1	52 0.7	24 4.8	22 1.8	67 4.7	68 0.0	17 0.1	12 0.2	19 37.9	90 44.3	50		
Lap 4	28 3.6	93 1.1	58 1.3	89 10.4	1 2.4	62 2.4	2 13.1	11 8.3	4 5.1	52 6.4	22 7.0	67 2.8	12 0.6	19 1.0	68 0.5	24 13.8	17 38.1	90 55.2	50			
Lap 5	28 5.0	58 0.0	93 1.4	89 13.4	1 1.8	62 18.0	2 15.0	11 8.1	4 8.0	52 7.5	22 10.4	17 10.4	67 0.9	12 0.2	19 2.3	68 0.8	90 1.05	50 1.04				
Lap 6	28 5.9	58 1.0	93 1.0	89 16.1	62 0.9	1 22.5	2 2.1	11 7.5	4 12.1	52 8.3	22 12.1	12 0.3	17 1.6	67 1.7	19 2.0	68 2.33	50					
Lap 7	28 5.2	58 2.6	93 1.1	89 17.3	62 2.4	1 26.9	2 3.1	11 6.5	4 16.1	52 7.1	22 13.2	12 0.7	17 3.9	67 0.1	19 5.6	68						
Lap 8	28 4.5	58 3.5	93 0.4	89 18.9	62 6.5	1 28.6	2 5.1	11 3.7	4 20.4	52 5.1	22 16.6	17 0.0	12 6.2	67 0.1	19							



www.nemcrc.co.uk

Scooters


Race 8 (Saturday) Analysis

For information purposes. No official / regulatory value

Laps	Lap Time
No.1 Justin Price	
1	1:59.555
2	1:55.253
3	1:54.661
4	1:54.745
5	1:53.650
6	1:54.604
7	1:53.203
8	1:55.657
No.2 Graham Tatton	
1	2:02.922
2	1:58.565
3	1:57.784
4	1:58.981
5	1:58.011
6	1:57.148
7	1:57.610
8	1:57.409
No.4 David Bristow	
1	2:07.373
2	1:59.622
3	1:58.843
4	1:59.495
5	1:58.032
6	1:57.134
7	1:57.543
8	1:56.655
No.11 Drew Duncan	
1	1:57.213
2	1:59.023
3	1:57.775
4	1:58.123
5	1:58.256
6	1:57.708
7	1:58.622
8	1:59.445
No.12 Jeremy Steel	
1	2:11.270
2	2:07.029
3	2:05.987
4	2:05.128
5	2:03.122
6	2:02.424
7	2:01.511
8	2:02.407
No.17 Justin Offland	
1	2:13.084

Laps	Lap Time
2	2:04.480
3	2:05.758
4	2:04.612
5	2:02.576
6	2:03.988
7	2:01.860
8	2:01.666
No.19 Mark Shirley	
1	2:12.033
2	2:05.942
3	2:05.817
4	2:05.931
5	2:04.482
6	2:03.796
7	2:02.511
8	2:03.972
No.22 Alexander Vandyke	
1	2:08.975
2	2:03.566
3	2:02.435
4	2:01.364
5	2:02.060
6	2:01.943
7	2:00.428
8	1:58.972
No.24 Darren Westgarth	
1	2:08.086
2	2:02.812
3	2:00.637
4	2:32.247
No.28 Stephen Wright	
1	1:55.250
2	1:51.028
3	1:49.306
4	1:51.223
5	1:50.215
6	1:49.345
7	1:49.590
8	1:50.453
No.50 Philip Hallam	
1	2:35.289
2	2:33.540
3	2:34.098
4	2:31.391
5	2:27.397
6	2:28.826

Laps	Lap Time
No.52 John Woods	
1	2:07.711
2	2:02.857
3	2:00.701
4	2:00.547
5	2:00.912
6	2:01.205
7	2:01.545
8	2:00.973
No.58 Stephen Hamilton	
1	1:57.588
2	1:51.703
3	1:50.982
4	1:51.261
5	1:50.522
6	1:50.248
7	1:48.888
8	1:49.814
No.62 Taylor Sturgess	
1	1:58.677
2	1:56.806
3	1:54.549
4	1:55.026
5	1:53.125
6	1:51.718
7	1:51.745
8	1:51.603
No.67 Danny Loder	
1	2:05.709
2	2:05.719
3	2:06.741
4	2:06.564
5	2:06.437
6	2:04.614
7	2:04.182
8	2:03.965
No.68 Shaun Nickells	
1	2:11.022
2	2:05.905
3	2:06.087
4	2:06.975
5	2:04.752
6	2:05.019
7	2:06.100
No.86 Jason Metivier	
1	2:00.070
2	1:56.246



www.nemcrc.co.uk

Scooters

Race 8 (Saturday) Analysis

For information purposes. No official / regulatory value

Laps	Lap Time
3	1:56.758
No.89 Ioannis Chitoglou	
1	1:57.059
2	1:50.869
3	1:51.137
4	1:52.060
5	1:50.692
6	1:50.928
7	1:50.534
8	1:50.006
No.90 Andrew Walker	
1	2:21.955
2	2:17.447
3	2:20.481
4	2:20.554
5	2:18.272
No.93 Steven Conneely	
1	1:58.354
2	1:50.768
3	1:51.105
4	1:51.714
5	1:51.706
6	1:51.265
7	1:50.500
8	1:50.653



www.nemcrc.co.uk


Scooters

Race 8 (Saturday) Starting Grid

Document 4

7	22 Alexander Vandyke Gilera / Runner / 125	50 Philip Hallam Lambretta / GP / 200	90 Andrew Walker Lambretta / GP / 200
6	11 Drew Duncan Lambretta / DSC JB / 245	67 Danny Loder Piaggio / Zip / 77	68 Shaun Nickells JPS / Lambretta / 200
5	24 Darren Westgarth Lambretta / 200	19 Mark Shirley Piaggio / Zip	17 Justin Offland Lambretta / GP / 200
4	52 John Woods Lambretta / GP / 200	12 Jeremy Steel Lambretta / 200	89 Ioannis Chitoglou Vespa / Hornet PK / 145
3	2 Graham Tatton Lambretta / GP / 200	62 Taylor Sturgess Lambretta / 220	4 David Bristow Lambretta / Hornet GP / 210
2	28 Stephen Wright Lambretta / 250	86 Jason Metivier Lambretta / GP / 245	25 Tom Shaw Gilera / Runner / 197
1	58 Stephen Hamilton Gilera / Runner / 172	1 Justin Price Lambretta / 200	93 Steven Conneely Lambretta / SX / 210

POLE POSITION



Start : 05/09 - 15:30 8 Laps = 17.000 miles



www.nemcrc.co.uk

Scooters

Race 12 (Sunday) Results 8 Laps = 17.000 miles

Document 9

Rnk	No.	Rider	Machine	Laps	Time	mph	Gap	Interv.	Best lap	mph	In Lap	2nd Best
1	▲7	62 Taylor Sturgess	Lambretta / 220	8	15:14.989	66.89			1:50.975	68.93	8	1:51.028
2	▲2	25 Tom Shaw	Gilera / Runner / 197	8	15:18.196	66.65	3.207	3.207	1:49.632	69.78	8	1:50.453
3	▲7	89 Ioannis Chitoglou	Vespa / Hornet PK / 145	8	15:22.224	66.36	7.235	4.028	1:50.462	69.25	7	1:51.765
4	▼2	1 Justin Price	Lambretta / 200	8	15:47.460	64.59	32.471	25.236	1:55.591	66.18	6	1:55.640
5	▼2	58 Stephen Hamilton	Gilera / Runner / 172	8	15:47.842	64.57	32.853	0.382	1:54.606	66.75	6	1:55.467
6	▲12	11 Drew Duncan	Lambretta / DSC JB / 245	8	16:18.291	62.56	1:03.302	30.449	1:58.015	64.82	5	1:58.142
7	▲2	2 Graham Tatton	Lambretta / GP / 200	8	16:32.953	61.63	1:17.964	14.662	1:56.834	65.48	6	1:57.481
8	▼1	4 David Bristow	Lambretta / Hornet GP / 210	8	16:36.386	61.42	1:21.397	3.433	1:57.425	65.15	8	1:59.449
9	▲6	24 Darren Westgarth	Lambretta / 200	8	16:50.979	60.54	1:35.990	14.593	2:01.569	62.93	8	2:02.202
10	▲3	17 Justin Offland	Lambretta / GP / 200	8	16:51.860	60.48	1:36.871	0.881	2:00.854	63.30	8	2:01.932
11	=	12 Jeremy Steel	Lambretta / 200	8	16:51.932	60.48	1:36.943	0.072	2:01.136	63.15	6	2:01.286
12	▲5	67 Danny Loder	Piaggio / Zip / 77	7	15:25.175	57.88	1 Lap	1 Lap	2:04.273	61.56	7	2:07.620
13	▲1	19 Mark Shirley	Piaggio / Zip	7	15:29.938	57.58	1 Lap	4.763	2:07.907	59.81	6	2:09.210
14	▲2	68 Shaun Nickells	JPS / Lambretta / 200	7	15:46.926	56.55	1 Lap	16.988	2:11.420	58.21	6	2:11.574
15	▼3	52 John Woods	Lambretta / GP / 200	7	16:27.789	54.21	1 Lap	40.863	2:14.542	56.86	7	2:14.784
16	▲4	50 Philip Hallam	Lambretta / GP / 200	7	17:24.089	51.29	1 Lap	56.300	2:23.373	53.36	6	2:24.257

No.11 Drew Duncan : No Transponder

Not Classified

86	Jason Metivier	Lambretta / GP / 245	7	14:35.258	61.18	Retired			2:01.036	63.20	4	2:01.442
28	Stephen Wright	Lambretta / 250	6	11:25.143	66.99	Retired			1:49.801	69.67	5	1:50.327
22	Alexander Vandyke	Gilera / Runner / 125	0	5.549		Retired						
90	Andrew Walker	Lambretta / GP / 200	0	8.714		Retired						

Scooters - Best Lap : No.25 Tom Shaw - 1:49.632 / 92.5% of Race Winner's Speed : 61.87 mph

Leaders : No.25 Tom Shaw (1-1) / No.28 Stephen Wright (2-6) / No.62 Taylor Sturgess (7-8)

Start Time : 06/09 - 12:33:42 / Flag Time : 12:48:57 / End Time : 12:51:06

Best lap : No.25 Tom Shaw 1:49.632 69.78 mph

Weather : Cloudy Air : 14°C Track : Wet

Event Record : No.58 Stephen Hamilton 1:48.888 70.26 mph

Timekeeper(s): *David Jones* *A.S. Lovatt*

Clerk of Course: *P. Foster*

Croft (2.125 miles) (GB) 05-06/09/2020




www.nemcrc.co.uk

Scooters

Race 12 (Sunday) Lap Chart

For information purposes. No official / regulatory value

	1	2	3	4	5	6	7	8	9	10	11	12	13	14	15	16	17	18	19	20	21	
Grid	94	1	58	25	86	28	4	62	2	89	12	52	17	19	24	68	67	11	90	50	22	
Start	1	11	58	25	86	28	62	2	12	89	52	17	19	24	68	22	67	4	50	90		
Lap 1 Interval	25 0.4	28 0.3	62 0.3	1 1.4	58 2.1	89 1.4	86 1.9	11 1.5	12 7.6	24 0.2	4 1.4	17 1.2	2 0.0	19 1.3	68 1.1	67 2.4	52 3.5	50 7.9				
Lap 2	28 0.7	62 0.1	25 4.1	89 0.1	1 1.9	58 10.7	86 0.4	11 12.7	2 0.5	4 0.3	24 0.3	17 5.9	12 0.4	19 0.4	68 2.0	67 16.6	52 14.1	50 14.1				
Lap 3	28 1.8	62 3.8	25 3.3	89 1.6	1 3.1	58 16.8	11 0.9	86 12.1	4 0.5	24 0.1	2 2.1	17 0.0	12 11.8	19 0.6	67 1.1	68 24.8	52 24.4	50 24.4				
Lap 4	28 2.1	62 6.2	25 2.4	89 7.4	1 1.9	58 20.3	11 1.4	86 12.5	4 1.4	2 0.5	24 2.9	17 0.5	12 18.2	19 0.6	67 4.5	68 28.6	52 34.7	50 34.7				
Lap 5	28 3.9	62 7.4	25 1.6	89 12.6	1 1.2	58 21.8	11 4.8	86 10.9	4 0.4	2 4.2	24 2.7	17 0.5	12 25.3	19 0.4	67 6.8	68 38.3	52 37.9	50 37.9				
Lap 6	28 5.2	62 7.7	25 1.4	89 16.4	1 0.3	58 25.4	11 9.5	86 5.3	2 2.7	4 7.6	24 1.4	12 0.4	17 31.6	19 0.1	67 10.6	68 41.7	52 46.5	50 46.5				
Lap 7	62 4.5	25 1.5	89 21.6	1 0.1	58 28.3	11 14.0	2 1.0	86 3.7	4 10.4	24 0.4	12 0.4	17 1.1	67 34.1	19 4.7	68 16.9	52 40.8	50 56.3					
Lap 8	62 3.2	25 4.0	89 25.2	1 0.3	58 30.4	11 14.6	2 3.4	4 14.5	24 0.8	17 0.0	12 0.0											



www.nemcrc.co.uk

Scooters

Race 12 (Sunday) Analysis

For information purposes. No official / regulatory value

Laps	Lap Time
No.1 Justin Price	
1	2:05.931
2	1:59.288
3	1:57.448
4	1:58.310
5	1:57.159
6	1:55.591
7	1:55.640
8	1:55.760

No.2 Graham Tatton	
1	2:22.013
2	2:07.400
3	2:05.321
4	2:02.260
5	1:58.806
6	1:56.834
7	1:57.481
8	1:58.748

No.4 David Bristow	
1	2:17.895
2	2:09.268
3	2:04.090
4	2:01.478
5	1:59.848
6	2:00.063
7	1:59.449
8	1:57.425

No.11 Drew Duncan	
1	2:12.476
2	2:05.361
3	2:04.331
4	2:00.568
5	1:58.015
6	1:58.216
7	1:58.309
8	1:58.142

No.12 Jeremy Steel	
1	2:18.616
2	2:11.982
3	2:06.053
4	2:04.046
5	2:02.350
6	2:01.136
7	2:01.286
8	2:02.037

No.17 Justin Offland	
1	2:20.948

Laps	Lap Time
2	2:08.644
3	2:06.314
4	2:03.556
5	2:02.348
6	2:02.152
7	2:01.932
8	2:00.854

No.19 Mark Shirley	
1	2:22.310
2	2:13.544
3	2:11.955
4	2:10.418
5	2:09.446
6	2:07.907
7	2:09.210

No.24 Darren Westgarth	
1	2:17.911
2	2:11.039
3	2:04.343
4	2:02.918
5	2:02.539
6	2:03.071
7	2:02.202
8	2:01.569

No.25 Tom Shaw	
1	2:03.032
2	1:57.287
3	1:56.712
4	1:53.433
5	1:52.785
6	1:51.899
7	1:50.453
8	1:49.632

No.28 Stephen Wright	
1	2:03.098
2	1:55.930
3	1:51.832
4	1:50.775
5	1:49.801
6	1:50.327

No.50 Philip Hallam	
1	2:34.241
2	2:31.701
3	2:29.837
4	2:27.892
5	2:24.468
6	2:23.373

Laps	Lap Time
7	2:24.257
No.52 John Woods	
1	2:29.716
2	2:25.523
3	2:19.509
4	2:17.546
5	2:21.260
6	2:14.784
7	2:14.542


No.58 Stephen Hamilton	
1	2:07.468
2	1:59.162
3	1:58.601
4	1:57.116
5	1:56.500
6	1:54.606
7	1:55.467
8	1:56.004

No.62 Taylor Sturgess	
1	2:03.187
2	1:56.323
3	1:52.946
4	1:51.028
5	1:51.646
6	1:51.586
7	1:53.628
8	1:50.975

No.67 Danny Loder	
1	2:25.184
2	2:12.444
3	2:10.051
4	2:10.400
5	2:09.290
6	2:07.620
7	2:04.273

No.68 Shaun Nickells	
1	2:23.108
2	2:12.894
3	2:13.272
4	2:13.762
5	2:11.574
6	2:11.420
7	2:15.405

No.86 Jason Metivier	
1	2:10.755
2	2:06.514
3	2:05.672



www.nemcrc.co.uk

Scooters

Race 12 (Sunday) Analysis

For information purposes. No official / regulatory value

Laps	Lap Time
4	2:01.036
5	2:01.442
6	2:02.887
7	2:03.911

No.89 Ioannis Chitoglou	
Laps	Lap Time
1	2:07.346
2	1:55.566
3	1:55.911
4	1:52.528
5	1:51.975
6	1:51.765
7	1:50.462
8	1:52.155



www.nemcrc.co.uk


Scooters

Race 12 (Sunday) Starting Grid

Document 5

7	22 Alexander Vandyke Gilera / Runner / 125	50 Philip Hallam Lambretta / GP / 200	90 Andrew Walker Lambretta / GP / 200
6	11 Drew Duncan Lambretta / DSC JB / 245	67 Danny Loder Piaggio / Zip / 77	68 Shaun Nickells JPS / Lambretta / 200
5	24 Darren Westgarth Lambretta / 200	19 Mark Shirley Piaggio / Zip	17 Justin Offland Lambretta / GP / 200
4	52 John Woods Lambretta / GP / 200	12 Jeremy Steel Lambretta / 200	89 Ioannis Chitoglou Vespa / Hornet PK / 145
3	2 Graham Tatton Lambretta / GP / 200	62 Taylor Sturgess Lambretta / 220	4 David Bristow Lambretta / Hornet GP / 210
2	28 Stephen Wright Lambretta / 250	86 Jason Metivier Lambretta / GP / 245	25 Tom Shaw Gilera / Runner / 197
1	58 Stephen Hamilton Gilera / Runner / 172	1 Justin Price Lambretta / 200	93 Steven Conneely Lambretta / SX / 210

POLE POSITION



Start : 06/09 - 12:25 8 Laps = 17.000 miles

Croft (2.125 miles) (GB) 05-06/09/2020

Motorsport Timing UK



www.nemcrc.co.uk

Scooters

Race 18 (Sunday) Results 8 Laps = 17.000 miles

Document 10

Rnk	No.	Rider	Machine	Laps	Time	mph	Gap	Interv.	Best lap	mph	In Lap	2nd Best
1	▲2	58 Stephen Hamilton	Gilera / Runner / 172	8	15:53.409	64.19			1:56.387	65.73	8	1:56.810
2	▬	1 Justin Price	Lambretta / 200	8	15:53.778	64.17	0.369	0.369	1:56.626	65.59	8	1:56.892
3	▲3	28 Stephen Wright	Lambretta / 250	8	15:54.728	64.10	1.319	0.950	1:55.485	66.24	8	1:55.799
4	▲1	86 Jason Metivier	Lambretta / GP / 245	8	16:11.896	62.97	18.487	17.168	1:58.738	64.43	2	1:59.183
5	▲5	89 Ioannis Chitoglou	Vespa / Hornet PK / 145	8	16:14.244	62.82	20.835	2.348	1:59.560	63.98	8	1:59.775
6	▲12	11 Drew Duncan	Lambretta / DSC JB / 245	8	16:40.976	61.14	47.567	26.732	2:01.755	62.83	5	2:02.854
7	▬	4 David Bristow	Lambretta / Hornet GP / 210	8	17:00.624	59.96	1:07.215	19.648	2:02.526	62.44	4	2:03.045
8	▲1	2 Graham Tatton	Lambretta / GP / 200	8	17:11.599	59.33	1:18.190	10.975	2:05.514	60.95	7	2:05.725
9	▲4	17 Justin Offland	Lambretta / GP / 200	8	17:17.081	59.01	1:23.672	5.482	2:05.988	60.72	6	2:07.256
10	▲7	67 Danny Loder	Piaggio / Zip / 77	8	17:49.813	57.21	1:56.404	32.732	2:09.922	58.88	8	2:10.463
11	▲3	19 Mark Shirley	Piaggio / Zip	7	15:57.092	55.95	1 Lap	1 Lap	2:13.097	57.48	3	2:13.345
12	▬	52 John Woods	Lambretta / GP / 200	7	16:25.733	54.33	1 Lap	28.641	2:18.595	55.20	7	2:18.829
13	▼5	62 Taylor Sturgess	Lambretta / 220	7	17:13.811	51.80	1 Lap	48.078	2:12.508	57.73	4	2:16.803

No.11 Drew Duncan : No Transponder

Not Classified

24	Darren Westgarth	Lambretta / 200	6	14:06.741	54.21	Retired			2:13.506	57.30	5	2:14.109
22	Alexander Vandyke	Gilera / Runner / 125	3	6:31.713	58.59	Retired			2:04.201	61.59	3	2:06.445
25	Tom Shaw	Gilera / Runner / 197	2	3:53.529	65.52	Retired			1:52.953	67.73	2	1:57.629
50	Philip Hallam	Lambretta / GP / 200	1	2:48.321	45.45	Retired			2:40.518	47.66	1	

Scooters - Best Lap : No.25 Tom Shaw - 1:52.953 / 92.5% of Race Winner's Speed : 59.38 mph

Start Time : 06/09 - 15:58:08 / Flag Time : 16:14:02 / End Time : 16:15:58

Weather : Cloudy Air : 14°C Track : Wet

Leaders : No.25 Tom Shaw (1-2) / No.58 Stephen Hamilton (3-8)

Best lap : No.25 Tom Shaw 1:52.953 67.73 mph

Event Record : No.58 Stephen Hamilton 1:48.888 70.26 mph

Timekeeper(s): *David Jones* *A.J. Lovatt*

Clerk of Course: *P. Foster*

Croft (2.125 miles) (GB) 05-06/09/2020

Motorsport Timing UK



www.nemcrc.co.uk

Scooters

Race 18 (Sunday) Lap Chart

For information purposes. No official / regulatory value

	1	2	3	4	5	6	7	8	9	10	11	12	13	14	15	16	17	18	19	20	21	
Grid	94	1	58	25	86	28	4	62	2	89	12	52	17	19	24	66	67	11	90	50	22	
Start	1	11	58	25	28	86	62	2	89	52	17	19	24	22	67	4	50					
Lap 1 Interval	25	58 5.0	86 1.0	1 1.1	28 2.5	89 1.0	11 2.4	2 6.3	4 0.4	22 0.3	17 2.7	62 1.9	19 1.1	67 1.0	52 0.2	24 1.3	50 18.7					
Lap 2	94	58 11.1	86 0.7	1 1.9	28 4.0	89 2.1	11 6.2	4 4.5	22 3.0	2 2.6	17 2.6	19 8.9	67 0.8	62 0.6	24 2.2	52 1.3						
Lap 3	58	86 1.5	1 1.7	28 4.0	89 3.0	11 10.1	4 5.6	12 1.6	2 6.6	17 2.9	19 13.5	67 0.2	24 4.6	62 0.4	52 6.8							
Lap 4	58	86 2.0	1 0.2	28 4.1	89 5.1	11 13.7	4 4.7	2 12.6	17 3.5	67 16.9	19 2.6	62 4.4	24 1.4	52 12.2								
Lap 5	58	1 0.1	86 1.7	28 2.4	89 7.7	11 15.3	4 17.7	2 4.7	17 3.9	67 21.7	24 9.9	19 1.8	62 4.9	52 12.2								
Lap 6	58	1 0.1	28 4.3	86 1.6	89 9.7	11 19.2	4 18.4	2 5.2	17 4.2	67 27.0	19 13.7	24 23.8	52 0.3	62 12.4								
Lap 7	58	1 0.1	28 2.0	86 8.5	89 6.8	11 22.3	4 18.6	2 7.6	17 6.1	67 30.4	19 17.2	52 28.6	62 48.0									
Lap 8	58	1 0.3	28 0.9	86 17.1	89 2.3	11 26.7	4 19.6	2 10.9	17 5.4	67 32.7												



www.nemcrc.co.uk

Scooters

Race 18 (Sunday) Analysis

For information purposes. No official / regulatory value

Laps	Lap Time
No.1 Justin Price	
1	2:06.224
2	1:59.534
3	1:59.640
4	1:57.630
5	1:57.526
6	1:56.892
7	1:58.014
8	1:56.626

No.2 Graham Tatton	
1	2:15.955
2	2:09.940
3	2:08.212
4	2:06.803
5	2:06.852
6	2:05.725
7	2:05.514
8	2:08.296

No.4 David Bristow	
1	2:14.299
2	2:03.738
3	2:05.577
4	2:02.526
5	2:14.791
6	2:05.250
7	2:03.045
8	2:04.994

No.11 Drew Duncan	
1	2:11.493
2	2:05.920
3	2:04.495
4	2:03.466
5	2:01.755
6	2:04.570
7	2:02.854
8	2:03.962

No.17 Justin Offland	
1	2:18.576
2	2:09.125
3	2:08.464
4	2:07.399
5	2:07.256
6	2:05.988
7	2:07.407
8	2:07.673

No.19 Mark Shirley	
1	2:21.544

2	2:14.929
3	2:13.097
4	2:13.345
5	2:21.208
6	2:13.346
7	2:14.242

No.22 Alexander Vandyke	
1	2:15.217
2	2:06.445
3	2:04.201

No.24 Darren Westgarth	
1	2:23.987
2	2:16.162
3	2:14.109
4	2:14.341
5	2:13.506
6	2:39.081

No.25 Tom Shaw	
1	1:57.629
2	1:52.953

No.28 Stephen Wright	
1	2:06.798
2	2:00.958
3	1:59.655
4	1:57.787
5	1:57.539
6	1:56.991
7	1:55.799
8	1:55.485

No.50 Philip Hallam	
1	2:40.518

No.52 John Woods	
1	2:23.363
2	2:18.829
3	2:20.075
4	2:19.263
5	2:20.345
6	2:20.409
7	2:18.595

No.58 Stephen Hamilton	
1	2:02.812
2	1:59.010
3	1:59.119
4	1:58.585
5	1:59.754
6	1:56.810
7	1:58.070

8	1:56.387
---	----------

No.62 Taylor Sturgess	
1	2:21.551
2	2:17.696
3	2:16.803
4	2:12.508
5	2:21.745
6	2:45.062
7	2:54.257

No.67 Danny Loder	
1	2:22.005
2	2:14.771
3	2:12.453
4	2:10.463
5	2:12.064
6	2:11.331
7	2:10.831
8	2:09.922

No.86 Jason Metivier	
1	2:02.964
2	1:58.738
3	1:59.842
4	1:59.183
5	1:59.540
6	2:01.105
7	2:02.697
8	2:04.067

No.89 Ioannis Chitoglou	
1	2:07.002
2	2:02.070
3	2:00.550
4	1:59.910
5	2:00.124
6	2:00.704
7	1:59.775
8	1:59.560



www.nemcrc.co.uk


Scooters

Race 18 (Sunday) Starting Grid

Document 6

7	22 Alexander Vandyke Gilera / Runner / 125	50 Philip Hallam Lambretta / GP / 200	90 Andrew Walker Lambretta / GP / 200
6	11 Drew Duncan Lambretta / DSC JB / 245	67 Danny Loder Piaggio / Zip / 77	68 Shaun Nickells JPS / Lambretta / 200
5	24 Darren Westgarth Lambretta / 200	19 Mark Shirley Piaggio / Zip	17 Justin Offland Lambretta / GP / 200
4	52 John Woods Lambretta / GP / 200	12 Jeremy Steel Lambretta / 200	89 Ioannis Chitoglou Vespa / Hornet PK / 145
3	2 Graham Tatton Lambretta / GP / 200	62 Taylor Sturgess Lambretta / 220	4 David Bristow Lambretta / Hornet GP / 210
2	28 Stephen Wright Lambretta / 250	86 Jason Metivier Lambretta / GP / 245	25 Tom Shaw Gilera / Runner / 197
1	58 Stephen Hamilton Gilera / Runner / 172	1 Justin Price Lambretta / 200	93 Steven Conneely Lambretta / SX / 210

POLE POSITION



Start : 06/09 - 15:19 8 Laps = 17.000 miles