



STOCK SCOOTERS

Cadwell Park

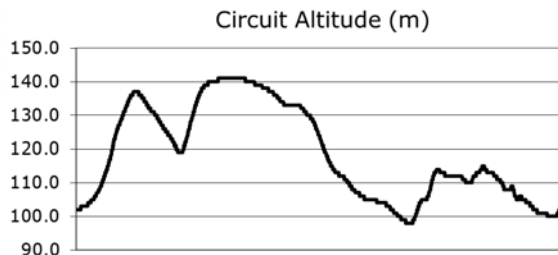
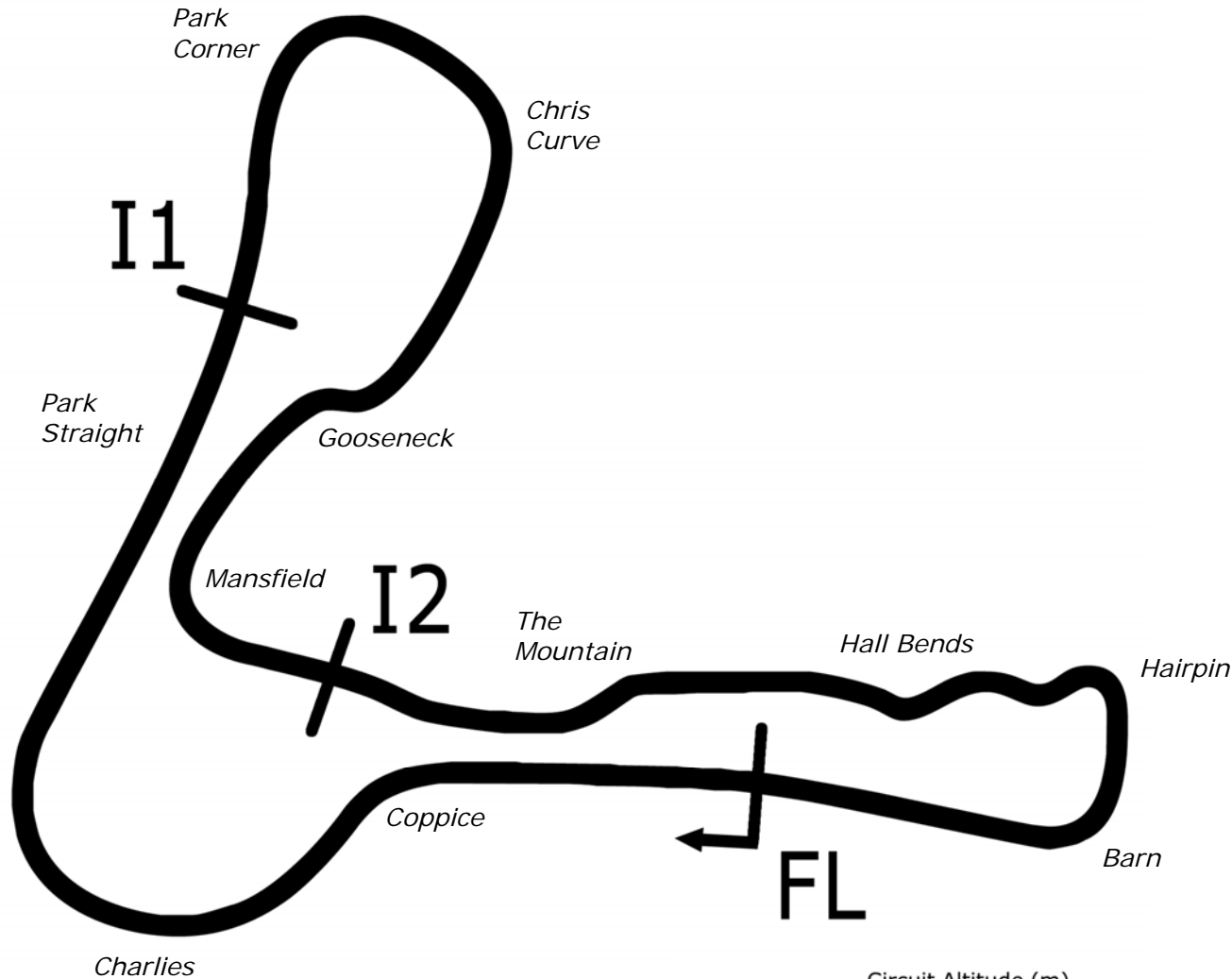
15th/16th August 2020



Results Provided by Timing Solutions Ltd

www.tsl-timing.com

Cadwell Park



Length	2.1870 miles	3519.6 m	
FL		53.31024 N	0.05940 W
I1	1190m	53.30746 N	0.06718 W
I2	2330m	53.30708 N	0.06270 W
Pit Entry	3472m	53.31103 N	0.05889 W
Pit Exit	0m after FL	53.31030 N	0.05940 W
Pit Entry-Pit Exit 92m, 5.5s @60kph, 4.1s @80kph			

All results available at www.tsl-timing.com

Time Attack - Rounds 2 & 3 - Cadwell Park - 15th/16th August 2020

BSSO

PRACTICE - CLASSIFICATION

POS	NO	CL	PIC NAME	ENTRY	TIME	ON	LAPS	GAP	DIFF	MPH
1	20	4	1 Darren CONNEELY	Lambretta 205	2:00.346	4	5			65.21
2	25	6A	1 Tom SHAW	Gilera Runner 198	2:00.374	6	7	0.028	0.028	65.19
3	28	P	1 Stephen WRIGHT	Lambretta DSC RB 200	2:04.718	3	6	4.372	4.344	62.92
4	89	O	1 Ioannis CHITOGLOU	Vespa Hornet PK 145	2:06.550	5	7	6.204	1.832	62.01
5	86	6	1 Jason METIVIER	Lambretta GP 245	2:07.126	2	4	6.780	0.576	61.73
6	63	4	2 David BRISTOW	Lambretta Hornet GP 210	2:08.941	3	6	8.595	1.815	60.86
7	30	10	1 Chris COOK	Piaggio Zip SP 77	2:09.031	3	5	8.685	0.090	60.82
8	93	4	3 Steven CONNEELY	Lambretta SX 205	2:09.832	4	4	9.486	0.801	60.44
9	1	4E	1 Justin PRICE	Lambretta GP 200	2:11.032	2	6	10.686	1.200	59.89
10	16	6	2 Chris GEYTON	Lambretta 210	2:11.969	4	4	11.623	0.937	59.46
11	78	P	2 Barrie BRAITHWAITE	Lambretta GP 200	2:13.777	4	4	13.431	1.808	58.66
12	58	O	2 Stephen HAMILTON	Gilera Runner 172	2:13.873	2	2	13.527	0.096	58.62
13	4	4E	2 Drew DUNCAN	Lambretta Jet 200	2:16.253	5	6	15.907	2.380	57.59
14	22	P	3 Alexander VANDYKE	Gilera Runner 125	2:16.799	5	6	16.453	0.546	57.36
15	47	P	4 Graham TATTON	Lambretta GP 200	2:17.163	1	1	16.817	0.364	57.21
16	23	P	5 Keith TERRY	Lambretta JB 200	2:17.475	2	3	17.129	0.312	57.08
17	68	P	6 Shaun NICKELLS	Lambretta GP 200	2:20.618	4	6	20.272	3.143	55.81
18	17	P	7 Justin OFFLAND	Lambretta GP 200	2:20.988	5	6	20.642	0.370	55.66
19	8	6	3 Graham TATTON	Lambretta GP 230	2:21.033	2	2	20.687	0.045	55.64
20	27	4E	3 Ian SCUTT	Hornet SS90 145	2:21.324	6	6	20.978	0.291	55.53
21	19	10	2 Mark SHIRLEY	Piaggio Zip 80	2:21.540	2	2	21.194	0.216	55.44
22	29	4	4 Rob FIELDER	Vespa PX 177	2:21.942	4	4	21.596	0.402	55.29
23	90	6	4 Andrew WALKER	Lambretta GP 200	2:22.738	3	3	22.392	0.796	54.98
24	52	4E	4 John WOODS	Lambretta GP 200	2:24.831	2	3	24.485	2.093	54.18
25	16	4	5 Chris GEYTON	Lambretta 205	2:25.123	1	1	24.777	0.292	54.07
26	74	6	5 Bob WEST	Lambretta SRP 200	2:26.857	6	6	26.511	1.734	53.44
27	109	4E	5 Paul FITZGERALD	Lambretta GP 200	2:33.493	4	5	33.147	6.636	51.12
28	50	P	8 Philip HALLAM	Lambretta GP 200	2:44.064	5	5	43.718	10.571	47.83
29	86	4E	6 Jason METIVIER	Lambretta GP 205			0			

Scooters 52, 93 & 109 - no working transponder - please fix before qualifying as per regulations

Weather / Track : Cloudy / Dry

These results are provisional until the conclusion of any judicial and technical matters.

Cadwell Park

Circuit Length = 2.1800 miles

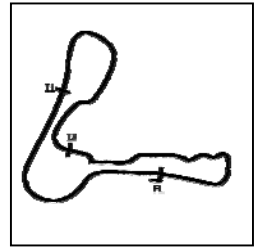
Start: 09:36 Flag 09:51 End: 09:53

Clerk Of Course :	Steward :	Timekeeper :

Time Attack - Rounds 2 & 3 - Cadwell Park - 15th/16th August 2020

BSSO

PRACTICE - SECTOR ANALYSIS



SECTOR 1 = FL to I1, SECTOR 2 = I1 to I2, SECTOR 3 = I2 to FL, DIFF = Difference To Personal Best Lap, P = Crossed Finish Line in Pit Lane, D = Time Disallowed

P1 20 4		Darren CONNEELY		Lambretta 205					
IDEAL LAP TIME : 1:59.313		BEST LAP TIME : 2:00.346		DIFFERENCE : 1.033					
LAP	SECTOR 1	SECTOR 2	SECTOR 3	LAP TIME	MPH	DIFF	TIME OF DAY		
1 -	34.171	93.8	41.398	51.181	93.2	2:06.750	61.91	6.404	09:39:25.202
2 -	32.297	92.8	39.217	2:16.492		3:28.006	37.73	1:27.660	09:42:53.208
3 -	34.652	83.5	38.310	51.985		2:04.947 (3)	62.81	4.601	09:44:58.155
4 -	32.722	85.7	37.392	50.232		2:00.346 (1)	65.21		09:46:58.501
5 -	32.955	84.8	37.862	49.624		2:00.441 (2)	65.16	0.095	09:48:58.942

P2 25 6A		Tom SHAW		Gilera Runner 198					
IDEAL LAP TIME : 1:59.318		BEST LAP TIME : 2:00.374		DIFFERENCE : 1.056					
LAP	SECTOR 1	SECTOR 2	SECTOR 3	LAP TIME	MPH	DIFF	TIME OF DAY		
1 -	36.283	88.0	42.387	52.130	91.0	2:10.800	60.00	10.426	09:39:27.408
2 -	33.450	89.0	39.452	49.721	92.4	2:02.623	64.00	2.249	09:41:30.031
3 -	32.872	89.7	38.123	50.410		2:01.405	64.64	1.031	09:43:31.436
4 -	32.234	92.1	39.456	50.138	91.6	2:01.828	64.41	1.454	09:45:33.264
5 -	33.045	91.6	38.015	49.712	91.5	2:00.772 (3)	64.98	0.398	09:47:34.036
6 -	33.200	89.8	38.105	49.069		2:00.374 (1)	65.19		09:49:34.410
7 -	32.575	89.2	38.774	49.282		2:00.631 (2)	65.05	0.257	09:51:35.041

P3 28 P		Stephen WRIGHT		Lambretta DSC RB 200					
IDEAL LAP TIME : 2:01.983		BEST LAP TIME : 2:04.718		DIFFERENCE : 2.735					
LAP	SECTOR 1	SECTOR 2	SECTOR 3	LAP TIME	MPH	DIFF	TIME OF DAY		
1 -	35.626	92.8	42.132	52.645	92.4	2:10.403 (3)	60.18	5.685	09:39:22.414
2 -	34.008	92.1	39.881	50.842	91.6	2:04.731 (2)	62.91	0.013	09:41:27.145
3 -	34.459	92.1	38.851	51.408	93.2	2:04.718 (1)	62.92		09:43:31.863
4 -	32.290	93.3	40.470	2:21.154		3:33.914	36.68	1:29.196	09:47:05.777
5 -	36.092	78.5	43.311	57.226		2:16.629	57.44	11.911	09:49:22.406
6 -	37.165	76.0	43.213	54.448		2:14.826	58.20	10.108	09:51:37.232

P4 89 O		Ioannis CHITOGLOU		Vespa Hornet PK 145					
IDEAL LAP TIME : 2:05.985		BEST LAP TIME : 2:06.550		DIFFERENCE : 0.565					
LAP	SECTOR 1	SECTOR 2	SECTOR 3	LAP TIME	MPH	DIFF	TIME OF DAY		
1 -	43.736	80.5	49.147	59.646	86.8	2:32.529	51.45	25.979	09:40:03.546
2 -	35.715	85.0	43.593	54.629	88.1	2:13.937	58.59	7.387	09:42:17.483
3 -	34.550	82.2	41.004	52.812	84.9	2:08.366 (3)	61.13	1.816	09:44:25.849
4 -	35.033	84.6	41.183	54.890	85.2	2:11.106	59.86	4.556	09:46:36.955
5 -	34.437	84.4	40.694	51.419	84.9	2:06.550 (1)	62.01		09:48:43.505
6 -	34.561	82.6	40.252	54.165	83.0	2:08.978	60.84	2.428	09:50:52.483
7 -	34.314	85.0	41.175	51.961	73.8	2:07.450 (2)	61.57	0.900	09:52:59.933

P5 86 6		Jason METIVIER		Lambretta GP 245					
IDEAL LAP TIME : 2:04.971		BEST LAP TIME : 2:07.126		DIFFERENCE : 2.155					
LAP	SECTOR 1	SECTOR 2	SECTOR 3	LAP TIME	MPH	DIFF	TIME OF DAY		
1 -	35.155	85.4	41.239	55.747	85.1	2:12.141	59.39	5.015	09:45:44.700
2 -	34.391	88.1	40.357	52.378	88.4	2:07.126 (1)	61.73		09:47:51.826
3 -	34.084	88.8	41.457	53.441	88.3	2:08.982 (3)	60.84	1.856	09:50:00.808
4 -	32.761	89.4	39.832	55.502	88.0	2:08.095 (2)	61.26	0.969	09:52:08.903

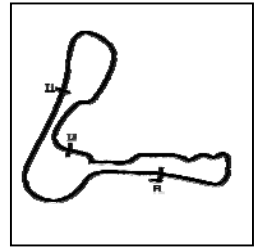
Weather / Track : Cloudy / Dry

Cadwell Park
Circuit Length = 2.1800 miles
Start: 09:36 Flag 09:51 End: 09:53

Time Attack - Rounds 2 & 3 - Cadwell Park - 15th/16th August 2020

BSSO

PRACTICE - SECTOR ANALYSIS



SECTOR 1 = FL to I1, SECTOR 2 = I1 to I2, SECTOR 3 = I2 to FL, DIFF = Difference To Personal Best Lap, P = Crossed Finish Line in Pit Lane, D = Time Disallowed

P6		63 4		David BRISTOW		Lambretta Hornet GP 210				
IDEAL LAP TIME : 2:08.000		BEST LAP TIME : 2:08.941		DIFFERENCE : 0.941						
LAP	SECTOR 1		SECTOR 2		SECTOR 3		LAP TIME	MPH	DIFF	TIME OF DAY
1 -	39.006	83.2	43.941	57.904	82.5	2:20.851	55.71	11.910	09:39:42.085	
2 -	35.379	84.3	40.821	53.496	82.7	2:09.696 (3)	60.51	0.755	09:41:51.781	
3 -	35.239	84.2	40.233	53.469	82.8	2:08.941 (1)	60.86		09:44:00.722	
4 -	35.081	83.8	40.634	55.653	82.7	2:11.368	59.74	2.427	09:46:12.090	
5 -	35.160	84.7	40.305	54.700	85.2	2:10.165	60.29	1.224	09:48:22.255	
6 -	35.284	84.9	40.655	53.368	83.9	2:09.307 (2)	60.69	0.366	09:50:31.562	

P7		30 10		Chris COOK		Piaggio Zip SP 77				
IDEAL LAP TIME : 2:07.951		BEST LAP TIME : 2:09.031		DIFFERENCE : 1.080						
LAP	SECTOR 1		SECTOR 2		SECTOR 3		LAP TIME	MPH	DIFF	TIME OF DAY
1 -	40.885	69.6	44.082	54.301		2:19.268	56.35	10.237	09:39:29.553	
2 -	38.795	67.4	42.018	2:08.122		3:28.935	37.56	1:19.904	09:42:58.488	
3 -	35.215	86.7	40.269	53.547		2:09.031 (1)	60.82		09:45:07.519	
4 -	34.726	86.4	40.118	57.541		2:12.385 (2)	59.28	3.354	09:47:19.904	
5 -	34.286	84.8	40.518	59.910		2:14.714 (3)	58.25	5.683	09:49:34.618	

P8		93 4		Steven CONNEELY		Lambretta SX 205				
IDEAL LAP TIME : 2:13.141		BEST LAP TIME : 2:09.832		DIFFERENCE : -3.309						
LAP	SECTOR 1		SECTOR 2		SECTOR 3		LAP TIME	MPH	DIFF	TIME OF DAY
1 -	40.641	87.6	45.620	55.517		2:21.778 (2)	55.35	11.946	09:39:47.318	
2 -	35.776	85.7	41.848	2:10.331		3:27.955	37.73	1:18.123	09:43:15.273	
3 -						2:30.689 (3)	52.08	20.857	09:45:45.962	
4 -						2:09.832 (1)	60.44		09:47:55.794	

P9		1 4E		Justin PRICE		Lambretta GP 200				
IDEAL LAP TIME : 2:11.032		BEST LAP TIME : 2:11.032		DIFFERENCE : 0.000						
LAP	SECTOR 1		SECTOR 2		SECTOR 3		LAP TIME	MPH	DIFF	TIME OF DAY
1 -	42.321	83.9	44.245	58.270	85.4	2:24.836	54.18	13.804	09:39:45.413	
2 -	35.283	84.2	41.128	54.621	81.3	2:11.032 (1)	59.89		09:41:56.445	
3 -	35.599	83.5	41.452	2:05.456		3:22.507	38.75	1:11.475	09:45:18.952	
4 -						2:31.721	51.72	20.689	09:47:50.673	
5 -						2:14.800 (3)	58.22	3.768	09:50:05.473	
6 -						2:11.207 (2)	59.81	0.175	09:52:16.680	

P10		16 6		Chris GEYTON		Lambretta 210				
IDEAL LAP TIME : 2:11.969		BEST LAP TIME : 2:11.969		DIFFERENCE : 0.000						
LAP	SECTOR 1		SECTOR 2		SECTOR 3		LAP TIME	MPH	DIFF	TIME OF DAY
1 -	37.792	87.2	45.296	56.215	85.4	2:19.303	56.33	7.334	09:45:17.748	
2 -	35.966	86.0	43.322	57.277	85.8	2:16.565 (3)	57.46	4.596	09:47:34.313	
3 -	36.377	84.7	42.815	55.419	85.0	2:14.611 (2)	58.30	2.642	09:49:48.924	
4 -	35.112	85.2	42.690	54.167	85.4	2:11.969 (1)	59.46		09:52:00.893	

P11		78 P		Barrie BRAITHWAITE		Lambretta GP 200				
IDEAL LAP TIME : 2:12.747		BEST LAP TIME : 2:13.777		DIFFERENCE : 1.030						
LAP	SECTOR 1		SECTOR 2		SECTOR 3		LAP TIME	MPH	DIFF	TIME OF DAY
1 -	40.723	75.9	47.787	58.159		2:26.669	53.50	12.892	09:40:01.841	
2 -	37.101	77.5	44.790	57.327		2:19.218 (3)	56.37	5.441	09:42:21.059	
3 -	36.758	78.5	44.629	56.889		2:18.276 (2)	56.75	4.499	09:44:39.335	
4 -	36.102	79.0	42.519	55.156		2:13.777 (1)	58.66		09:46:53.112	

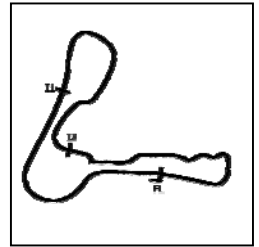
Weather / Track : Cloudy / Dry

Cadwell Park
Circuit Length = 2.1800 miles
Start: 09:36 Flag 09:51 End: 09:53

Time Attack - Rounds 2 & 3 - Cadwell Park - 15th/16th August 2020

BSSO

PRACTICE - SECTOR ANALYSIS



SECTOR 1 = FL to I1, SECTOR 2 = I1 to I2, SECTOR 3 = I2 to FL, DIFF = Difference To Personal Best Lap, P = Crossed Finish Line in Pit Lane, D = Time Disallowed

P12 58 O		Stephen HAMILTON			Gilera Runner 172				
IDEAL LAP TIME : 2:13.570		BEST LAP TIME : 2:13.873			DIFFERENCE : 0.303				
LAP	SECTOR 1	SECTOR 2	SECTOR 3	LAP TIME	MPH	DIFF	TIME OF DAY		
1 -	42.503	78.2	46.925	56.666	86.5	2:26.094 (2)	53.71	12.221	09:40:02.773
2 -	35.994	86.1	42.897	54.982	85.7	2:13.873 (1)	58.62		09:42:16.646

P13 4 4E		Drew DUNCAN			Lambretta Jet 200				
IDEAL LAP TIME : 2:15.594		BEST LAP TIME : 2:16.253			DIFFERENCE : 0.659				
LAP	SECTOR 1	SECTOR 2	SECTOR 3	LAP TIME	MPH	DIFF	TIME OF DAY		
1 -	40.415	75.6	47.290	1:01.483	86.4	2:29.188	52.60	12.935	09:39:45.280
2 -	37.920	80.0	45.937	1:00.048	84.8	2:23.905	54.53	7.652	09:42:09.185
3 -	37.510	86.3	44.457	1:44.190	77.6	3:06.157	42.15	49.904	09:45:15.342
4 -	37.250	80.8	43.951	57.967	79.9	2:19.168 (3)	56.39	2.915	09:47:34.510
5 -	36.640	82.9	42.800	56.813		2:16.253 (1)	57.59		09:49:50.763
6 -	35.981	82.4	43.796	59.320	78.9	2:19.097 (2)	56.42	2.844	09:52:09.860

P14 22 P		Alexander VANDYKE			Gilera Runner 125				
IDEAL LAP TIME : 2:15.378		BEST LAP TIME : 2:16.799			DIFFERENCE : 1.421				
LAP	SECTOR 1	SECTOR 2	SECTOR 3	LAP TIME	MPH	DIFF	TIME OF DAY		
1 -	40.533	73.3	46.793	59.384		2:26.710	53.49	9.911	09:39:52.732
2 -	38.960	72.6	44.629	57.366		2:20.955	55.67	4.156	09:42:13.687
3 -	38.721	73.2	43.393	56.081		2:18.195 (3)	56.78	1.396	09:44:31.882
4 -	38.012	73.1	44.489	57.008		2:19.509	56.25	2.710	09:46:51.391
5 -	39.060	71.6	42.683	55.056	76.0	2:16.799 (1)	57.36		09:49:08.190
6 -	37.896	71.6	42.426	56.535		2:16.857 (2)	57.34	0.058	09:51:25.047

P15 47 P		Graham TATTON			Lambretta GP 200				
IDEAL LAP TIME : 2:12.397		BEST LAP TIME : 2:17.163			DIFFERENCE : 4.766				
LAP	SECTOR 1	SECTOR 2	SECTOR 3	LAP TIME	MPH	DIFF	TIME OF DAY		
1 -	38.450	74.2	44.239	54.474	76.4	2:17.163 (1)	57.21		09:39:27.695

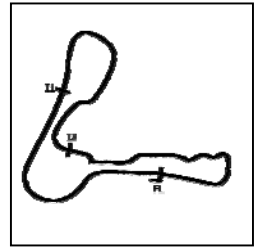
P16 23 P		Keith TERRY			Lambretta JB 200				
IDEAL LAP TIME : 2:16.720		BEST LAP TIME : 2:17.475			DIFFERENCE : 0.755				
LAP	SECTOR 1	SECTOR 2	SECTOR 3	LAP TIME	MPH	DIFF	TIME OF DAY		
1 -	40.215	73.1	46.834	57.311	78.3	2:24.360 (3)	54.36	6.885	09:39:49.942
2 -	38.168	77.9	42.868	56.439	78.4	2:17.475 (1)	57.08		09:42:07.417
3 -	38.205	77.3	43.673	56.832	77.2	2:18.710 (2)	56.57	1.235	09:44:26.127

P17 68 P		Shaun NICKELLS			Lambretta GP 200				
IDEAL LAP TIME : 2:19.741		BEST LAP TIME : 2:20.618			DIFFERENCE : 0.877				
LAP	SECTOR 1	SECTOR 2	SECTOR 3	LAP TIME	MPH	DIFF	TIME OF DAY		
1 -	41.614	75.3	51.419	1:00.493	77.7	2:33.526	51.11	12.908	09:40:03.478
2 -	38.805	76.7	46.489	58.964	77.5	2:24.258	54.40	3.640	09:42:27.736
3 -	39.157	74.1	47.116	58.460	76.9	2:24.733	54.22	4.115	09:44:52.469
4 -	38.375	76.2	44.324	57.919	76.8	2:20.618 (1)	55.81		09:47:13.087
5 -	38.735	74.8	45.722	57.547	76.6	2:22.004 (2)	55.26	1.386	09:49:35.091
6 -	40.759	76.3	46.140	57.042	77.0	2:23.941 (3)	54.52	3.323	09:51:59.032

Time Attack - Rounds 2 & 3 - Cadwell Park - 15th/16th August 2020

BSSO

PRACTICE - SECTOR ANALYSIS



SECTOR 1 = FL to I1, SECTOR 2 = I1 to I2, SECTOR 3 = I2 to FL, DIFF = Difference To Personal Best Lap, P = Crossed Finish Line in Pit Lane, D = Time Disallowed

P18		17 P		Justin OFFLAND		Lambretta GP 200				
IDEAL LAP TIME : 2:20.440		BEST LAP TIME : 2:20.988		DIFFERENCE : 0.548						
LAP	SECTOR 1		SECTOR 2		SECTOR 3		LAP TIME	MPH	DIFF	TIME OF DAY
1 -	41.421	70.7	48.099		59.378	79.0	2:28.898	52.70	7.910	09:39:49.705
2 -	38.203	77.2	46.103		59.503	77.3	2:23.809	54.57	2.821	09:42:13.514
3 -	38.434	76.4	46.473		58.261	77.3	2:23.168 (3)	54.81	2.180	09:44:36.682
4 -	38.635	76.6	45.988		59.879	76.9	2:24.502	54.31	3.514	09:47:01.184
5 -	38.751	75.7	44.475		57.762	76.4	2:20.988 (1)	55.66		09:49:22.172
6 -	39.292	73.3	44.867		58.278	74.6	2:22.437 (2)	55.09	1.449	09:51:44.609

P19		8 6		Graham TATTON		Lambretta GP 230				
IDEAL LAP TIME : 2:21.033		BEST LAP TIME : 2:21.033		DIFFERENCE : 0.000						
LAP	SECTOR 1		SECTOR 2		SECTOR 3		LAP TIME	MPH	DIFF	TIME OF DAY
1 -	39.397	86.7	46.087		1:00.519	84.6	2:26.003 (2)	53.75	4.970	09:48:20.007
2 -	37.331	86.7	45.322		58.380	81.5	2:21.033 (1)	55.64		09:50:41.040

P20		27 4E		Ian SCUTT		Hornet SS90 145				
IDEAL LAP TIME : 2:20.901		BEST LAP TIME : 2:21.324		DIFFERENCE : 0.423						
LAP	SECTOR 1		SECTOR 2		SECTOR 3		LAP TIME	MPH	DIFF	TIME OF DAY
1 -	44.204	76.4	51.439		1:03.766		2:39.409	49.23	18.085	09:40:13.902
2 -	39.853	80.0	47.033		1:00.636		2:27.522	53.19	6.198	09:42:41.424
3 -	38.336	81.9	45.718		59.141		2:23.195	54.80	1.871	09:45:04.619
4 -	37.597	82.6	44.825		59.637		2:22.059 (2)	55.24	0.735	09:47:26.678
5 -	37.954	81.8	44.604		59.902		2:22.460 (3)	55.08	1.136	09:49:49.138
6 -	37.156	81.4	44.802		59.366		2:21.324 (1)	55.53		09:52:10.462

P21		19 10		Mark SHIRLEY		Piaggio Zip 80				
IDEAL LAP TIME : 2:20.716		BEST LAP TIME : 2:21.540		DIFFERENCE : 0.824						
LAP	SECTOR 1		SECTOR 2		SECTOR 3		LAP TIME	MPH	DIFF	TIME OF DAY
1 -	40.456	70.6	45.734		58.297		2:24.487 (2)	54.31	2.947	09:39:44.842
2 -	39.261	73.6	45.109		57.170	80.4	2:21.540 (1)	55.44		09:42:06.382

P22		29 4		Rob FIELDER		Vespa PX 177				
IDEAL LAP TIME : 2:21.133		BEST LAP TIME : 2:21.942		DIFFERENCE : 0.809						
LAP	SECTOR 1		SECTOR 2		SECTOR 3		LAP TIME	MPH	DIFF	TIME OF DAY
1 -	41.850	73.0	48.260		59.045	74.8	2:29.155	52.61	7.213	09:39:41.960
2 -	39.632	73.8	45.984		58.575	75.7	2:24.191 (3)	54.42	2.249	09:42:06.151
3 -	39.949	73.1	45.572		57.707	75.0	2:23.228 (2)	54.79	1.286	09:44:29.379
4 -	39.157	72.6	45.547		57.238	75.6	2:21.942 (1)	55.29		09:46:51.321

P23		90 6		Andrew WALKER		Lambretta GP 200				
IDEAL LAP TIME : 2:22.738		BEST LAP TIME : 2:22.738		DIFFERENCE : 0.000						
LAP	SECTOR 1		SECTOR 2		SECTOR 3		LAP TIME	MPH	DIFF	TIME OF DAY
1 -	40.855	82.9	47.621		1:01.942	82.2	2:30.418 (3)	52.17	7.680	09:39:57.410
2 -	38.689	83.4	46.541		59.255	81.2	2:24.485 (2)	54.31	1.747	09:42:21.895
3 -	38.199	82.7	45.600		58.939	80.3	2:22.738 (1)	54.98		09:44:44.633

P24		52 4E		John WOODS		Lambretta GP 200				
IDEAL LAP TIME : 2:22.513		BEST LAP TIME : 2:24.831		DIFFERENCE : 2.318						
LAP	SECTOR 1		SECTOR 2		SECTOR 3		LAP TIME	MPH	DIFF	TIME OF DAY
1 -	41.283	72.7	50.523		1:01.721		2:33.527 (2)	51.11	8.696	09:39:54.681
2 -	38.096	82.6	47.040		59.695		2:24.831 (1)	54.18		09:42:19.512
3 -	37.843	82.2	44.975		2:30.805		3:53.623 (3)	33.59	1:28.792	09:46:13.135

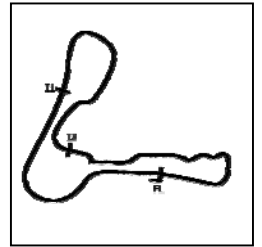
Weather / Track : Cloudy / Dry

Cadwell Park
Circuit Length = 2.1800 miles
Start: 09:36 Flag 09:51 End: 09:53

Time Attack - Rounds 2 & 3 - Cadwell Park - 15th/16th August 2020

BSSO

PRACTICE - SECTOR ANALYSIS



SECTOR 1 = FL to I1, SECTOR 2 = I1 to I2, SECTOR 3 = I2 to FL, DIFF = Difference To Personal Best Lap, P = Crossed Finish Line in Pit Lane, D = Time Disallowed

P25 16 4		Chris GEYTON		Lambretta 205				
IDEAL LAP TIME : 2:18.438		BEST LAP TIME : 2:25.123		DIFFERENCE : 6.685				
LAP	SECTOR 1		SECTOR 2	SECTOR 3	LAP TIME	MPH	DIFF	TIME OF DAY
1 -	39.014	82.6	47.773	58.336	84.9	2:25.123 (1)	54.07	09:39:42.407

P26 74 6		Bob WEST		Lambretta SRP 200				
IDEAL LAP TIME : 2:26.535		BEST LAP TIME : 2:26.857		DIFFERENCE : 0.322				
LAP	SECTOR 1		SECTOR 2	SECTOR 3	LAP TIME	MPH	DIFF	TIME OF DAY
1 -	42.988	70.4	50.801	1:06.259	2:40.048	49.03	13.191	09:39:58.760
2 -	40.879	71.4	48.595	1:03.859	2:33.333	51.18	6.476	09:42:32.093
3 -	39.993	68.0	48.036	1:03.279	2:31.308	51.86	4.451	09:45:03.401
4 -	39.536	68.2	47.385	1:02.350	2:29.271 (3)	52.57	2.414	09:47:32.672
5 -	39.100	69.1	47.178	1:02.526	2:28.804 (2)	52.74	1.947	09:50:01.476
6 -	39.009	67.4	45.176	1:02.672	2:26.857 (1)	53.44		09:52:28.333

P27 109 4E		Paul FITZGERALD		Lambretta GP 200				
IDEAL LAP TIME :		BEST LAP TIME : 2:33.493		DIFFERENCE :				
LAP	SECTOR 1		SECTOR 2	SECTOR 3	LAP TIME	MPH	DIFF	TIME OF DAY
1 -					2:46.826	47.04	13.333	09:41:44.430
2 -					2:38.280 (3)	49.58	4.787	09:44:22.710
3 -					2:38.489	49.51	4.996	09:47:01.199
4 -					2:33.493 (1)	51.12		09:49:34.692
5 -					2:35.318 (2)	50.52	1.825	09:52:10.010

P28 50 P		Philip HALLAM		Lambretta GP 200					
IDEAL LAP TIME : 2:43.552		BEST LAP TIME : 2:44.064		DIFFERENCE : 0.512					
LAP	SECTOR 1		SECTOR 2	SECTOR 3	LAP TIME	MPH	DIFF	TIME OF DAY	
1 -	46.476	64.1	53.301	1:07.607	69.5	2:47.384 (3)	46.88	3.320	09:40:04.366
2 -	46.082	59.5	54.978	1:06.832	67.8	2:47.892	46.74	3.828	09:42:52.258
3 -	47.057	61.1	55.092	1:05.792	68.6	2:47.941	46.73	3.877	09:45:40.199
4 -	46.294	63.6	53.836	1:05.804	68.7	2:45.934 (2)	47.29	1.870	09:48:26.133
5 -	45.653	63.9	53.003	1:05.408	66.7	2:44.064 (1)	47.83		09:51:10.197

Time Attack - Rounds 2 & 3 - Cadwell Park - 15th/16th August 2020

BSSO

PRACTICE - BEST SPEEDS

POS	INTERMEDIATE 1			INTERMEDIATE 2			FINISH LINE		
	NO	NAME	MPH	NO	NAME	MPH	NO	NAME	MPH
1	20	CONNELY	93.8				20	CONNELY	93.2
2	28	WRIGHT	93.3				28	WRIGHT	93.2
3	25	SHAW	92.1				25	SHAW	92.4
4	86	METIVIER	89.4				86	METIVIER	88.4
5	93	CONNELY	87.6				89	CHITOGLOU	88.1
6	16	GEYTON	87.2				58	HAMILTON	86.5
7	30	COOK	86.7				4	DUNCAN	86.4
8	8	TATTON	86.7				16	GEYTON	85.8
9	4	DUNCAN	86.3				1	PRICE	85.4
10	58	HAMILTON	86.1				63	BRISTOW	85.2
11	86	METIVIER	86.1				16	GEYTON	84.9
12	89	CHITOGLOU	85.0				8	TATTON	84.6
13	63	BRISTOW	84.9				86	METIVIER	83.3
14	16	GEYTON	84.5				90	WALKER	82.2
15	1	PRICE	84.2				19	SHIRLEY	80.4
16	90	WALKER	83.4				17	OFFLAND	79.0
17	27	SCUTT	82.6				23	TERRY	78.4
18	52	WOODS	82.6				68	NICKELLS	77.7
19	78	BRAITHWAITE	79.0				47	TATTON	76.4
20	23	TERRY	77.9				22	VANDYKE	76.0
21	17	OFFLAND	77.2				29	FIELDER	75.7
22	68	NICKELLS	76.7				50	HALLAM	69.5
23	47	TATTON	74.2						
24	29	FIELDER	73.8						
25	19	SHIRLEY	73.6						
26	22	VANDYKE	73.3						
27	74	WEST	71.4						
28	50	HALLAM	64.2						
29									

Weather / Track : Cloudy / Dry

Results can be found at www.tsl-timing.com

Cadwell Park
Circuit Length = 2.1800 miles
Start: 09:36 Flag 09:51 End: 09:53

Printed - 10:02 Saturday, 15 August 2020

Time Attack - Rounds 2 & 3 - Cadwell Park - 15th/16th August 2020

BSSO

PRACTICE - BEST SECTORS

SECTOR 1			SECTOR 2			SECTOR 3			IDEAL / BEST COMPARISON						
POS	NO	NAME	TIME	NO	NAME	TIME	NO	NAME	TIME	POS	NO	NAME	IDEAL	BEST	DIFF
													PERFECT LAP	1:58.695	
1	25	SHAW	32.234	20	CONNELLY	37.392	25	SHAW	49.069	1	20	CONNELLY	1:59.313	2:00.346	1.033
2	28	WRIGHT	32.290	25	SHAW	38.015	20	CONNELLY	49.624	2	25	SHAW	1:59.318	2:00.374	1.056
3	20	CONNELLY	32.297	28	WRIGHT	38.851	28	WRIGHT	50.842	3	28	WRIGHT	2:01.983	2:04.718	2.735
4	86	METIVIER	32.761	86	METIVIER	39.832	89	CHITOGLOU	51.419	4	86	METIVIER	2:04.971	2:07.126	2.155
5	30	COOK	34.286	30	COOK	40.118	86	METIVIER	52.378	5	89	CHITOGLOU	2:05.985	2:06.550	0.565
6	89	CHITOGLOU	34.314	63	BRISTOW	40.233	63	BRISTOW	53.368	6	30	COOK	2:07.951	2:09.031	1.080
7	63	BRISTOW	34.399	89	CHITOGLOU	40.252	30	COOK	53.547	7	63	BRISTOW	2:08.000	2:08.941	0.941
8	16	GEYTON	35.112	1	PRICE	41.128	16	GEYTON	54.167	8	1	PRICE	2:11.032	2:11.032	0.000
9	1	PRICE	35.283	47	TATTON	41.348	47	TATTON	54.474	9	16	GEYTON	2:11.969	2:11.969	0.000
10	58	HAMILTON	35.691	78	BRAITHWAITE	41.489	1	PRICE	54.621	10	47	TATTON	2:12.397	2:17.163	4.766
11	16	GEYTON	35.723	93	CONNELLY	41.848	58	HAMILTON	54.982	11	78	BRAITHWAITE	2:12.747	2:13.777	1.030
12	93	CONNELLY	35.776	86	METIVIER	42.173	22	VANDYKE	55.056	12	93	CONNELLY	2:13.141	2:09.832	-3.309
13	4	DUNCAN	35.981	23	TERRY	42.308	78	BRAITHWAITE	55.156	13	58	HAMILTON	2:13.570	2:13.873	0.303
14	86	METIVIER	36.052	22	VANDYKE	42.426	93	CONNELLY	55.517	14	22	VANDYKE	2:15.378	2:16.799	1.421
15	78	BRAITHWAITE	36.102	16	GEYTON	42.690	23	TERRY	56.439	15	4	DUNCAN	2:15.594	2:16.253	0.659
16	47	TATTON	36.575	4	DUNCAN	42.800	4	DUNCAN	56.813	16	23	TERRY	2:16.720	2:17.475	0.755
17	27	SCUTT	37.156	58	HAMILTON	42.897	68	NICKELLS	57.042	17	16	GEYTON	2:18.438	2:25.123	6.685
18	8	TATTON	37.331	68	NICKELLS	44.324	19	SHIRLEY	57.170	18	68	NICKELLS	2:19.741	2:20.618	0.877
19	52	WOODS	37.843	16	GEYTON	44.379	29	FIELDER	57.238	19	17	OFFLAND	2:20.440	2:20.988	0.548
20	22	VANDYKE	37.896	17	OFFLAND	44.475	17	OFFLAND	57.762	20	19	SHIRLEY	2:20.716	2:21.540	0.824
21	23	TERRY	37.973	27	SCUTT	44.604	16	GEYTON	58.336	21	27	SCUTT	2:20.901	2:21.324	0.423
22	90	WALKER	38.199	19	SHIRLEY	44.681	8	TATTON	58.380	22	8	TATTON	2:21.033	2:21.033	0.000
23	17	OFFLAND	38.203	29	FIELDER	44.769	90	WALKER	58.939	23	29	FIELDER	2:21.133	2:21.942	0.809
24	68	NICKELLS	38.375	52	WOODS	44.975	27	SCUTT	59.141	24	52	WOODS	2:22.513	2:24.831	2.318
25	19	SHIRLEY	38.865	74	WEST	45.176	52	WOODS	59.695	25	90	WALKER	2:22.738	2:22.738	0.000
26	74	WEST	39.009	8	TATTON	45.322	74	WEST	1:02.350	26	74	WEST	2:26.535	2:26.857	0.322
27	29	FIELDER	39.126	90	WALKER	45.600	50	HALLAM	1:05.408	27	50	HALLAM	2:43.552	2:44.064	0.512
28	50	HALLAM	45.532	50	HALLAM	52.612				28	109	FITZGERALD		2:33.493	
29															

Time Attack - Rounds 2 & 3 - Cadwell Park - 15th/16th August 2020

BSSO Stock Scooters

QUALIFYING 2 - CLASSIFICATION

POS	NO	CL	PIC NAME	ENTRY	TIME	ON	LAPS	GAP	DIFF	MPH
1	93*	4	1 Steven CONNEELY	Lambretta SX 205	2:03.455	4	5			63.57
2	20	4	2 Darren CONNEELY	Lambretta 205	2:03.517	1	1	0.062	0.062	63.53
3	1	4E	1 Justin PRICE	Lambretta GP 200	2:05.883	2	4	2.428	2.366	62.34
4	63	4	3 David BRISTOW	Lambretta Hornet GP 210	2:06.074	3	5	2.619	0.191	62.24
5	86	4E	2 Jason METIVIER	Lambretta GP 205	2:07.173	4	4	3.718	1.099	61.71
6	2	P	1 Graham TATTON	Lambretta GP 200	2:09.400	3	5	5.945	2.227	60.64
7	16	4	4 Chris GEYTON	Lambretta 205	2:10.334	1	1	6.879	0.934	60.21
8	78	P	2 Barrie BRAITHWAITE	Lambretta GP 200	2:10.899	4	4	7.444	0.565	59.95
9	30	10	1 Chris COOK	Piaggio Zip SP 77	2:12.704	1	1	9.249	1.805	59.13
10	28	P	3 Stephen WRIGHT	Lambretta DSC RB 200	2:13.755	2	3	10.300	1.051	58.67
11	22	P	4 Alexander VANDYKE	Gilera Runner 125	2:14.600	4	4	11.145	0.845	58.30
12	23	P	5 Keith TERRY	Lambretta JB 200	2:15.800	1	4	12.345	1.200	57.79
13	4	4E	3 Drew DUNCAN	Lambretta Jet 200	2:16.185	1	1	12.730	0.385	57.62
14	19	10	2 Mark SHIRLEY	Piaggio Zip 80	2:17.609	4	4	14.154	1.424	57.03
15	52	4E	4 John WOODS	Lambretta GP 200	2:17.673	4	4	14.218	0.064	57.00
16	17	P	6 Justin OFFLAND	Lambretta GP 200	2:19.060	4	4	15.605	1.387	56.43
17	27	4E	5 Ian SCUTT	Hornet SS90 145	2:19.340	4	4	15.885	0.280	56.32
18	68	P	7 Shaun NICKELLS	Lambretta GP 200	2:19.464	4	4	16.009	0.124	56.27
19	74	P	8 Bob WEST	Lambretta SRP 200	2:21.866	4	4	18.411	2.402	55.32
20	90	4E	6 Andrew WALKER	Lambretta GP 200	2:21.956	3	3	18.501	0.090	55.28
21	29	4	5 Rob FIELDER	Vespa PX 177	2:24.166	1	1	20.711	2.210	54.43
22	50	P	9 Philip HALLAM	Lambretta GP 200	2:37.859	4	4	34.404	13.693	49.71
23	109	4E	7 Paul FITZGERALD	Lambretta GP 200			0			

No. 93 - 1 Lap time disallowed; missing chicane

Weather / Track : Cloudy / Dry

These results are provisional until the conclusion of any judicial and technical matters.

Cadwell Park

Circuit Length = 2.1800 miles

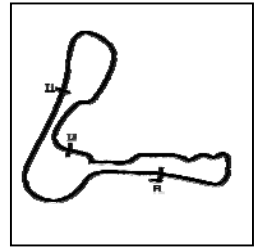
Start: 13:14 Flag 13:24 End: 13:28

Clerk Of Course :	Steward :	Timekeeper :
-------------------	-----------	--------------

Time Attack - Rounds 2 & 3 - Cadwell Park - 15th/16th August 2020

BSSO Stock Scooters

QUALIFYING 2 - SECTOR ANALYSIS



SECTOR 1 = FL to I1, SECTOR 2 = I1 to I2, SECTOR 3 = I2 to FL, DIFF = Difference To Personal Best Lap, P = Crossed Finish Line in Pit Lane, D = Time Disallowed

P1		93 4		Steven CONNEELY		Lambretta SX 205			
IDEAL LAP TIME : 2:02.563		BEST LAP TIME : 2:03.455		DIFFERENCE : 0.892					
LAP	SECTOR 1		SECTOR 2		SECTOR 3	LAP TIME	MPH	DIFF	TIME OF DAY
1 -	39.278	86.0	41.238		52.783	2:13.299	58.87	9.844	13:17:58.848
2 -	33.131	87.9	38.860		54.786	2:06.777 (3)	61.90	3.322	13:20:05.625
3 -	33.828	85.0	38.250		52.120	2:04.198 (2)	63.18	0.743	13:22:09.823
4 -	33.559	86.5	38.465		51.431	2:03.455 (1)	63.57		13:24:13.278
5 -	33.339	86.2	38.001		55.912	2:07.252 D	61.67	3.797	13:26:20.530

P2		20 4		Darren CONNEELY		Lambretta 205			
IDEAL LAP TIME : 2:01.363		BEST LAP TIME : 2:03.517		DIFFERENCE : 2.154					
LAP	SECTOR 1		SECTOR 2		SECTOR 3	LAP TIME	MPH	DIFF	TIME OF DAY
1 -	34.370	85.7	38.509		50.638	2:03.517 (1)	63.53		13:17:43.620

P3		1 4E		Justin PRICE		Lambretta GP 200			
IDEAL LAP TIME : 2:05.392		BEST LAP TIME : 2:05.883		DIFFERENCE : 0.491					
LAP	SECTOR 1		SECTOR 2		SECTOR 3	LAP TIME	MPH	DIFF	TIME OF DAY
1 -	34.910	88.3	40.455		54.694	2:10.059	60.34	4.176	13:18:01.383
2 -	33.559	85.2	39.209		53.115	2:05.883 (1)	62.34		13:20:07.266
3 -	34.279	80.1	39.256		52.624	2:06.159 (2)	62.20	0.276	13:22:13.425
4 -	34.338	79.4	40.610		53.776	2:08.724 (3)	60.96	2.841	13:24:22.149

P4		63 4		David BRISTOW		Lambretta Hornet GP 210			
IDEAL LAP TIME : 2:05.129		BEST LAP TIME : 2:06.074		DIFFERENCE : 0.945					
LAP	SECTOR 1		SECTOR 2		SECTOR 3	LAP TIME	MPH	DIFF	TIME OF DAY
1 -	35.921	87.4	41.008		51.784	2:08.713	60.97	2.639	13:17:47.807
2 -	33.936	85.9	40.479		53.161	2:07.576 (3)	61.51	1.502	13:19:55.383
3 -	33.614	84.6	39.731		52.729	2:06.074 (1)	62.24		13:22:01.457
4 -	34.237	84.9	40.386		53.532	2:08.155	61.23	2.081	13:24:09.612
5 -	33.956	84.8	39.922		52.574	2:06.452 (2)	62.06	0.378	13:26:16.064

P5		86 4E		Jason METIVIER		Lambretta GP 205			
IDEAL LAP TIME : 2:06.196		BEST LAP TIME : 2:07.173		DIFFERENCE : 0.977					
LAP	SECTOR 1		SECTOR 2		SECTOR 3	LAP TIME	MPH	DIFF	TIME OF DAY
1 -	33.749	89.0	40.892		1:27.982	2:42.623	48.25	35.450	13:18:13.157
2 -	34.553	84.5	39.742		1:00.161	2:14.456 (3)	58.36	7.283	13:20:27.613
3 -	33.450	86.8	39.677		54.219	2:07.346 (2)	61.62	0.173	13:22:34.959
4 -	33.724	83.1	39.906		53.543	2:07.173 (1)	61.71		13:24:42.132

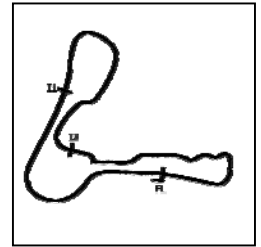
P6		2 P		Graham TATTON		Lambretta GP 200			
IDEAL LAP TIME : 2:07.822		BEST LAP TIME : 2:09.400		DIFFERENCE : 1.578					
LAP	SECTOR 1		SECTOR 2		SECTOR 3	LAP TIME	MPH	DIFF	TIME OF DAY
1 -	37.407	75.5	40.766		54.337	2:12.510	59.22	3.110	13:17:40.436
2 -	35.631	75.1	39.361		1:01.162	2:16.154	57.64	6.754	13:19:56.590
3 -	35.432	74.5	40.084		53.884	2:09.400 (1)	60.64		13:22:05.990
4 -	35.961	75.5	40.508		53.065	2:09.534 (3)	60.58	0.134	13:24:15.524
5 -	35.396	75.3	39.882		54.210	2:09.488 (2)	60.60	0.088	13:26:25.012

P7		16 4		Chris GEYTON		Lambretta 205			
IDEAL LAP TIME : 2:10.085		BEST LAP TIME : 2:10.334		DIFFERENCE : 0.249					
LAP	SECTOR 1		SECTOR 2		SECTOR 3	LAP TIME	MPH	DIFF	TIME OF DAY
1 -	34.848	87.4	40.626		54.860	2:10.334 (1)	60.21		13:17:39.676

Time Attack - Rounds 2 & 3 - Cadwell Park - 15th/16th August 2020

BSSO Stock Scooters

QUALIFYING 2 - SECTOR ANALYSIS



SECTOR 1 = FL to I1, SECTOR 2 = I1 to I2, SECTOR 3 = I2 to FL, DIFF = Difference To Personal Best Lap, P = Crossed Finish Line in Pit Lane, D = Time Disallowed

P8		78 P		Barrie BRAITHWAITE		Lambretta GP 200			
IDEAL LAP TIME : 2:10.899		BEST LAP TIME : 2:10.899		DIFFERENCE : 0.000					
LAP	SECTOR 1		SECTOR 2		SECTOR 3	LAP TIME	MPH	DIFF	TIME OF DAY
1 -	37.426	78.3	42.604		55.006	2:15.036	58.11	4.137	13:17:43.820
2 -	36.470	76.8	41.776		56.500	2:14.746 (3)	58.24	3.847	13:19:58.566
3 -	36.469	75.7	42.081		54.670	2:13.220 (2)	58.91	2.321	13:22:11.786
4 -	36.270	78.7	41.153		53.476	2:10.899 (1)	59.95		13:24:22.685

P9		30 10		Chris COOK		Piaggio Zip SP 77			
IDEAL LAP TIME : 2:12.704		BEST LAP TIME : 2:12.704		DIFFERENCE : 0.000					
LAP	SECTOR 1		SECTOR 2		SECTOR 3	LAP TIME	MPH	DIFF	TIME OF DAY
1 -	37.556	71.0	41.591		53.557	2:12.704 (1)	59.13		13:17:38.682

P10		28 P		Stephen WRIGHT		Lambretta DSC RB 200			
IDEAL LAP TIME : 2:11.555		BEST LAP TIME : 2:13.755		DIFFERENCE : 2.200					
LAP	SECTOR 1		SECTOR 2		SECTOR 3	LAP TIME	MPH	DIFF	TIME OF DAY
1 -	37.482	77.9	43.534		55.229	2:16.245 (2)	57.60	2.490	13:17:52.124
2 -	35.894	76.8	41.135		56.726	2:13.755 (1)	58.67		13:20:05.879
3 -	35.528	75.4	40.798		1:11.263	2:27.589 (3)	53.17	13.834	13:22:33.468

P11		22 P		Alexander VANDYKE		Gilera Runner 125			
IDEAL LAP TIME : 2:14.484		BEST LAP TIME : 2:14.600		DIFFERENCE : 0.116					
LAP	SECTOR 1		SECTOR 2		SECTOR 3	LAP TIME	MPH	DIFF	TIME OF DAY
1 -	38.642	75.3	46.529		59.938	2:25.109	54.08	10.509	13:18:12.761
2 -	38.361	72.9	45.041		58.601	2:22.003 (3)	55.26	7.403	13:20:34.764
3 -	37.818	72.5	42.167		57.250	2:17.235 (2)	57.18	2.635	13:22:51.999
4 -	37.792	75.1	42.283		54.525	76.6	2:14.600 (1)	58.30	13:25:06.599

P12		23 P		Keith TERRY		Lambretta JB 200				
IDEAL LAP TIME : 2:14.803		BEST LAP TIME : 2:15.800		DIFFERENCE : 0.997						
LAP	SECTOR 1		SECTOR 2		SECTOR 3	LAP TIME	MPH	DIFF	TIME OF DAY	
1 -	37.092	77.4	43.308		55.400	79.0	2:15.800 (1)	57.79	13:18:01.900	
2 -	37.112	77.2	42.738		56.469	78.6	2:16.319 (2)	57.57	0.519	13:20:18.219
3 -	37.089	76.3	42.427		56.923	78.9	2:16.439	57.52	0.639	13:22:34.658
4 -	36.976	76.3	42.689		56.719	77.4	2:16.384 (3)	57.54	0.584	13:24:51.042

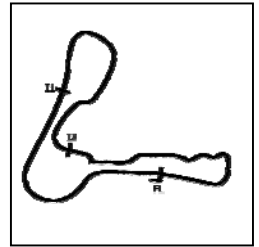
P13		4 4E		Drew DUNCAN		Lambretta Jet 200			
IDEAL LAP TIME : 2:15.254		BEST LAP TIME : 2:16.185		DIFFERENCE : 0.931					
LAP	SECTOR 1		SECTOR 2		SECTOR 3	LAP TIME	MPH	DIFF	TIME OF DAY
1 -	36.888	80.4	42.898		56.399	79.5	2:16.185 (1)	57.62	13:17:57.599

P14		19 10		Mark SHIRLEY		Piaggio Zip 80				
IDEAL LAP TIME : 2:17.585		BEST LAP TIME : 2:17.609		DIFFERENCE : 0.024						
LAP	SECTOR 1		SECTOR 2		SECTOR 3	LAP TIME	MPH	DIFF	TIME OF DAY	
1 -	38.973	70.9	44.578		57.110	75.0	2:20.661 (2)	55.79	3.052	13:17:52.187
2 -	38.071	71.5	44.031		58.657	76.7	2:20.759 (3)	55.75	3.150	13:20:12.946
3 -	38.306	72.0	44.169		58.882		2:21.357	55.51	3.748	13:22:34.303
4 -	38.095	74.8	42.587		56.927	77.5	2:17.609 (1)	57.03		13:24:51.912

Time Attack - Rounds 2 & 3 - Cadwell Park - 15th/16th August 2020

BSSO Stock Scooters

QUALIFYING 2 - SECTOR ANALYSIS



SECTOR 1 = FL to I1, SECTOR 2 = I1 to I2, SECTOR 3 = I2 to FL, DIFF = Difference To Personal Best Lap, P = Crossed Finish Line in Pit Lane, D = Time Disallowed

P15 52 4E		John WOODS		Lambretta GP 200				
IDEAL LAP TIME : 2:17.673		BEST LAP TIME : 2:17.673		DIFFERENCE : 0.000				
LAP	SECTOR 1	SECTOR 2	SECTOR 3	LAP TIME	MPH	DIFF	TIME OF DAY	
1 -	37.942	83.0	44.129	58.321	2:20.392 (3)	55.90	2.719	13:18:03.857
2 -	36.939	82.9	44.380	1:02.376	2:23.695	54.61	6.022	13:20:27.552
3 -	36.769	81.7	44.090	57.976	2:18.835 (2)	56.52	1.162	13:22:46.387
4 -	36.565	83.0	43.437	57.671	2:17.673 (1)	57.00		13:25:04.060

P16 17 P		Justin OFFLAND		Lambretta GP 200					
IDEAL LAP TIME : 2:18.595		BEST LAP TIME : 2:19.060		DIFFERENCE : 0.465					
LAP	SECTOR 1	SECTOR 2	SECTOR 3	LAP TIME	MPH	DIFF	TIME OF DAY		
1 -	38.488	80.0	47.224	57.914	79.2	2:23.626	54.64	4.566	13:18:10.701
2 -	37.426	77.7	43.543	59.850	78.9	2:20.819 (3)	55.73	1.759	13:20:31.520
3 -	37.914	76.9	44.483	57.686	78.4	2:20.083 (2)	56.02	1.023	13:22:51.603
4 -	37.417	78.0	44.008	57.635	77.5	2:19.060 (1)	56.43		13:25:10.663

P17 27 4E		Ian SCUTT		Hornet SS90 145					
IDEAL LAP TIME : 2:17.427		BEST LAP TIME : 2:19.340		DIFFERENCE : 1.913					
LAP	SECTOR 1	SECTOR 2	SECTOR 3	LAP TIME	MPH	DIFF	TIME OF DAY		
1 -	37.548	83.4	44.005	58.244	2:19.797 (2)	56.13	0.457	13:17:54.758	
2 -	36.602	82.8	43.376	1:01.503	2:21.481 (3)	55.47	2.141	13:20:16.239	
3 -	38.049	81.1	45.016	1:01.337	2:24.402	54.34	5.062	13:22:40.641	
4 -	37.840	82.8	44.051	57.449	83.5	2:19.340 (1)	56.32		13:24:59.981

P18 68 P		Shaun NICKELLS		Lambretta GP 200					
IDEAL LAP TIME : 2:18.229		BEST LAP TIME : 2:19.464		DIFFERENCE : 1.235					
LAP	SECTOR 1	SECTOR 2	SECTOR 3	LAP TIME	MPH	DIFF	TIME OF DAY		
1 -	39.980	76.4	49.010	58.393	77.0	2:27.383	53.24	7.919	13:18:10.638
2 -	38.244	76.8	43.728	59.543	78.3	2:21.515 (3)	55.45	2.051	13:20:32.153
3 -	37.881	75.8	44.071	57.696	77.2	2:19.648 (2)	56.19	0.184	13:22:51.801
4 -	37.544	76.4	44.963	56.957	78.3	2:19.464 (1)	56.27		13:25:11.265

P19 74 P		Bob WEST		Lambretta SRP 200					
IDEAL LAP TIME : 2:21.361		BEST LAP TIME : 2:21.866		DIFFERENCE : 0.505					
LAP	SECTOR 1	SECTOR 2	SECTOR 3	LAP TIME	MPH	DIFF	TIME OF DAY		
1 -	39.097	71.6	46.336	59.329	73.0	2:24.762 (3)	54.21	2.896	13:18:01.693
2 -	38.333	70.2	44.352	1:02.908	71.6	2:25.593	53.90	3.727	13:20:27.286
3 -	38.442	70.1	43.709	59.750	72.3	2:21.901 (2)	55.30	0.035	13:22:49.187
4 -	38.449	69.9	43.699	59.718		2:21.866 (1)	55.32		13:25:11.053

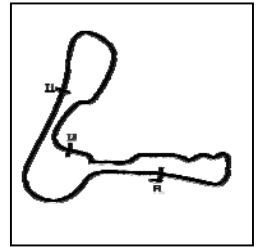
P20 90 4E		Andrew WALKER		Lambretta GP 200					
IDEAL LAP TIME : 2:21.135		BEST LAP TIME : 2:21.956		DIFFERENCE : 0.821					
LAP	SECTOR 1	SECTOR 2	SECTOR 3	LAP TIME	MPH	DIFF	TIME OF DAY		
1 -	39.421	82.7	47.509	1:00.359	81.9	2:27.289 (3)	53.28	5.333	13:18:12.929
2 -	37.765	80.0	45.209	1:01.708	82.4	2:24.682 (2)	54.24	2.726	13:20:37.611
3 -	38.031	81.7	45.764	58.161	81.0	2:21.956 (1)	55.28		13:22:59.567

P21 29 4		Rob FIELDER		Vespa PX 177					
IDEAL LAP TIME : 2:21.768		BEST LAP TIME : 2:24.166		DIFFERENCE : 2.398					
LAP	SECTOR 1	SECTOR 2	SECTOR 3	LAP TIME	MPH	DIFF	TIME OF DAY		
1 -	39.217	73.7	46.621	58.328	76.2	2:24.166 (1)	54.43		13:18:00.673

Time Attack - Rounds 2 & 3 - Cadwell Park - 15th/16th August 2020

BSSO Stock Scooters

QUALIFYING 2 - SECTOR ANALYSIS



SECTOR 1 = FL to I1, SECTOR 2 = I1 to I2, SECTOR 3 = I2 to FL, DIFF = Difference To Personal Best Lap, P = Crossed Finish Line in Pit Lane, D = Time Disallowed

P22 50 P		Philip HALLAM		Lambretta GP 200					
IDEAL LAP TIME : 2:37.485		BEST LAP TIME : 2:37.859		DIFFERENCE : 0.374					
LAP	SECTOR 1	SECTOR 2	SECTOR 3	LAP TIME	MPH	DIFF	TIME OF DAY		
1 -	44.747	67.8	50.958	1:04.002	69.7	2:39.707 (3)	49.14	1.848	13:18:26.534
2 -	44.082	66.7	51.850	1:07.163	68.9	2:43.095	48.11	5.236	13:21:09.629
3 -	44.230	65.7	51.156	1:04.254	69.4	2:39.640 (2)	49.16	1.781	13:23:49.269
4 -	43.446	67.4	51.332	1:03.081	70.0	2:37.859 (1)	49.71		13:26:27.128

Time Attack - Rounds 2 & 3 - Cadwell Park - 15th/16th August 2020

BSSO Stock Scooters

QUALIFYING 2 - BEST SPEEDS

POS	INTERMEDIATE 1			INTERMEDIATE 2			FINISH LINE		
	NO	NAME	MPH	NO	NAME	MPH	NO	NAME	MPH
1	86	METIVIER	89.0				86	METIVIER	86.5
2	1	PRICE	88.3				1	PRICE	86.4
3	93	CONNELY	87.9				63	BRISTOW	86.1
4	63	BRISTOW	87.4				16	GEYTON	84.0
5	16	GEYTON	87.4				27	SCUTT	83.5
6	20	CONNELY	86.1				90	WALKER	82.4
7	27	SCUTT	83.4				4	DUNCAN	79.5
8	52	WOODS	83.0				17	OFFLAND	79.2
9	90	WALKER	82.7				23	TERRY	79.0
10	4	DUNCAN	82.2				68	NICKELLS	78.3
11	17	OFFLAND	80.0				19	SHIRLEY	77.5
12	78	BRAITHWAITE	78.7				2	TATTON	76.8
13	28	WRIGHT	77.9				22	VANDYKE	76.6
14	23	TERRY	77.4				29	FIELDER	76.2
15	68	NICKELLS	76.8				74	WEST	73.0
16	2	TATTON	75.5				50	HALLAM	70.0
17	22	VANDYKE	75.3						
18	19	SHIRLEY	74.8						
19	29	FIELDER	73.7						
20	74	WEST	71.6						
21	30	COOK	71.0						
22	50	HALLAM	67.8						
23									

Weather / Track : Cloudy / Dry

Results can be found at www.tsl-timing.com

Cadwell Park
Circuit Length = 2.1800 miles
Start: 13:14 Flag 13:24 End: 13:28

Printed - 13:30 Saturday, 15 August 2020

Time Attack - Rounds 2 & 3 - Cadwell Park - 15th/16th August 2020

BSSO Stock Scooters

QUALIFYING 2 - BEST SECTORS

SECTOR 1			SECTOR 2			SECTOR 3			IDEAL / BEST COMPARISON						
POS	NO	NAME	TIME	NO	NAME	TIME	NO	NAME	TIME	POS	NO	NAME	IDEAL	BEST	DIFF
													PERFECT LAP	2:01.222	
1	20	CONNELY	32.583	93	CONNELY	38.001	20	CONNELY	50.638	1	20	CONNELY	2:01.363	2:03.517	2.154
2	86	METIVIER	32.976	20	CONNELY	38.142	93	CONNELY	51.431	2	93	CONNELY	2:02.563	2:03.455	0.892
3	93	CONNELY	33.131	1	PRICE	39.209	63	BRISTOW	51.784	3	63	BRISTOW	2:05.129	2:06.074	0.945
4	1	PRICE	33.559	2	TATTON	39.361	1	PRICE	52.624	4	1	PRICE	2:05.392	2:05.883	0.491
5	63	BRISTOW	33.614	86	METIVIER	39.677	2	TATTON	53.065	5	86	METIVIER	2:06.196	2:07.173	0.977
6	16	GEYTON	34.599	63	BRISTOW	39.731	78	BRAITHWAITE	53.476	6	2	TATTON	2:07.822	2:09.400	1.578
7	2	TATTON	35.396	16	GEYTON	40.626	86	METIVIER	53.543	7	16	GEYTON	2:10.085	2:10.334	0.249
8	28	WRIGHT	35.528	28	WRIGHT	40.798	30	COOK	53.557	8	78	BRAITHWAITE	2:10.899	2:10.899	0.000
9	4	DUNCAN	35.957	78	BRAITHWAITE	41.153	22	VANDYKE	54.525	9	28	WRIGHT	2:11.555	2:13.755	2.200
10	78	BRAITHWAITE	36.270	30	COOK	41.591	16	GEYTON	54.860	10	30	COOK	2:12.704	2:12.704	0.000
11	52	WOODS	36.565	22	VANDYKE	42.167	28	WRIGHT	55.229	11	22	VANDYKE	2:14.484	2:14.600	0.116
12	27	SCUTT	36.602	23	TERRY	42.427	23	TERRY	55.400	12	23	TERRY	2:14.803	2:15.800	0.997
13	23	TERRY	36.976	19	SHIRLEY	42.587	4	DUNCAN	56.399	13	4	DUNCAN	2:15.254	2:16.185	0.931
14	17	OFFLAND	37.417	4	DUNCAN	42.898	19	SHIRLEY	56.927	14	27	SCUTT	2:17.427	2:19.340	1.913
15	68	NICKELLS	37.544	27	SCUTT	43.376	68	NICKELLS	56.957	15	19	SHIRLEY	2:17.585	2:17.609	0.024
16	30	COOK	37.556	52	WOODS	43.437	27	SCUTT	57.449	16	52	WOODS	2:17.673	2:17.673	0.000
17	90	WALKER	37.765	17	OFFLAND	43.543	17	OFFLAND	57.635	17	68	NICKELLS	2:18.229	2:19.464	1.235
18	22	VANDYKE	37.792	74	WEST	43.699	52	WOODS	57.671	18	17	OFFLAND	2:18.595	2:19.060	0.465
19	19	SHIRLEY	38.071	68	NICKELLS	43.728	90	WALKER	58.161	19	90	WALKER	2:21.135	2:21.956	0.821
20	74	WEST	38.333	29	FIELDER	45.098	29	FIELDER	58.328	20	74	WEST	2:21.361	2:21.866	0.505
21	29	FIELDER	38.342	90	WALKER	45.209	74	WEST	59.329	21	29	FIELDER	2:21.768	2:24.166	2.398
22	50	HALLAM	43.446	50	HALLAM	50.958	50	HALLAM	1:03.081	22	50	HALLAM	2:37.485	2:37.859	0.374
23															

Time Attack - Rounds 2 & 3 - Cadwell Park - 15th/16th August 2020

BSSO Stock Scooters

RACE 2 - GRID (20 minutes)

ROW 8		22	2:37.859	50	Philip HALLAM								
ROW 7	19	2:21.866	74	Bob WEST	20	2:21.956	90	Andrew WALKER	21	2:24.166	29	Rob FIELDER	
ROW 6		16	2:19.060	17	Justin OFFLAND	17	2:19.340	27	Ian SCUTT	18	2:19.464	68	Shaun NICKELLS
ROW 5	13	2:16.185	4	Drew DUNCAN	14	2:17.609	19	Mark SHIRLEY	15	2:17.673	52	John WOODS	
ROW 4		10	2:13.755	28	Stephen WRIGHT	11	2:14.600	22	Alexander VANDYKE	12	2:15.800	23	Keith TERRY
ROW 3	7	2:10.334	16	Chris GEYTON	8	2:10.899	78	Barrie BRAITHWAITE	9	2:12.704	30	Chris COOK	
ROW 2		4	2:06.074	63	David BRISTOW	5	2:07.173	86	Jason METIVIER	6	2:09.400	2	Graham TATTON
ROW 1	1	2:03.455	93	Steven CONNEELY	2	2:03.517	20	Darren CONNEELY	3	2:05.883	1	Justin PRICE	
				Pole									

Cadwell Park
Circuit Length = 2.1800 miles

These results are provisional until the conclusion of any judicial and technical matters.

Clerk Of Course :	Steward :	Timekeeper :

Time Attack - Rounds 2 & 3 - Cadwell Park - 15th/16th August 2020

BSSO Stock Scooters

RACE 2 - CLASSIFICATION

POS	NO	CL	PIC NAME	ENTRY	LAPS	TIME	GAP	DIFF	MPH	BEST	ON
1	93	4	1 Steven CONNEELY	Lambretta SX 205	6	12:09.182			64.57	1:59.176	5
2	63	4	2 David BRISTOW	Lambretta Hornet GP 210	6	12:27.761	18.579	18.579	62.97	2:01.582	2
3	89	0	1 Ioannis CHITOGLOU	Vespa Hornet PK 145	6	12:31.154	21.972	3.393	62.68	2:01.111	4
4	58	0	2 Stephen HAMILTON	Gilera Runner 172	6	12:52.413	43.231	21.259	60.96	2:03.924	4
5	2	P	1 Graham TATTON	Lambretta GP 200	6	12:59.842	50.660	7.429	60.38	2:08.018	5
6	28	P	2 Stephen WRIGHT	Lambretta DSC RB 200	6	13:11.834	1:02.652	11.992	59.46	2:09.710	4
7	4	4E	1 Drew DUNCAN	Lambretta Jet 200	6	13:12.733	1:03.551	0.899	59.40	2:09.398	6
8	78	P	3 Barrie BRAITHWAITE	Lambretta GP 200	6	13:25.590	1:16.408	12.857	58.45	2:12.342	5
9	27	4E	2 Ian SCUTT	Hornet SS90 145	6	13:32.614	1:23.432	7.024	57.94	2:12.216	6
10	52	4E	3 John WOODS	Lambretta GP 200	6	13:32.758	1:23.576	0.144	57.93	2:12.188	6
11	23	P	4 Keith TERRY	Lambretta JB 200	6	13:34.142	1:24.960	1.384	57.83	2:13.124	6
12	19	10	1 Mark SHIRLEY	Piaggio Zip 80	6	13:46.744	1:37.562	12.602	56.95	2:14.676	2
13	22	P	5 Alexander VANDYKE	Gilera Runner 125	6	14:06.485	1:57.303	19.741	55.62	2:12.834	4
14	29	4	3 Rob FIELDER	Vespa PX 177	6	14:13.635	2:04.453	7.150	55.16	2:18.624	6
15	68	P	6 Shaun NICKELLS	Lambretta GP 200	6	14:14.115	2:04.933	0.480	55.13	2:18.235	6
16	74	P	7 Bob WEST	Lambretta SRP 200	6	14:14.243	2:05.061	0.128	55.12	2:18.726	6
17	109	4E	4 Paul FITZGERALD	Lambretta GP 200	5	12:31.303	1 Lap	1 Lap	52.22	2:27.220	3
18	50	P	8 Philip HALLAM	Lambretta GP 200	5	12:53.440	1 Lap	22.137	50.73	2:30.550	5

NOT CLASSIFIED

DNF	20	4	Darren CONNEELY	Lambretta 205	5	10:09.049	1 Lap		64.42	1:59.659	5
DNF	16	4	Chris GEYTON	Lambretta 205	2	4:31.920	4 Laps	3 Laps	57.72	2:09.025	2
DNF	90	4E	Andrew WALKER	Lambretta GP 200	1	2:34.902	5 Laps	1 Lap	50.66		
DNF	1	4E	Justin PRICE	Lambretta GP 200	1	4:48.534	5 Laps	2:13.632	27.19		
DNF	86	4E	Jason METIVIER	Lambretta GP 205	0						

FASTEST LAP

93	4		Steven CONNEELY	Lambretta SX 205	5	1:59.176		65.85 mph	105.97 kph
89	0		Ioannis CHITOGLOU	Vespa Hornet PK 145	4	2:01.111		64.80 mph	104.28 kph
2	P		Graham TATTON	Lambretta GP 200	5	2:08.018		61.30 mph	98.65 kph
4	4E		Drew DUNCAN	Lambretta Jet 200	6	2:09.398		60.65 mph	97.60 kph
19	10		Mark SHIRLEY	Piaggio Zip 80	2	2:14.676		58.27 mph	93.78 kph

Weather / Track : Cloudy / Dry

These results are provisional until the conclusion of any judicial and technical matters.

Cadwell Park

Circuit Length = 2.1800 miles

Start: 15:59 Flag 16:11 End: 16:13

Clerk Of Course :	Steward :	Timekeeper :

Time Attack - Rounds 2 & 3 - Cadwell Park - 15th/16th August 2020

BSSO Stock Scooters

RACE 2 - CLASSIFICATION by CLASS

CLASS : BSSO Stock - 10

POS	NO	NAME	ENTRY	TOTAL		RACE 1		RACE 2	
				LAPS	TIME	LAPS	TIME	LAPS	TIME
1	19	Mark SHIRLEY	Piaggio Zip 80	6	13:46.744	6	13:46.744		

CLASS : BSSO Stock - 4

POS	NO	NAME	ENTRY	TOTAL		RACE 1		RACE 2	
				LAPS	TIME	LAPS	TIME	LAPS	TIME
1	93	Steven CONNEELY	Lambretta SX 205	6	12:09.182	6	12:09.182		
2	63	David BRISTOW	Lambretta Hornet GP 210	6	12:27.761	6	12:27.761		
3	29	Rob FIELDER	Vespa PX 177	6	14:13.635	6	14:13.635		
4	20	Darren CONNEELY	Lambretta 205	5	10:09.049	5	10:09.049		
5	16	Chris GEYTON	Lambretta 205	2	4:31.920	2	4:31.920		

CLASS : BSSO Stock - 4E

POS	NO	NAME	ENTRY	TOTAL		RACE 1		RACE 2	
				LAPS	TIME	LAPS	TIME	LAPS	TIME
1	4	Drew DUNCAN	Lambretta Jet 200	6	13:12.733	6	13:12.733		
2	27	Ian SCUTT	Hornet SS90 145	6	13:32.614	6	13:32.614		
3	52	John WOODS	Lambretta GP 200	6	13:32.758	6	13:32.758		
4	109	Paul FITZGERALD	Lambretta GP 200	5	12:31.303	5	12:31.303		
5	90	Andrew WALKER	Lambretta GP 200	1	2:34.902	1	2:34.902		
6	1	Justin PRICE	Lambretta GP 200	1	4:48.534	1	4:48.534		
7	86	Jason METIVIER	Lambretta GP 205	0	0.000	0			

CLASS : BSSO Stock - O

POS	NO	NAME	ENTRY	TOTAL		RACE 1		RACE 2	
				LAPS	TIME	LAPS	TIME	LAPS	TIME
1	89	Ioannis CHITOGLOU	Vespa Hornet PK 145	6	12:31.154	6	12:31.154		
2	58	Stephen HAMILTON	Gilera Runner 172	6	12:52.413	6	12:52.413		

CLASS : BSSO Stock - P

POS	NO	NAME	ENTRY	TOTAL		RACE 1		RACE 2	
				LAPS	TIME	LAPS	TIME	LAPS	TIME
1	2	Graham TATTON	Lambretta GP 200	6	12:59.842	6	12:59.842		
2	28	Stephen WRIGHT	Lambretta DSC RB 200	6	13:11.834	6	13:11.834		
3	78	Barrie BRAITHWAITE	Lambretta GP 200	6	13:25.590	6	13:25.590		
4	23	Keith TERRY	Lambretta JB 200	6	13:34.142	6	13:34.142		
5	22	Alexander VANDYKE	Gilera Runner 125	6	14:06.485	6	14:06.485		
6	68	Shaun NICKELLS	Lambretta GP 200	6	14:14.115	6	14:14.115		
7	74	Bob WEST	Lambretta SRP 200	6	14:14.243	6	14:14.243		
8	50	Philip HALLAM	Lambretta GP 200	5	12:53.440	5	12:53.440		

Weather / Track : Cloudy / Dry

These results are provisional until the conclusion of any judicial and technical matters.

Cadwell Park

Circuit Length = 2.1800 miles

Start: 15:59 Flag 16:11 End: 16:13

Clerk Of Course :		Timekeeper :
-------------------	--	--------------

Time Attack - Rounds 2 & 3 - Cadwell Park - 15th/16th August 2020

BSSO Stock Scooters

RACE 2 - LAP CHART

LAP 1 @ 16:01:13.173			LAP 2 @ 16:03:14.672			LAP 3 @ 16:05:14.924			LAP 4 @ 16:07:15.370			LAP 5 @ 16:09:15.029		
NO	BEHIND	LAP TIME	NO	BEHIND	LAP TIME	NO	BEHIND	LAP TIME	NO	BEHIND	LAP TIME	NO	BEHIND	LAP TIME
93		2:07.193	93		2:01.499	20		1:59.820	20		2:00.446	20		1:59.659
20	0.661	2:07.854	20	0.432	2:01.270	93	0.279	2:00.531	93	0.562	2:00.729	93	0.079	1:59.176
63	0.803	2:07.996	63	0.886	2:01.582	63	2.853	2:02.219	63	5.948	2:03.541	63	12.133	2:05.844
2	7.008	2:14.201	2	14.586	2:09.077	89	17.609	2:01.899	89	18.274	2:01.111	50	1 Lap	2:32.713
78	12.974	2:20.167	89	15.962	2:03.656	2	23.839	2:09.505	58	32.502	2:03.924	89	19.889	2:01.274
28	13.208	2:20.401	28	22.257	2:10.548	58	29.024	2:05.473	2	33.028	2:09.635	58	38.227	2:05.384
89	13.805	2:20.998	16	23.228	2:09.025	28	32.574	2:10.569	28	41.838	2:09.710	2	41.387	2:08.018
4	14.106	2:21.299	58	23.803	2:08.478	4	34.687	2:10.916	4	44.279	2:10.038	28	52.080	2:09.901
23	15.352	2:22.545	4	24.023	2:11.416	78	38.121	2:12.656	78	50.161	2:12.486	4	54.286	2:09.666
22	15.605	2:22.798	78	25.717	2:14.242	22	42.684	2:14.334	22	55.072	2:12.834	78	1:02.844	2:12.342
16	15.702	2:22.895	23	28.465	2:14.612	23	42.910	2:14.697	27	57.004	2:14.315	27	1:11.349	2:14.004
58	16.824	2:24.017	22	28.602	2:14.496	27	43.135	2:13.319	23	57.375	2:14.911	52	1:11.521	2:13.590
27	17.684	2:24.877	27	30.068	2:13.883	52	45.401	2:13.222	52	57.590	2:12.635	23	1:11.969	2:14.253
52	18.018	2:25.211	19	31.634	2:14.676	19	47.218	2:15.836	19	1:02.804	2:16.032	19	1:19.449	2:16.304
19	18.457	2:25.650	52	32.431	2:15.912	68	1:03.956	2:23.298	68	1:25.800	2:22.290	22	1:40.576	2:45.163
68	19.581	2:26.774	1	1 Lap	4:48.534 P	74	1:04.830	2:21.972	74	1:25.853	2:21.469	29	1:45.962	2:19.006
74	23.745	2:30.938	68	40.910	2:22.828	29	1:06.907	2:21.865	29	1:26.615	2:20.154	74	1:46.468	2:20.274
29	24.503	2:31.696	74	43.110	2:20.864	109	1:24.469	2:27.220	109	1:52.337	2:28.314	68	1:46.831	2:20.690
90	27.709	2:34.902	29	45.294	2:22.290	50	1:41.233	2:32.874						
109	30.901	2:38.094	109	57.501	2:28.099									
50	36.660	2:43.853	50	1:08.611	2:33.450									

Weather / Track : Cloudy / Dry

Results can be found at www.tsl-timing.com

Page 1 of 2

Cadwell Park

Circuit Length = 2.1800 miles

Start: 15:59 Flag 16:11 End: 16:13

Printed - 16:15 Saturday, 15 August 2020

Time Attack - Rounds 2 & 3 - Cadwell Park - 15th/16th August 2020

BSSO Stock Scooters

RACE 2 - LAP CHART

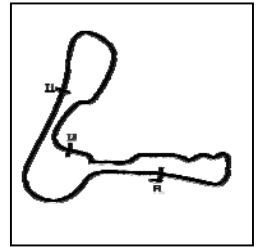
LAP 6	@ 16:11:15.162
--------------	-----------------------

NO	BEHIND	LAP TIME
93		2:00.054
63	18.579	2:06.579
89	21.972	2:02.216
109	1 Lap	2:29.576
58	43.231	2:05.137
50	1 Lap	2:30.550
2	50.660	2:09.406
28	1:02.652	2:10.705
4	1:03.551	2:09.398
78	1:16.408	2:13.697
27	1:23.432	2:12.216
52	1:23.576	2:12.188
23	1:24.960	2:13.124
19	1:37.562	2:18.246
22	1:57.303	2:16.860
29	2:04.453	2:18.624
68	2:04.933	2:18.235
74	2:05.061	2:18.726

Time Attack - Rounds 2 & 3 - Cadwell Park - 15th/16th August 2020

BSSO Stock Scooters

RACE 2 - SECTOR ANALYSIS



SECTOR 1 = FL to I1, SECTOR 2 = I1 to I2, SECTOR 3 = I2 to FL, DIFF = Difference To Personal Best Lap, P = Crossed Finish Line in Pit Lane, D = Time Disallowed

P1		93 4		Steven CONNEELY		Lambretta SX 205	
IDEAL LAP TIME : 1:59.131		BEST LAP TIME : 1:59.176		DIFFERENCE : 0.045			
LAP	SECTOR 1	SECTOR 2	SECTOR 3	LAP TIME	MPH	DIFF	TIME OF DAY
1 -		87.7	37.784	50.767	2:07.193	61.70	8.017 16:01:13.173
2 -	33.233	86.5	38.028	50.238	2:01.499	64.59	2.323 16:03:14.672
3 -	33.149	86.5	37.908	49.474	2:00.531 (3)	65.11	1.355 16:05:15.203
4 -	33.265	86.2	37.804	49.660	2:00.729	65.00	1.553 16:07:15.932
5 -	32.579	87.1	37.462	49.135	1:59.176 (1)	65.85	16:09:15.108
6 -	32.559	86.7	37.437	50.058	2:00.054 (2)	65.37	0.878 16:11:15.162

P2		63 4		David BRISTOW		Lambretta Hornet GP 210	
IDEAL LAP TIME : 2:00.950		BEST LAP TIME : 2:01.582		DIFFERENCE : 0.632			
LAP	SECTOR 1	SECTOR 2	SECTOR 3	LAP TIME	MPH	DIFF	TIME OF DAY
1 -		87.9	38.044	50.154	88.4	2:07.996	61.31 6.414 16:01:13.976
2 -	32.752	87.3	38.295	50.535	86.4	2:01.582 (1)	64.54 16:03:15.558
3 -	33.012	87.1	38.384	50.823	84.6	2:02.219 (2)	64.21 0.637 16:05:17.777
4 -	33.510	85.3	38.591	51.440	84.3	2:03.541 (3)	63.52 1.959 16:07:21.318
5 -	33.647	84.5	39.265	52.932	83.6	2:05.844	62.36 4.262 16:09:27.162
6 -	34.252	83.0	39.921	52.406	84.3	2:06.579	62.00 4.997 16:11:33.741

P3		89 O		Ioannis CHITOGLOU		Vespa Hornet PK 145	
IDEAL LAP TIME : 2:00.791		BEST LAP TIME : 2:01.111		DIFFERENCE : 0.320			
LAP	SECTOR 1	SECTOR 2	SECTOR 3	LAP TIME	MPH	DIFF	TIME OF DAY
1 -		85.7	40.774	53.290	87.4	2:20.998	55.66 19.887 16:01:26.978
2 -	34.338	84.5	38.815	50.503	85.0	2:03.656	63.46 2.545 16:03:30.634
3 -	33.659	84.6	38.369	49.871	86.4	2:01.899 (3)	64.38 0.788 16:05:32.533
4 -	33.198	86.2	38.098	49.815	86.0	2:01.111 (1)	64.80 16:07:33.644
5 -	33.166	86.1	37.810	50.298	85.5	2:01.274 (2)	64.71 0.163 16:09:34.918
6 -	33.775	85.2	38.176	50.265	86.5	2:02.216	64.21 1.105 16:11:37.134

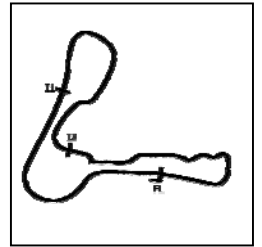
P4		58 O		Stephen HAMILTON		Gilera Runner 172	
IDEAL LAP TIME : 2:03.834		BEST LAP TIME : 2:03.924		DIFFERENCE : 0.090			
LAP	SECTOR 1	SECTOR 2	SECTOR 3	LAP TIME	MPH	DIFF	TIME OF DAY
1 -		81.6	42.605	54.017	87.7	2:24.017	54.49 20.093 16:01:29.997
2 -	34.716	89.4	40.709	53.053	88.7	2:08.478	61.08 4.554 16:03:38.475
3 -	34.553	89.2	39.628	51.292	86.7	2:05.473	62.54 1.549 16:05:43.948
4 -	34.214	88.3	39.337	50.373	88.3	2:03.924 (1)	63.32 16:07:47.872
5 -	34.124	88.0	39.551	51.709	87.4	2:05.384 (3)	62.59 1.460 16:09:53.256
6 -	34.371	87.1	39.363	51.403	85.8	2:05.137 (2)	62.71 1.213 16:11:58.393

P5		2 P		Graham TATTON		Lambretta GP 200	
IDEAL LAP TIME : 2:07.813		BEST LAP TIME : 2:08.018		DIFFERENCE : 0.205			
LAP	SECTOR 1	SECTOR 2	SECTOR 3	LAP TIME	MPH	DIFF	TIME OF DAY
1 -		77.4	39.728	52.739	76.3	2:14.201	58.47 6.183 16:01:20.181
2 -	35.346	75.8	39.842	53.889	74.7	2:09.077 (2)	60.80 1.059 16:03:29.258
3 -	35.887	75.7	40.157	53.461	74.8	2:09.505	60.60 1.487 16:05:38.763
4 -	35.704	75.2	40.421	53.510	74.5	2:09.635	60.53 1.617 16:07:48.398
5 -	35.501	75.5	39.764	52.753	76.0	2:08.018 (1)	61.30 16:09:56.416
6 -	35.502	75.1	40.716	53.188	74.7	2:09.406 (3)	60.64 1.388 16:12:05.822

Time Attack - Rounds 2 & 3 - Cadwell Park - 15th/16th August 2020

BSSO Stock Scooters

RACE 2 - SECTOR ANALYSIS



SECTOR 1 = FL to I1, SECTOR 2 = I1 to I2, SECTOR 3 = I2 to FL, DIFF = Difference To Personal Best Lap, P = Crossed Finish Line in Pit Lane, D = Time Disallowed

P6		28 P		Stephen WRIGHT		Lambretta DSC RB 200		
IDEAL LAP TIME : 2:08.359		BEST LAP TIME : 2:09.710		DIFFERENCE : 1.351				
LAP	SECTOR 1	SECTOR 2	SECTOR 3	LAP TIME	MPH	DIFF	TIME OF DAY	
1 -		79.5	41.930	53.677	2:20.401	55.89	10.691	16:01:26.381
2 -	35.456	79.2	39.887	55.205	2:10.548 (3)	60.11	0.838	16:03:36.929
3 -	36.116	76.5	41.437	53.016	2:10.569	60.10	0.859	16:05:47.498
4 -	35.921	76.6	40.582	53.207	2:09.710 (1)	60.50		16:07:57.208
5 -	35.863	75.4	40.450	53.588	2:09.901 (2)	60.41	0.191	16:10:07.109
6 -	35.984	75.4	40.500	54.221	2:10.705	60.04	0.995	16:12:17.814

P7		4 4E		Drew DUNCAN		Lambretta Jet 200			
IDEAL LAP TIME : 2:09.238		BEST LAP TIME : 2:09.398		DIFFERENCE : 0.160					
LAP	SECTOR 1	SECTOR 2	SECTOR 3	LAP TIME	MPH	DIFF	TIME OF DAY		
1 -		83.0	42.226	55.191	80.5	2:21.299	55.54	11.901	16:01:27.279
2 -	35.473	83.0	41.400	54.543	80.6	2:11.416	59.71	2.018	16:03:38.695
3 -	35.273	84.4	41.087	54.556	80.0	2:10.916	59.94	1.518	16:05:49.611
4 -	35.105	82.0	40.719	54.214	79.5	2:10.038 (3)	60.35	0.640	16:07:59.649
5 -	35.022	82.0	41.006	53.638	80.3	2:09.666 (2)	60.52	0.268	16:10:09.315
6 -	35.071	80.0	40.578	53.749	79.7	2:09.398 (1)	60.65		16:12:18.713

P8		78 P		Barrie BRAITHWAITE		Lambretta GP 200			
IDEAL LAP TIME : 2:11.816		BEST LAP TIME : 2:12.342		DIFFERENCE : 0.526					
LAP	SECTOR 1	SECTOR 2	SECTOR 3	LAP TIME	MPH	DIFF	TIME OF DAY		
1 -		77.4	42.158	54.345		2:20.167	55.99	7.825	16:01:26.147
2 -	36.834	78.4	42.323	55.085		2:14.242	58.46	1.900	16:03:40.389
3 -	36.093	77.9	42.348	54.215		2:12.656 (3)	59.16	0.314	16:05:53.045
4 -	36.358	76.6	41.508	54.620		2:12.486 (2)	59.23	0.144	16:08:05.531
5 -	36.111	76.1	41.875	54.356		2:12.342 (1)	59.30		16:10:17.873
6 -	36.449	76.0	41.933	55.315		2:13.697	58.70	1.355	16:12:31.570

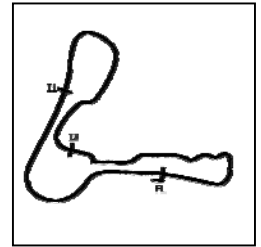
P9		27 4E		Ian SCUTT		Hornet SS90 145			
IDEAL LAP TIME : 2:12.009		BEST LAP TIME : 2:12.216		DIFFERENCE : 0.207					
LAP	SECTOR 1	SECTOR 2	SECTOR 3	LAP TIME	MPH	DIFF	TIME OF DAY		
1 -		84.2	43.008	56.582		2:24.877	54.17	12.661	16:01:30.857
2 -	35.969	84.9	41.852	56.062		2:13.883 (3)	58.61	1.667	16:03:44.740
3 -	36.137	84.5	41.719	55.463		2:13.319 (2)	58.86	1.103	16:05:58.059
4 -	36.210	83.1	41.727	56.378		2:14.315	58.43	2.099	16:08:12.374
5 -	36.019	81.6	41.849	56.136		2:14.004	58.56	1.788	16:10:26.378
6 -	35.760	84.3	40.786	55.670		2:12.216 (1)	59.35		16:12:38.594

P10		52 4E		John WOODS		Lambretta GP 200			
IDEAL LAP TIME : 2:11.074		BEST LAP TIME : 2:12.188		DIFFERENCE : 1.114					
LAP	SECTOR 1	SECTOR 2	SECTOR 3	LAP TIME	MPH	DIFF	TIME OF DAY		
1 -		82.3	44.109	55.970		2:25.211	54.04	13.023	16:01:31.191
2 -	35.946	84.5	42.772	57.194		2:15.912	57.74	3.724	16:03:47.103
3 -	36.502	82.3	42.421	54.299		2:13.222 (3)	58.90	1.034	16:06:00.325
4 -	35.688	82.6	41.733	55.214		2:12.635 (2)	59.17	0.447	16:08:12.960
5 -	35.764	84.2	41.926	55.900		2:13.590	58.74	1.402	16:10:26.550
6 -	35.928	82.9	41.087	55.173		2:12.188 (1)	59.37		16:12:38.738

Time Attack - Rounds 2 & 3 - Cadwell Park - 15th/16th August 2020

BSSO Stock Scooters

RACE 2 - SECTOR ANALYSIS



SECTOR 1 = FL to I1, SECTOR 2 = I1 to I2, SECTOR 3 = I2 to FL, DIFF = Difference To Personal Best Lap, P = Crossed Finish Line in Pit Lane, D = Time Disallowed

P11 23 P		Keith TERRY		Lambretta JB 200					
IDEAL LAP TIME : 2:13.042		BEST LAP TIME : 2:13.124		DIFFERENCE : 0.082					
LAP	SECTOR 1	SECTOR 2	SECTOR 3	LAP TIME	MPH	DIFF	TIME OF DAY		
1 -		77.5	43.219	55.522	79.6	2:22.545	55.05	9.421	16:01:28.525
2 -	36.561	78.7	42.358	55.693	78.6	2:14.612 (3)	58.30	1.488	16:03:43.137
3 -	37.184	76.7	41.739	55.774	79.7	2:14.697	58.26	1.573	16:05:57.834
4 -	37.180	77.4	42.019	55.712	80.1	2:14.911	58.17	1.787	16:08:12.745
5 -	36.727	78.1	41.773	55.753	80.7	2:14.253 (2)	58.45	1.129	16:10:26.998
6 -	36.643	77.3	41.294	55.187	77.9	2:13.124 (1)	58.95		16:12:40.122

P12 19 10		Mark SHIRLEY		Piaggio Zip 80					
IDEAL LAP TIME : 2:14.108		BEST LAP TIME : 2:14.676		DIFFERENCE : 0.568					
LAP	SECTOR 1	SECTOR 2	SECTOR 3	LAP TIME	MPH	DIFF	TIME OF DAY		
1 -		76.1	43.832	56.245	79.6	2:25.650	53.88	10.974	16:01:31.630
2 -	36.582	76.0	41.847	56.247	76.9	2:14.676 (1)	58.27		16:03:46.306
3 -	37.368	74.4	42.789	55.679	78.9	2:15.836 (2)	57.77	1.160	16:06:02.142
4 -	37.168	73.1	42.617	56.247	77.9	2:16.032 (3)	57.69	1.356	16:08:18.174
5 -	37.563	73.9	42.595	56.146	76.4	2:16.304	57.57	1.628	16:10:34.478
6 -	38.440	73.7	43.078	56.728	76.6	2:18.246	56.76	3.570	16:12:52.724

P13 22 P		Alexander VANDYKE		Gilera Runner 125					
IDEAL LAP TIME : 2:12.565		BEST LAP TIME : 2:12.834		DIFFERENCE : 0.269					
LAP	SECTOR 1	SECTOR 2	SECTOR 3	LAP TIME	MPH	DIFF	TIME OF DAY		
1 -		73.2	43.483	55.411	78.9	2:22.798	54.95	9.964	16:01:28.778
2 -	37.202	75.4	41.676	55.618	78.1	2:14.496 (3)	58.35	1.662	16:03:43.274
3 -	37.430	74.8	42.131	54.773		2:14.334 (2)	58.42	1.500	16:05:57.608
4 -	37.455	73.9	41.185	54.194		2:12.834 (1)	59.08		16:08:10.442
5 -	37.344	73.5	41.169	1:26.650	51.1	2:45.163	47.51	32.329	16:10:55.605
6 -	39.883	72.7	42.077	54.900		2:16.860	57.34	4.026	16:13:12.465

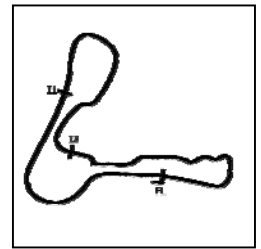
P14 29 4		Rob FIELDER		Vespa PX 177					
IDEAL LAP TIME : 2:18.624		BEST LAP TIME : 2:18.624		DIFFERENCE : 0.000					
LAP	SECTOR 1	SECTOR 2	SECTOR 3	LAP TIME	MPH	DIFF	TIME OF DAY		
1 -		75.8	45.579	58.170	75.6	2:31.696	51.73	13.072	16:01:37.676
2 -	38.800	73.4	45.639	57.851	75.0	2:22.290	55.15	3.666	16:03:59.966
3 -	39.346	73.1	44.967	57.552	75.8	2:21.865	55.32	3.241	16:06:21.831
4 -	39.032	72.7	43.689	57.433	75.7	2:20.154 (3)	55.99	1.530	16:08:41.985
5 -	38.221	73.9	43.756	57.029	75.1	2:19.006 (2)	56.45	0.382	16:11:00.991
6 -	38.065	73.3	43.540	57.019	75.4	2:18.624 (1)	56.61		16:13:19.615

P15 68 P		Shaun NICKELLS		Lambretta GP 200					
IDEAL LAP TIME : 2:17.380		BEST LAP TIME : 2:18.235		DIFFERENCE : 0.855					
LAP	SECTOR 1	SECTOR 2	SECTOR 3	LAP TIME	MPH	DIFF	TIME OF DAY		
1 -		75.9	44.978	55.971	79.4	2:26.774	53.47	8.539	16:01:32.754
2 -	37.999	76.6	45.605	59.224	76.1	2:22.828	54.94	4.593	16:03:55.582
3 -	38.918	75.9	46.029	58.351	77.0	2:23.298	54.76	5.063	16:06:18.880
4 -	38.973	74.9	45.859	57.458	78.0	2:22.290 (3)	55.15	4.055	16:08:41.170
5 -	37.874	75.2	44.778	58.038	74.4	2:20.690 (2)	55.78	2.455	16:11:01.860
6 -	38.593	77.0	43.535	56.107	79.2	2:18.235 (1)	56.77		16:13:20.095

Time Attack - Rounds 2 & 3 - Cadwell Park - 15th/16th August 2020

BSSO Stock Scooters

RACE 2 - SECTOR ANALYSIS



SECTOR 1 = FL to I1, SECTOR 2 = I1 to I2, SECTOR 3 = I2 to FL, DIFF = Difference To Personal Best Lap, P = Crossed Finish Line in Pit Lane, D = Time Disallowed

P16 74 P		Bob WEST		Lambretta SRP 200					
IDEAL LAP TIME : 2:18.657		BEST LAP TIME : 2:18.726		DIFFERENCE : 0.069					
LAP	SECTOR 1	SECTOR 2	SECTOR 3	LAP TIME	MPH	DIFF	TIME OF DAY		
1 -		72.7	45.047	58.918	72.2	2:30.938	51.99	12.212	16:01:36.918
2 -	38.040	71.0	43.840	58.984	73.2	2:20.864 (3)	55.71	2.138	16:03:57.782
3 -	37.832	71.6	44.342	59.798	73.5	2:21.972	55.27	3.246	16:06:19.754
4 -	38.413	70.7	44.236	58.820	73.3	2:21.469	55.47	2.743	16:08:41.223
5 -	38.398	71.7	43.461	58.415	72.6	2:20.274 (2)	55.94	1.548	16:11:01.497
6 -	37.901	71.6	43.112	57.713	72.9	2:18.726 (1)	56.57		16:13:20.223

P17 109 4E		Paul FITZGERALD		Lambretta GP 200					
IDEAL LAP TIME : 2:27.155		BEST LAP TIME : 2:27.220		DIFFERENCE : 0.065					
LAP	SECTOR 1	SECTOR 2	SECTOR 3	LAP TIME	MPH	DIFF	TIME OF DAY		
1 -		83.9	48.340	1:01.543	81.6	2:38.094	49.64	10.874	16:01:44.074
2 -	38.970	82.0	48.395	1:00.734	80.0	2:28.099 (2)	52.99	0.879	16:04:12.173
3 -	38.661	80.7	48.220	1:00.339	79.2	2:27.220 (1)	53.30		16:06:39.393
4 -	38.603	81.0	49.040	1:00.671	80.1	2:28.314 (3)	52.91	1.094	16:09:07.707
5 -	38.596	78.8	48.791	1:02.189	78.5	2:29.576	52.46	2.356	16:11:37.283

P18 50 P		Philip HALLAM		Lambretta GP 200					
IDEAL LAP TIME : 2:30.550		BEST LAP TIME : 2:30.550		DIFFERENCE : 0.000					
LAP	SECTOR 1	SECTOR 2	SECTOR 3	LAP TIME	MPH	DIFF	TIME OF DAY		
1 -		67.7	49.027	1:01.581	70.0	2:43.853	47.89	13.303	16:01:49.833
2 -	42.426	68.7	48.696	1:02.328	69.5	2:33.450	51.14	2.900	16:04:23.283
3 -	42.660	69.1	48.949	1:01.265	69.9	2:32.874 (3)	51.33	2.324	16:06:56.157
4 -	42.168	69.1	48.435	1:02.110	71.0	2:32.713 (2)	51.39	2.163	16:09:28.870
5 -	41.771	70.4	47.686	1:01.093	71.1	2:30.550 (1)	52.12		16:11:59.420

P19 20 4		Darren CONNEELY		Lambretta 205					
IDEAL LAP TIME : 1:59.309		BEST LAP TIME : 1:59.659		DIFFERENCE : 0.350					
LAP	SECTOR 1	SECTOR 2	SECTOR 3	LAP TIME	MPH	DIFF	TIME OF DAY		
1 -		86.4	37.687	51.301		2:07.854	61.38	8.195	16:01:13.834
2 -	32.995	86.5	37.896	50.379		2:01.270	64.71	1.611	16:03:15.104
3 -	33.109	84.8	37.295	49.416		1:59.820 (2)	65.49	0.161	16:05:14.924
4 -	33.797	85.3	37.491	49.158		2:00.446 (3)	65.15	0.787	16:07:15.370
5 -	32.856	84.5	37.430	49.373		1:59.659 (1)	65.58		16:09:15.029

P20 16 4		Chris GEYTON		Lambretta 205					
IDEAL LAP TIME : 2:09.025		BEST LAP TIME : 2:09.025		DIFFERENCE : 0.000					
LAP	SECTOR 1	SECTOR 2	SECTOR 3	LAP TIME	MPH	DIFF	TIME OF DAY		
1 -		83.8	41.818	55.278	84.7	2:22.895	54.92	13.870	16:01:28.875
2 -	34.349	87.3	40.503	54.173	81.8	2:09.025 (1)	60.82		16:03:37.900

P21 90 4E		Andrew WALKER		Lambretta GP 200					
IDEAL LAP TIME : 2:44.111		BEST LAP TIME :		DIFFERENCE :					
LAP	SECTOR 1	SECTOR 2	SECTOR 3	LAP TIME	MPH	DIFF	TIME OF DAY		
1 -		83.5	46.345	1:01.608	61.1	2:34.902	50.66		16:01:40.882

P22 1 4E		Justin PRICE		Lambretta GP 200					
IDEAL LAP TIME :		BEST LAP TIME :		DIFFERENCE :					
LAP	SECTOR 1	SECTOR 2	SECTOR 3	LAP TIME	MPH	DIFF	TIME OF DAY		
1 -	OUTLAP	85.2	1:47.703	IN PIT		4:48.534 P	27.19		16:03:54.514

Time Attack - Rounds 2 & 3 - Cadwell Park - 15th/16th August 2020

BSSO Stock Scooters

RACE 2 - BEST SPEEDS

POS	INTERMEDIATE 1			INTERMEDIATE 2			FINISH LINE		
	NO	NAME	MPH	NO	NAME	MPH	NO	NAME	MPH
1	58	HAMILTON	89.4				58	HAMILTON	88.7
2	63	BRISTOW	87.9				63	BRISTOW	88.4
3	93	CONNELY	87.7				89	CHITOGLOU	87.4
4	86	METIVIER	87.4				16	GEYTON	84.7
5	16	GEYTON	87.3				109	FITZGERALD	81.6
6	20	CONNELY	86.5				23	TERRY	80.7
7	89	CHITOGLOU	86.2				4	DUNCAN	80.6
8	1	PRICE	85.2				19	SHIRLEY	79.6
9	27	SCUTT	84.9				68	NICKELLS	79.4
10	52	WOODS	84.5				22	VANDYKE	78.9
11	4	DUNCAN	84.4				2	TATTON	76.3
12	109	FITZGERALD	83.9				29	FIELDER	75.8
13	90	WALKER	83.5				74	WEST	73.5
14	28	WRIGHT	79.5				50	HALLAM	71.1
15	23	TERRY	78.7				90	WALKER	61.1
16	78	BRAITHWAITE	78.4						
17	2	TATTON	77.4						
18	68	NICKELLS	77.0						
19	19	SHIRLEY	76.1						
20	29	FIELDER	75.8						
21	22	VANDYKE	75.4						
22	74	WEST	72.7						
23	50	HALLAM	70.4						

Weather / Track : Cloudy / Dry

Results can be found at www.tsl-timing.com

Cadwell Park
Circuit Length = 2.1800 miles
Start: 15:59 Flag 16:11 End: 16:13

Printed - 16:17 Saturday, 15 August 2020

Time Attack - Rounds 2 & 3 - Cadwell Park - 15th/16th August 2020

BSSO Stock Scooters

RACE 2 - BEST SECTORS

SECTOR 1			SECTOR 2			SECTOR 3			IDEAL / BEST COMPARISON						
POS	NO	NAME	TIME	NO	NAME	TIME	NO	NAME	TIME	POS	NO	NAME	IDEAL	BEST	DIFF
													PERFECT LAP	1:58.989	
1	93	CONNELY	32.559	20	CONNELY	37.295	93	CONNELY	49.135	1	93	CONNELY	1:59.131	1:59.176	0.045
2	63	BRISTOW	32.752	93	CONNELY	37.437	20	CONNELY	49.158	2	20	CONNELY	1:59.309	1:59.659	0.350
3	20	CONNELY	32.856	89	CHITOGLOU	37.810	89	CHITOGLOU	49.815	3	89	CHITOGLOU	2:00.791	2:01.111	0.320
4	89	CHITOGLOU	33.166	63	BRISTOW	38.044	63	BRISTOW	50.154	4	63	BRISTOW	2:00.950	2:01.582	0.632
5	58	HAMILTON	34.124	86	METVIER	38.309	58	HAMILTON	50.373	5	58	HAMILTON	2:03.834	2:03.924	0.090
6	16	GEYTON	34.349	58	HAMILTON	39.337	2	TATTON	52.739	6	2	TATTON	2:07.813	2:08.018	0.205
7	4	DUNCAN	35.022	2	TATTON	39.728	28	WRIGHT	53.016	7	28	WRIGHT	2:08.359	2:09.710	1.351
8	2	TATTON	35.346	28	WRIGHT	39.887	4	DUNCAN	53.638	8	16	GEYTON	2:09.025	2:09.025	0.000
9	28	WRIGHT	35.456	16	GEYTON	40.503	16	GEYTON	54.173	9	4	DUNCAN	2:09.238	2:09.398	0.160
10	52	WOODS	35.688	4	DUNCAN	40.578	22	VANDYKE	54.194	10	52	WOODS	2:11.074	2:12.188	1.114
11	27	SCUTT	35.760	27	SCUTT	40.786	78	BRAITHWAITE	54.215	11	78	BRAITHWAITE	2:11.816	2:12.342	0.526
12	78	BRAITHWAITE	36.093	52	WOODS	41.087	52	WOODS	54.299	12	27	SCUTT	2:12.009	2:12.216	0.207
13	23	TERRY	36.561	22	VANDYKE	41.169	23	TERRY	55.187	13	22	VANDYKE	2:12.565	2:12.834	0.269
14	19	SHIRLEY	36.582	23	TERRY	41.294	27	SCUTT	55.463	14	23	TERRY	2:13.042	2:13.124	0.082
15	22	VANDYKE	37.202	78	BRAITHWAITE	41.508	19	SHIRLEY	55.679	15	19	SHIRLEY	2:14.108	2:14.676	0.568
16	74	WEST	37.832	19	SHIRLEY	41.847	68	NICKELLS	55.971	16	68	NICKELLS	2:17.380	2:18.235	0.855
17	68	NICKELLS	37.874	74	WEST	43.112	29	FIELDER	57.019	17	29	FIELDER	2:18.624	2:18.624	0.000
18	29	FIELDER	38.065	68	NICKELLS	43.535	74	WEST	57.713	18	74	WEST	2:18.657	2:18.726	0.069
19	109	FITZGERALD	38.596	29	FIELDER	43.540	109	FITZGERALD	1:00.339	19	109	FITZGERALD	2:27.155	2:27.220	0.065
20	50	HALLAM	41.771	90	WALKER	46.345	50	HALLAM	1:01.093	20	50	HALLAM	2:30.550	2:30.550	0.000
21	90	WALKER	56.158	50	HALLAM	47.686	90	WALKER	1:01.608	21	90	WALKER	2:44.111		
22				109	FITZGERALD	48.220				22	1	PRICE			
23				1	PRICE	1:10.394									

Weather / Track : Cloudy / Dry

Results can be found at www.tsl-timing.com

Cadwell Park
 Circuit Length = 2.1800 miles
 Start: 15:59 Flag 16:11 End: 16:13
 Printed - 16:16 Saturday, 15 August 2020

Time Attack - Rounds 2 & 3 - Cadwell Park - 15th/16th August 2020

BSSO Stock Scooters

RACE 4 - CLASSIFICATION

POS	NO	CL	PIC NAME	ENTRY	LAPS	TIME	GAP	DIFF	MPH	BEST	ON
1	93	4	1 Steven CONNEELY	Lambretta SX 205	6	12:17.500			63.84	2:00.365	4
2	89	0	1 Ioannis CHITOGLOU	Vespa Hornet PK 145	6	12:40.262	22.762	22.762	61.93	2:01.203	4
3	58	0	2 Stephen HAMILTON	Gilera Runner 172	6	12:40.991	23.491	0.729	61.87	2:00.711	6
4	63	4	2 David BRISTOW	Lambretta Hornet GP 210	6	12:47.013	29.513	6.022	61.39	2:05.150	2
5	2	P	1 Graham TATTON	Lambretta GP 200	6	12:55.639	38.139	8.626	60.70	2:06.916	5
6	28	P	2 Stephen WRIGHT	Lambretta DSC RB 200	6	12:56.110	38.610	0.471	60.67	2:06.073	5
7	30	10	1 Chris COOK	Piaggio Zip SP 77	6	12:56.482	38.982	0.372	60.64	2:06.946	4
8	4	4E	1 Drew DUNCAN	Lambretta Jet 200	6	13:09.616	52.116	13.134	59.63	2:09.297	4
9	16	4	3 Chris GEYTON	Lambretta 205	6	13:09.636	52.136	0.020	59.63	2:08.416	2
10	78	P	3 Barrie BRAITHWAITE	Lambretta GP 200	6	13:13.811	56.311	4.175	59.31	2:10.547	4
11	52	4E	2 John WOODS	Lambretta GP 200	6	13:36.262	1:18.762	22.451	57.68	2:13.849	4
12	17	P	4 Justin OFFLAND	Lambretta GP 200	6	13:43.470	1:25.970	7.208	57.18	2:15.079	5
13	23	P	5 Keith TERRY	Lambretta JB 200	6	13:44.302	1:26.802	0.832	57.12	2:11.192	2
14	19	10	2 Mark SHIRLEY	Piaggio Zip 80	6	14:06.800	1:49.300	22.498	55.60	2:17.011	2
15	29	4	4 Rob FIELDER	Vespa PX 177	6	14:09.280	1:51.780	2.480	55.44	2:19.546	6
16	90	4E	3 Andrew WALKER	Lambretta GP 200	5	12:18.505	1 Lap	1 Lap	53.13	2:23.683	3
17	109	4E	4 Paul FITZGERALD	Lambretta GP 200	5	12:35.228	1 Lap	16.723	51.95	2:26.635	4
18	50	P	6 Philip HALLAM	Lambretta GP 200	5	12:36.085	1 Lap	0.857	51.89	2:26.481	5

NOT CLASSIFIED

DNF	1	4E	Justin PRICE	Lambretta GP 200	5	10:48.169	1 Lap		60.54	2:06.378	4
DNF	86	4E	Jason METIVIER	Lambretta GP 205	2	4:10.514	4 Laps	3 Laps	62.65	2:02.576	2
DNF	27	4E	Ian SCUTT	Hornet SS90 145	1	2:21.454	5 Laps	1 Lap	55.48		
DNF	74	P	Bob WEST	Lambretta SRP 200	1	2:33.494	5 Laps	12.040	51.12		
DNF	22	P	Alexander VANDYKE	Gilera Runner 125	0						
DNF	81	4	James LANCASTER	Lambretta RFS 200	0						

FASTEST LAP

93	4	Steven CONNEELY	Lambretta SX 205	4	2:00.365	65.20 mph	104.93 kph
58	0	Stephen HAMILTON	Gilera Runner 172	6	2:00.711	65.01 mph	104.63 kph
86	4E	Jason METIVIER	Lambretta GP 205	2	2:02.576	64.02 mph	103.04 kph
28	P	Stephen WRIGHT	Lambretta DSC RB 200	5	2:06.073	62.25 mph	100.18 kph
30	10	Chris COOK	Piaggio Zip SP 77	4	2:06.946	61.82 mph	99.49 kph

Weather / Track : Cloudy / Dry

These results are provisional until the conclusion of any judicial and technical matters.

Cadwell Park

Circuit Length = 2.1800 miles

Start: 18:16 Flag 18:28 End: 18:30

Clerk Of Course :	Steward :	Timekeeper :
-------------------	-----------	--------------

Time Attack - Rounds 2 & 3 - Cadwell Park - 15th/16th August 2020

BSSO Stock Scooters

RACE 4 - CLASSIFICATION BY CLASS

CLASS : BSSO Stock - 10

POS	NO	NAME	ENTRY	LAPS	TIME	GAP	DIFF	MPH	BEST	ON
1	30	Chris COOK	Piaggio Zip SP 77	6	12:56.482			60.64	2:06.946	4
2	19	Mark SHIRLEY	Piaggio Zip 80	6	14:06.800	1:10.318	1:10.318	55.60	2:17.011	2

CLASS : BSSO Stock - 4

POS	NO	NAME	ENTRY	LAPS	TIME	GAP	DIFF	MPH	BEST	ON
1	93	Steven CONNEELY	Lambretta SX 205	6	12:17.500			63.84	2:00.365	4
2	63	David BRISTOW	Lambretta Hornet GP 210	6	12:47.013	29.513	29.513	61.39	2:05.150	2
3	16	Chris GEYTON	Lambretta 205	6	13:09.636	52.136	22.623	59.63	2:08.416	2
4	29	Rob FIELDER	Vespa PX 177	6	14:09.280	1:51.780	59.644	55.44	2:19.546	6
DNF	81	James LANCASTER	Lambretta RFS 200	0		6 Laps	6 Laps			

CLASS : BSSO Stock - 4E

POS	NO	NAME	ENTRY	LAPS	TIME	GAP	DIFF	MPH	BEST	ON
1	4	Drew DUNCAN	Lambretta Jet 200	6	13:09.616			59.63	2:09.297	4
2	52	John WOODS	Lambretta GP 200	6	13:36.262	26.646	26.646	57.68	2:13.849	4
3	90	Andrew WALKER	Lambretta GP 200	5	12:18.505	1 Lap	1 Lap	53.13	2:23.683	3
4	109	Paul FITZGERALD	Lambretta GP 200	5	12:35.228	1 Lap	16.723	51.95	2:26.635	4
DNF	1	Justin PRICE	Lambretta GP 200	5	10:48.169	1 Lap	1:47.059	60.54	2:06.378	4
DNF	86	Jason METIVIER	Lambretta GP 205	2	4:10.514	4 Laps	3 Laps	62.65	2:02.576	2
DNF	27	Ian SCUTT	Hornet SS90 145	1	2:21.454	5 Laps	1 Lap	55.48		

CLASS : BSSO Stock - 0

POS	NO	NAME	ENTRY	LAPS	TIME	GAP	DIFF	MPH	BEST	ON
1	89	Ioannis CHITOGLOU	Vespa Hornet PK 145	6	12:40.262			61.93	2:01.203	4
2	58	Stephen HAMILTON	Gilera Runner 172	6	12:40.991	0.729	0.729	61.87	2:00.711	6

CLASS : BSSO Stock - P

POS	NO	NAME	ENTRY	LAPS	TIME	GAP	DIFF	MPH	BEST	ON
1	2	Graham TATTON	Lambretta GP 200	6	12:55.639			60.70	2:06.916	5
2	28	Stephen WRIGHT	Lambretta DSC RB 200	6	12:56.110	0.471	0.471	60.67	2:06.073	5
3	78	Barrie BRAITHWAITE	Lambretta GP 200	6	13:13.811	18.172	17.701	59.31	2:10.547	4
4	17	Justin OFFLAND	Lambretta GP 200	6	13:43.470	47.831	29.659	57.18	2:15.079	5
5	23	Keith TERRY	Lambretta JB 200	6	13:44.302	48.663	0.832	57.12	2:11.192	2
6	50	Philip HALLAM	Lambretta GP 200	5	12:36.085	1 Lap	1 Lap	51.89	2:26.481	5
DNF	74	Bob WEST	Lambretta SRP 200	1	2:33.494	5 Laps	4 Laps	51.12		
DNF	22	Alexander VANDYKE	Gilera Runner 125	0		6 Laps	1 Lap			

FASTEST LAP

93	4	Steven CONNEELY	Lambretta SX 205 -	4	2:00.365	65.20 mph	104.93 kph
58	0	Stephen HAMILTON	Gilera Runner 172 -	6	2:00.711	65.01 mph	104.63 kph
86	4E	Jason METIVIER	Lambretta GP 205 -	2	2:02.576	64.02 mph	103.04 kph
28	P	Stephen WRIGHT	Lambretta DSC RB 200 -	5	2:06.073	62.25 mph	100.18 kph
30	10	Chris COOK	Piaggio Zip SP 77 -	4	2:06.946	61.82 mph	99.49 kph

Weather / Track : Cloudy / Dry

These results are provisional until the conclusion of any judicial and technical matters.

Cadwell Park

Circuit Length = 2.1800 miles

Start: 18:16 Flag 18:28 End: 18:30

Clerk Of Course :	Timekeeper :
-------------------	--------------

Time Attack - Rounds 2 & 3 - Cadwell Park - 15th/16th August 2020

BSSO Stock Scooters

RACE 4 - LAP CHART

LAP 1 @ 18:18:16.368			LAP 2 @ 18:20:17.346			LAP 3 @ 18:22:18.268			LAP 4 @ 18:24:18.633			LAP 5 @ 18:26:20.809		
NO	BEHIND	LAP TIME	NO	BEHIND	LAP TIME	NO	BEHIND	LAP TIME	NO	BEHIND	LAP TIME	NO	BEHIND	LAP TIME
93		2:06.604	93		2:00.978	93		2:00.922	93		2:00.365	93		2:02.176
86	1.334	2:07.938	86	2.932	2:02.576	63	14.091	2:07.299	63	21.570	2:07.844	89	27.089	2:02.400
63	3.542	2:10.146	63	7.714	2:05.150	1	23.893	2:08.521	89	26.865	2:01.203	63	28.016	2:08.622
30	9.006	2:15.610	30	16.267	2:08.239	30	23.964	2:08.619	1	29.906	2:06.378	58	29.235	2:01.460
1	9.398	2:16.002	1	16.294	2:07.874	89	26.027	2:04.641	58	29.951	2:02.801	28	37.110	2:06.073
16	9.987	2:16.591	16	17.425	2:08.416	2	26.053	2:09.067	30	30.545	2:06.946	1	37.124	2:09.394
2	10.405	2:17.009	2	17.908	2:08.481	28	26.466	2:09.037	2	32.634	2:06.946	30	37.240	2:08.871
28	11.407	2:18.011	28	18.351	2:07.922	16	27.359	2:10.856	28	33.213	2:07.112	2	37.374	2:06.916
78	12.753	2:19.357	4	21.955	2:09.391	58	27.515	2:04.513	16	36.870	2:09.876	16	46.516	2:11.822
4	13.542	2:20.146	89	22.308	2:04.241	4	31.180	2:10.147	4	40.112	2:09.297	4	47.508	2:09.572
23	14.260	2:20.864	78	22.819	2:11.044	78	33.042	2:11.145	78	43.224	2:10.547	78	51.730	2:10.682
27	14.850	2:21.454	58	23.924	2:05.187	23	37.107	2:13.555	52	56.478	2:13.849	52	1:09.892	2:15.590
52	15.396	2:22.000	23	24.474	2:11.192	52	42.994	2:15.567	23	57.016	2:20.274	23	1:14.655	2:19.815
17	18.184	2:24.788	52	28.349	2:13.931	17	48.746	2:15.998	17	1:03.910	2:15.529	17	1:16.813	2:15.079
89	19.045	2:25.649	17	33.670	2:16.464	19	52.821	2:18.644	19	1:14.196	2:21.740	19	1:33.724	2:21.704
19	19.066	2:25.670	19	35.099	2:17.011	29	1:00.544	2:21.262	29	1:20.301	2:20.122	29	1:38.689	2:20.564
58	19.715	2:26.319	29	40.204	2:20.860	90	1:12.090	2:23.683	90	1:36.976	2:25.251			
29	20.322	2:26.926	90	49.329	2:24.096	50	1:31.735	2:26.891	109	1:59.301	2:26.635			
90	26.211	2:32.815	109	1:04.639	2:31.826	109	1:33.031	2:29.314	50	2:00.735	2:29.365			
74	26.890	2:33.494	50	1:05.766	2:31.796									
109	33.791	2:40.395												
50	34.948	2:41.552												

Time Attack - Rounds 2 & 3 - Cadwell Park - 15th/16th August 2020

BSSO Stock Scooters

RACE 4 - LAP CHART

LAP 6 @ 18:28:27.264

NO	BEHIND	LAP TIME
93		2:06.455
90	1 Lap	2:32.660
109	1 Lap	2:27.058
50	1 Lap	2:26.481
89	22.762	2:02.128
58	23.491	2:00.711
63	29.513	2:07.952
2	38.139	2:07.220
28	38.610	2:07.955
30	38.982	2:08.197
4	52.116	2:11.063
16	52.136	2:12.075
78	56.311	2:11.036
52	1:18.762	2:15.325
17	1:25.970	2:15.612
23	1:26.802	2:18.602
19	1:49.300	2:22.031
29	1:51.780	2:19.546

Weather / Track : Cloudy / Dry

Results can be found at www.tsl-timing.com

Page 2 of 2

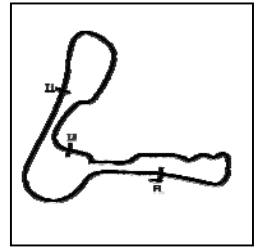
Cadwell Park
Circuit Length = 2.1800 miles
Start: 18:16 Flag 18:28 End: 18:30

Printed - 18:32 Saturday, 15 August 2020

Time Attack - Rounds 2 & 3 - Cadwell Park - 15th/16th August 2020

BSSO Stock Scooters

RACE 4 - SECTOR ANALYSIS



SECTOR 1 = FL to I1, SECTOR 2 = I1 to I2, SECTOR 3 = I2 to FL, DIFF = Difference To Personal Best Lap, P = Crossed Finish Line in Pit Lane, D = Time Disallowed

P1 93 4		Steven CONNEELY		Lambretta SX 205			
IDEAL LAP TIME :		BEST LAP TIME : 2:00.365		DIFFERENCE :			
LAP	SECTOR 1	SECTOR 2	SECTOR 3	LAP TIME	MPH	DIFF	TIME OF DAY
1 -			50.149	2:06.604	61.98	6.239	18:18:16.368
2 -			50.303	2:00.978 (3)	64.87	0.613	18:20:17.346
3 -			50.269	2:00.922 (2)	64.90	0.557	18:22:18.268
4 -			50.151	2:00.365 (1)	65.20		18:24:18.633
5 -			50.707	2:02.176	64.23	1.811	18:26:20.809
6 -			51.461	2:06.455	62.06	6.090	18:28:27.264

P2 89 O		Ioannis CHITOGLOU		Vespa Hornet PK 145				
IDEAL LAP TIME :		BEST LAP TIME : 2:01.203		DIFFERENCE :				
LAP	SECTOR 1	SECTOR 2	SECTOR 3	LAP TIME	MPH	DIFF	TIME OF DAY	
1 -			54.846	88.8	2:25.649	53.88	24.446	18:18:35.413
2 -			51.726	87.2	2:04.241	63.16	3.038	18:20:39.654
3 -			53.132	87.6	2:04.641	62.96	3.438	18:22:44.295
4 -			49.841	87.3	2:01.203 (1)	64.75		18:24:45.498
5 -			51.668	87.3	2:02.400 (3)	64.11	1.197	18:26:47.898
6 -			50.496	83.5	2:02.128 (2)	64.26	0.925	18:28:50.026

P3 58 O		Stephen HAMILTON		Gilera Runner 172				
IDEAL LAP TIME :		BEST LAP TIME : 2:00.711		DIFFERENCE :				
LAP	SECTOR 1	SECTOR 2	SECTOR 3	LAP TIME	MPH	DIFF	TIME OF DAY	
1 -			55.812	87.7	2:26.319	53.63	25.608	18:18:36.083
2 -			50.930	88.3	2:05.187	62.69	4.476	18:20:41.270
3 -			50.407	89.8	2:04.513	63.03	3.802	18:22:45.783
4 -			51.166	87.8	2:02.801 (3)	63.90	2.090	18:24:48.584
5 -			49.982	88.4	2:01.460 (2)	64.61	0.749	18:26:50.044
6 -			49.771	86.2	2:00.711 (1)	65.01		18:28:50.755

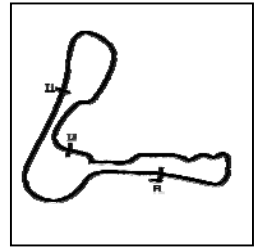
P4 63 4		David BRISTOW		Lambretta Hornet GP 210				
IDEAL LAP TIME :		BEST LAP TIME : 2:05.150		DIFFERENCE :				
LAP	SECTOR 1	SECTOR 2	SECTOR 3	LAP TIME	MPH	DIFF	TIME OF DAY	
1 -			51.222	84.9	2:10.146	60.30	4.996	18:18:19.910
2 -			51.534	84.2	2:05.150 (1)	62.70		18:20:25.060
3 -			52.963	83.1	2:07.299 (2)	61.65	2.149	18:22:32.359
4 -			52.865	83.5	2:07.844 (3)	61.38	2.694	18:24:40.203
5 -			52.945	84.6	2:08.622	61.01	3.472	18:26:48.825
6 -			53.580	83.4	2:07.952	61.33	2.802	18:28:56.777

P5 2 P		Graham TATTON		Lambretta GP 200				
IDEAL LAP TIME :		BEST LAP TIME : 2:06.916		DIFFERENCE :				
LAP	SECTOR 1	SECTOR 2	SECTOR 3	LAP TIME	MPH	DIFF	TIME OF DAY	
1 -			53.777	77.4	2:17.009	57.28	10.093	18:18:26.773
2 -			53.107	75.4	2:08.481	61.08	1.565	18:20:35.254
3 -			53.455	76.8	2:09.067	60.80	2.151	18:22:44.321
4 -			52.647	75.6	2:06.946 (2)	61.82	0.030	18:24:51.267
5 -			52.185	76.8	2:06.916 (1)	61.83		18:26:58.183
6 -			52.482	75.8	2:07.220 (3)	61.68	0.304	18:29:05.403

Time Attack - Rounds 2 & 3 - Cadwell Park - 15th/16th August 2020

BSSO Stock Scooters

RACE 4 - SECTOR ANALYSIS



SECTOR 1 = FL to I1, SECTOR 2 = I1 to I2, SECTOR 3 = I2 to FL, DIFF = Difference To Personal Best Lap, P = Crossed Finish Line in Pit Lane, D = Time Disallowed

P6 28 P		Stephen WRIGHT		Lambretta DSC RB 200			
IDEAL LAP TIME :		BEST LAP TIME : 2:06.073		DIFFERENCE :			
LAP	SECTOR 1	SECTOR 2	SECTOR 3	LAP TIME	MPH	DIFF	TIME OF DAY
1 -			53.726	2:18.011	56.86	11.938	18:18:27.775
2 -			52.827	2:07.922 (3)	61.35	1.849	18:20:35.697
3 -			53.182	2:09.037	60.82	2.964	18:22:44.734
4 -			52.604	2:07.112 (2)	61.74	1.039	18:24:51.846
5 -			52.024	2:06.073 (1)	62.25		18:26:57.919
6 -			53.165	2:07.955	61.33	1.882	18:29:05.874

P7 30 10		Chris COOK		Piaggio Zip SP 77			
IDEAL LAP TIME :		BEST LAP TIME : 2:06.946		DIFFERENCE :			
LAP	SECTOR 1	SECTOR 2	SECTOR 3	LAP TIME	MPH	DIFF	TIME OF DAY
1 -			52.262	2:15.610	57.87	8.664	18:18:25.374
2 -			52.121	2:08.239 (3)	61.19	1.293	18:20:33.613
3 -			51.861	2:08.619	61.01	1.673	18:22:42.232
4 -			51.435	2:06.946 (1)	61.82		18:24:49.178
5 -			53.130	2:08.871	60.89	1.925	18:26:58.049
6 -			52.191	2:08.197 (2)	61.21	1.251	18:29:06.246

P8 4 4E		Drew DUNCAN		Lambretta Jet 200				
IDEAL LAP TIME :		BEST LAP TIME : 2:09.297		DIFFERENCE :				
LAP	SECTOR 1	SECTOR 2	SECTOR 3	LAP TIME	MPH	DIFF	TIME OF DAY	
1 -			55.305	79.2	2:20.146	55.99	10.849	18:18:29.910
2 -			53.830	79.0	2:09.391 (2)	60.65	0.094	18:20:39.301
3 -			54.106		2:10.147	60.30	0.850	18:22:49.448
4 -			53.716	78.4	2:09.297 (1)	60.69		18:24:58.745
5 -			53.771	78.7	2:09.572 (3)	60.56	0.275	18:27:08.317
6 -			54.423		2:11.063	59.88	1.766	18:29:19.380

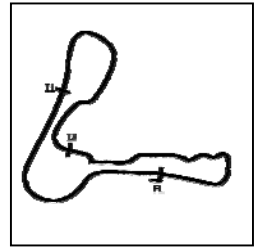
P9 16 4		Chris GEYTON		Lambretta 205				
IDEAL LAP TIME :		BEST LAP TIME : 2:08.416		DIFFERENCE :				
LAP	SECTOR 1	SECTOR 2	SECTOR 3	LAP TIME	MPH	DIFF	TIME OF DAY	
1 -			53.536	81.2	2:16.591	57.45	8.175	18:18:26.355
2 -			53.308	80.3	2:08.416 (1)	61.11		18:20:34.771
3 -			55.426	80.7	2:10.856 (3)	59.97	2.440	18:22:45.627
4 -			54.254	80.0	2:09.876 (2)	60.42	1.460	18:24:55.503
5 -			53.957	79.6	2:11.822	59.53	3.406	18:27:07.325
6 -			53.867	80.8	2:12.075	59.42	3.659	18:29:19.400

P10 78 P		Barrie BRAITHWAITE		Lambretta GP 200				
IDEAL LAP TIME :		BEST LAP TIME : 2:10.547		DIFFERENCE :				
LAP	SECTOR 1	SECTOR 2	SECTOR 3	LAP TIME	MPH	DIFF	TIME OF DAY	
1 -			55.207		2:19.357	56.31	8.810	18:18:29.121
2 -			54.110		2:11.044	59.88	0.497	18:20:40.165
3 -			53.861		2:11.145	59.84	0.598	18:22:51.310
4 -			53.835		2:10.547 (1)	60.11		18:25:01.857
5 -			53.541		2:10.682 (2)	60.05	0.135	18:27:12.539
6 -			54.087		2:11.036 (3)	59.89	0.489	18:29:23.575

Time Attack - Rounds 2 & 3 - Cadwell Park - 15th/16th August 2020

BSSO Stock Scooters

RACE 4 - SECTOR ANALYSIS



SECTOR 1 = FL to I1, SECTOR 2 = I1 to I2, SECTOR 3 = I2 to FL, DIFF = Difference To Personal Best Lap, P = Crossed Finish Line in Pit Lane, D = Time Disallowed

P11 52 4E		John WOODS		Lambretta GP 200			
IDEAL LAP TIME :		BEST LAP TIME : 2:13.849		DIFFERENCE :			
LAP	SECTOR 1	SECTOR 2	SECTOR 3	LAP TIME	MPH	DIFF	TIME OF DAY
1 -			55.041	2:22.000	55.26	8.151	18:18:31.764
2 -			55.422	2:13.931 (2)	58.59	0.082	18:20:45.695
3 -			56.148	2:15.567	57.89	1.718	18:23:01.262
4 -			55.874	2:13.849 (1)	58.63		18:25:15.111
5 -			56.001	2:15.590	57.88	1.741	18:27:30.701
6 -			56.900	2:15.325 (3)	57.99	1.476	18:29:46.026

P12 17 P		Justin OFFLAND		Lambretta GP 200				
IDEAL LAP TIME :		BEST LAP TIME : 2:15.079		DIFFERENCE :				
LAP	SECTOR 1	SECTOR 2	SECTOR 3	LAP TIME	MPH	DIFF	TIME OF DAY	
1 -			57.242	80.5	2:24.788	54.20	9.709	18:18:34.552
2 -			56.979	79.3	2:16.464	57.51	1.385	18:20:51.016
3 -			56.261	79.4	2:15.998	57.70	0.919	18:23:07.014
4 -			56.004	77.4	2:15.529 (2)	57.90	0.450	18:25:22.543
5 -			56.246	77.7	2:15.079 (1)	58.09		18:27:37.622
6 -			55.870	76.6	2:15.612 (3)	57.87	0.533	18:29:53.234

P13 23 P		Keith TERRY		Lambretta JB 200				
IDEAL LAP TIME :		BEST LAP TIME : 2:11.192		DIFFERENCE :				
LAP	SECTOR 1	SECTOR 2	SECTOR 3	LAP TIME	MPH	DIFF	TIME OF DAY	
1 -			55.479	80.0	2:20.864	55.71	9.672	18:18:30.628
2 -			54.090	79.7	2:11.192 (1)	59.82		18:20:41.820
3 -			56.203	75.3	2:13.555 (2)	58.76	2.363	18:22:55.375
4 -			59.095	71.1	2:20.274	55.94	9.082	18:25:15.649
5 -			57.031	73.5	2:19.815	56.13	8.623	18:27:35.464
6 -			56.931	73.9	2:18.602 (3)	56.62	7.410	18:29:54.066

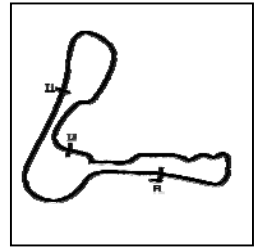
P14 19 10		Mark SHIRLEY		Piaggio Zip 80				
IDEAL LAP TIME :		BEST LAP TIME : 2:17.011		DIFFERENCE :				
LAP	SECTOR 1	SECTOR 2	SECTOR 3	LAP TIME	MPH	DIFF	TIME OF DAY	
1 -			57.259	79.1	2:25.670	53.87	8.659	18:18:35.434
2 -			56.407		2:17.011 (1)	57.28		18:20:52.445
3 -			57.554	78.0	2:18.644 (2)	56.60	1.633	18:23:11.089
4 -			59.108	76.0	2:21.740	55.36	4.729	18:25:32.829
5 -			58.750	75.3	2:21.704 (3)	55.38	4.693	18:27:54.533
6 -			59.406	77.6	2:22.031	55.25	5.020	18:30:16.564

P15 29 4		Rob FIELDER		Vespa PX 177				
IDEAL LAP TIME :		BEST LAP TIME : 2:19.546		DIFFERENCE :				
LAP	SECTOR 1	SECTOR 2	SECTOR 3	LAP TIME	MPH	DIFF	TIME OF DAY	
1 -			57.345	77.4	2:26.926	53.41	7.380	18:18:36.690
2 -			57.242	75.5	2:20.860	55.71	1.314	18:20:57.550
3 -			58.090	74.3	2:21.262	55.55	1.716	18:23:18.812
4 -			57.188	74.6	2:20.122 (2)	56.00	0.576	18:25:38.934
5 -			57.249	75.7	2:20.564 (3)	55.83	1.018	18:27:59.498
6 -			56.850	75.4	2:19.546 (1)	56.24		18:30:19.044

Time Attack - Rounds 2 & 3 - Cadwell Park - 15th/16th August 2020

BSSO Stock Scooters

RACE 4 - SECTOR ANALYSIS



SECTOR 1 = FL to I1, SECTOR 2 = I1 to I2, SECTOR 3 = I2 to FL, DIFF = Difference To Personal Best Lap, P = Crossed Finish Line in Pit Lane, D = Time Disallowed

P16 90 4E		Andrew WALKER		Lambretta GP 200			
IDEAL LAP TIME :		BEST LAP TIME : 2:23.683		DIFFERENCE :			
LAP	SECTOR 1	SECTOR 2	SECTOR 3	LAP TIME	MPH	DIFF	TIME OF DAY
1 -			1:00.641	81.7	2:32.815	51.35	9.132 18:18:42.579
2 -			58.837	82.0	2:24.096 (2)	54.46	0.413 18:21:06.675
3 -			58.784	81.4	2:23.683 (1)	54.62	18:23:30.358
4 -			1:00.730	76.8	2:25.251 (3)	54.03	1.568 18:25:55.609
5 -			1:03.098	75.2	2:32.660	51.40	8.977 18:28:28.269

P17 109 4E		Paul FITZGERALD		Lambretta GP 200			
IDEAL LAP TIME :		BEST LAP TIME : 2:26.635		DIFFERENCE :			
LAP	SECTOR 1	SECTOR 2	SECTOR 3	LAP TIME	MPH	DIFF	TIME OF DAY
1 -			1:02.937	81.0	2:40.395	48.92	13.760 18:18:50.159
2 -			1:02.467	80.0	2:31.826	51.69	5.191 18:21:21.985
3 -			1:01.805	80.9	2:29.314 (3)	52.56	2.679 18:23:51.299
4 -			1:00.545	80.5	2:26.635 (1)	53.52	18:26:17.934
5 -			1:00.304	79.7	2:27.058 (2)	53.36	0.423 18:28:44.992

P18 50 P		Philip HALLAM		Lambretta GP 200			
IDEAL LAP TIME :		BEST LAP TIME : 2:26.481		DIFFERENCE :			
LAP	SECTOR 1	SECTOR 2	SECTOR 3	LAP TIME	MPH	DIFF	TIME OF DAY
1 -			1:03.098	71.4	2:41.552	48.57	15.071 18:18:51.316
2 -			1:02.919	72.0	2:31.796	51.70	5.315 18:21:23.112
3 -			59.511	72.1	2:26.891 (2)	53.42	0.410 18:23:50.003
4 -			1:01.639	71.6	2:29.365 (3)	52.54	2.884 18:26:19.368
5 -			58.912	72.9	2:26.481 (1)	53.57	18:28:45.849

P19 1 4E		Justin PRICE		Lambretta GP 200			
IDEAL LAP TIME :		BEST LAP TIME : 2:06.378		DIFFERENCE :			
LAP	SECTOR 1	SECTOR 2	SECTOR 3	LAP TIME	MPH	DIFF	TIME OF DAY
1 -			56.252	80.9	2:16.002	57.70	9.624 18:18:25.766
2 -			52.953	83.6	2:07.874 (2)	61.37	1.496 18:20:33.640
3 -			53.008	85.0	2:08.521 (3)	61.06	2.143 18:22:42.161
4 -			52.192	82.6	2:06.378 (1)	62.09	18:24:48.539
5 -			53.736	73.6	2:09.394	60.65	3.016 18:26:57.933

P20 86 4E		Jason METIVIER		Lambretta GP 205			
IDEAL LAP TIME :		BEST LAP TIME : 2:02.576		DIFFERENCE :			
LAP	SECTOR 1	SECTOR 2	SECTOR 3	LAP TIME	MPH	DIFF	TIME OF DAY
1 -			51.200	86.8	2:07.938	61.34	5.362 18:18:17.702
2 -			51.672	87.3	2:02.576 (1)	64.02	18:20:20.278

P21 27 4E		Ian SCUTT		Hornet SS90 145			
IDEAL LAP TIME :		BEST LAP TIME :		DIFFERENCE :			
LAP	SECTOR 1	SECTOR 2	SECTOR 3	LAP TIME	MPH	DIFF	TIME OF DAY
1 -			56.077	84.3	2:21.454	55.48	18:18:31.218

P22 74 P		Bob WEST		Lambretta SRP 200			
IDEAL LAP TIME :		BEST LAP TIME :		DIFFERENCE :			
LAP	SECTOR 1	SECTOR 2	SECTOR 3	LAP TIME	MPH	DIFF	TIME OF DAY
1 -			1:03.415	41.7	2:33.494	51.12	18:18:43.258

Time Attack - Rounds 2 & 3 - Cadwell Park - 15th/16th August 2020

BSSO Stock Scooters

RACE 4 - BEST SPEEDS

POS	INTERMEDIATE 1		MPH	INTERMEDIATE 2		MPH	FINISH LINE		MPH
	NO	NAME		NO	NAME		NO	NAME	
1						58	HAMILTON	89.8	
2						89	CHITOGLOU	88.8	
3						86	METIVIER	87.3	
4						1	PRICE	85.0	
5						63	BRISTOW	84.9	
6						27	SCUTT	84.3	
7						90	WALKER	82.0	
8						16	GEYTON	81.2	
9						109	FITZGERALD	81.0	
10						17	OFFLAND	80.5	
11						23	TERRY	80.0	
12						4	DUNCAN	79.2	
13						19	SHIRLEY	79.1	
14						2	TATTON	77.4	
15						29	FIELDER	77.4	
16						50	HALLAM	72.9	
17						74	WEST	41.7	
18									
19									
20									
21									
22									
23									
24									

Weather / Track : Cloudy / Dry

Results can be found at www.tsl-timing.com

Cadwell Park
Circuit Length = 2.1800 miles
Start: 18:16 Flag 18:28 End: 18:30
Printed - 18:32 Saturday, 15 August 2020



Time Attack - Rounds 2 & 3 - Cadwell Park - 15th/16th August 2020

BSSO Stock Scooters

RACE 6 - CLASSIFICATION



POS	NO	CL	PIC NAME	ENTRY	LAPS	TIME	GAP	DIFF	MPH	BEST	ON
1	30	10	1 Chris COOK	Piaggio Zip SP 77	6	13:40.957			57.35	2:14.661	3
2	1	4E	1 Justin PRICE	Lambretta GP 200	6	13:54.375	13.418	13.418	56.43	2:15.037	5
3	63	4	1 David BRISTOW	Lambretta Hornet GP 210	6	13:58.529	17.572	4.154	56.15	2:17.368	5
4	89	O	1 Ioannis CHITOGLOU	Vespa Hornet PK 145	6	14:08.003	27.046	9.474	55.52	2:09.759	5
5	41	4E	2 Stuart DAY	Lambretta GP 200	6	14:08.845	27.888	0.842	55.47	2:18.235	5
6	2	P	1 Graham TATTON	Lambretta GP 200	6	14:11.749	30.792	2.904	55.28	2:19.193	6
7	81	4	2 James LANCASTER	Lambretta RFS 200	6	14:16.734	35.777	4.985	54.96	2:15.410	6
8	4	4E	3 Drew DUNCAN	Lambretta Jet 200	6	15:05.976	1:25.019	49.242	51.97	2:23.605	5
9	17	P	2 Justin OFFLAND	Lambretta GP 200	6	15:10.046	1:29.089	4.070	51.74	2:27.632	5
10	52	4E	4 John WOODS	Lambretta GP 200	6	15:23.778	1:42.821	13.732	50.97	2:29.964	6
11	74	P	3 Bob WEST	Lambretta SRP 200	6	15:25.378	1:44.421	1.600	50.88	2:30.596	5
12	90	4E	5 Andrew WALKER	Lambretta GP 200	6	15:44.798	2:03.841	19.420	49.83	2:24.904	6
13	68	P	4 Shaun NICKELLS	Lambretta GP 200	6	15:45.616	2:04.659	0.818	49.79	2:24.871	6
14	19	10	2 Mark SHIRLEY	Piaggio Zip 80	6	16:06.023	2:25.066	20.407	48.74	2:36.534	6
15	109	4E	6 Paul FITZGERALD	Lambretta GP 200	6	16:12.565	2:31.608	6.542	48.41	2:37.359	4
16	50	P	5 Philip HALLAM	Lambretta GP 200	5	14:00.996	1 Lap	1 Lap	46.65	2:43.423	5

NOT CLASSIFIED

DNF	28	P	Stephen WRIGHT	Lambretta DSC RB 200	5	12:06.131	1 Lap		54.04	2:21.217	4
DNF	86	4E	Jason METIVIER	Lambretta GP 205	4	9:04.464	2 Laps	1 Lap	57.65	2:12.805	4
DNF	23	P	Keith TERRY	Lambretta JB 200	2	5:15.438	4 Laps	2 Laps	49.75	2:32.533	2
DNF	58	O	Stephen HAMILTON	Gilera Runner 172	2	5:20.915	4 Laps		54.77	2:31.371	2
DNF	16	4	Chris GEYTON	Lambretta 205	1	2:41.594	5 Laps	1 Lap	48.56		
DNF	22	P	Alexander VANDYKE	Gilera Runner 125	0						
DNF	27	4E	Ian SCUTT	Hornet SS90 145	0						
DNF	29	4	Rob FIELDER	Vespa PX 177	0						
DNF	93	4	Steven CONNEELY	Lambretta SX 205	0						

FASTEST LAP

89	O	Ioannis CHITOGLOU	Vespa Hornet PK 145	5	2:09.759	60.48 mph	97.33 kph
86	4E	Jason METIVIER	Lambretta GP 205	4	2:12.805	59.09 mph	95.10 kph
30	10	Chris COOK	Piaggio Zip SP 77	3	2:14.661	58.28 mph	93.79 kph
81	4	James LANCASTER	Lambretta RFS 200	6	2:15.410	57.95 mph	93.27 kph
2	P	Graham TATTON	Lambretta GP 200	6	2:19.193	56.38 mph	90.73 kph

Weather / Track : Drizzle / Wet

These results are provisional until the conclusion of any judicial and technical matters.

Cadwell Park

Circuit Length = 2.1800 miles

Start: 13:25 Flag 13:38 End: 13:41

Clerk Of Course :	Steward :	Timekeeper :
-------------------	-----------	--------------



Time Attack - Rounds 2 & 3 - Cadwell Park - 15th/16th August 2020

BSSO Stock Scooters

RACE 6 - CLASSIFICATION BY CLASS



CLASS : BSSO Stock - 10

POS	NO	NAME	ENTRY	LAPS	TIME	GAP	DIFF	MPH	BEST	ON
1	30	Chris COOK	Piaggio Zip SP 77	6	13:40.957			57.35	2:14.661	3
2	19	Mark SHIRLEY	Piaggio Zip 80	6	16:06.023	2:25.066	2:25.066	48.74	2:36.534	6

CLASS : BSSO Stock - 4

POS	NO	NAME	ENTRY	LAPS	TIME	GAP	DIFF	MPH	BEST	ON
1	63	David BRISTOW	Lambretta Hornet GP 210	6	13:58.529			56.15	2:17.368	5
2	81	James LANCASTER	Lambretta RFS 200	6	14:16.734	18.205	18.205	54.96	2:15.410	6
DNF	16	Chris GEYTON	Lambretta 205	1	2:41.594	5 Laps	5 Laps	48.56		
DNF	29	Rob FIELDER	Vespa PX 177	0		6 Laps	1 Lap			
DNF	93	Steven CONNEELY	Lambretta SX 205	0		6 Laps	0.000			

CLASS : BSSO Stock - 4E

POS	NO	NAME	ENTRY	LAPS	TIME	GAP	DIFF	MPH	BEST	ON
1	1	Justin PRICE	Lambretta GP 200	6	13:54.375			56.43	2:15.037	5
2	41	Stuart DAY	Lambretta GP 200	6	14:08.845	14.470	14.470	55.47	2:18.235	5
3	4	Drew DUNCAN	Lambretta Jet 200	6	15:05.976	1:11.601	57.131	51.97	2:23.605	5
4	52	John WOODS	Lambretta GP 200	6	15:23.778	1:29.403	17.802	50.97	2:29.964	6
5	90	Andrew WALKER	Lambretta GP 200	6	15:44.798	1:50.423	21.020	49.83	2:24.904	6
6	109	Paul FITZGERALD	Lambretta GP 200	6	16:12.565	2:18.190	27.767	48.41	2:37.359	4
DNF	86	Jason METIVIER	Lambretta GP 205	4	9:04.464	2 Laps	2 Laps	57.65	2:12.805	4
DNF	27	Ian SCUTT	Hornet SS90 145	0		6 Laps	4 Laps			

CLASS : BSSO Stock - O

POS	NO	NAME	ENTRY	LAPS	TIME	GAP	DIFF	MPH	BEST	ON
1	89	Ioannis CHITOGLOU	Vespa Hornet PK 145	6	14:08.003			55.52	2:09.759	5
DNF	58	Stephen HAMILTON	Gilera Runner 172	2	5:20.915	4 Laps	4 Laps	48.91	2:31.371	2

CLASS : BSSO Stock - P

POS	NO	NAME	ENTRY	LAPS	TIME	GAP	DIFF	MPH	BEST	ON
1	2	Graham TATTON	Lambretta GP 200	6	14:11.749			55.28	2:19.193	6
2	17	Justin OFFLAND	Lambretta GP 200	6	15:10.046	58.297	58.297	51.74	2:27.632	5
3	74	Bob WEST	Lambretta SRP 200	6	15:25.378	1:13.629	15.332	50.88	2:30.596	5
4	68	Shaun NICKELLS	Lambretta GP 200	6	15:45.616	1:33.867	20.238	49.79	2:24.871	6
5	50	Philip HALLAM	Lambretta GP 200	5	14:00.996	1 Lap	1 Lap	46.65	2:43.423	5
DNF	28	Stephen WRIGHT	Lambretta DSC RB 200	5	12:06.131	1 Lap	1:54.865	54.04	2:21.217	4
DNF	23	Keith TERRY	Lambretta JB 200	2	5:15.438	4 Laps	3 Laps	49.75	2:32.533	2
DNF	22	Alexander VANDYKE	Gilera Runner 125	0		6 Laps	2 Laps			

FASTEST LAP

89	O	Ioannis CHITOGLOU	Vespa Hornet PK 145 -	5	2:09.759	60.48 mph	97.33 kph
86	4E	Jason METIVIER	Lambretta GP 205 -	4	2:12.805	59.09 mph	95.10 kph
30	10	Chris COOK	Piaggio Zip SP 77 -	3	2:14.661	58.28 mph	93.79 kph
81	4	James LANCASTER	Lambretta RFS 200 -	6	2:15.410	57.95 mph	93.27 kph
2	P	Graham TATTON	Lambretta GP 200 -	6	2:19.193	56.38 mph	90.73 kph

Weather / Track : Drizzle / Wet

These results are provisional until the conclusion of any judicial and technical matters.

Cadwell Park

Circuit Length = 2.1800 miles

Start: 13:25 Flag 13:38 End: 13:41

Clerk Of Course :	Timekeeper :
-------------------	--------------

Time Attack - Rounds 2 & 3 - Cadwell Park - 15th/16th August 2020

BSSO Stock Scooters

RACE 6 - LAP CHART

LAP 1 @ 13:27:32.604			LAP 2 @ 13:29:49.051			LAP 3 @ 13:32:03.569			LAP 4 @ 13:34:16.374			LAP 5 @ 13:36:37.653		
NO	BEHIND	LAP TIME	NO	BEHIND	LAP TIME	NO	BEHIND	LAP TIME	NO	BEHIND	LAP TIME	NO	BEHIND	LAP TIME
86		2:20.694	86		2:16.447	86		2:14.518	86		2:12.805	30		2:16.148
30	2.212	2:22.906	30	2.331	2:16.566	30	2.474	2:14.661	30	5.131	2:15.462	89	6.715	2:09.759
1	3.213	2:23.907	1	6.818	2:20.052	63	12.383	2:17.757	63	17.977	2:18.399	1	11.894	2:15.037
63	5.596	2:26.290	63	9.144	2:19.995	1	12.543	2:20.243	1	18.136	2:18.398	63	14.066	2:17.368
2	8.114	2:28.808	2	13.666	2:21.999	89	19.675	2:13.121	89	18.235	2:11.365	41	22.918	2:18.235
41	13.912	2:34.606	41	15.888	2:18.423	41	19.974	2:18.604	41	25.962	2:18.793	2	26.813	2:19.276
28	14.041	2:34.735	89	21.072	2:13.908	2	21.192	2:22.044	2	28.816	2:20.429	81	35.581	2:16.582
81	20.722	2:41.416	28	23.421	2:25.827	28	30.971	2:22.068	28	39.383	2:21.217	28	40.388	2:22.284
16	20.900	2:41.594	81	29.022	2:24.747	81	35.486	2:20.982	81	40.278	2:17.597	17	1:12.209	2:27.632
23	22.211	2:42.905	17	33.829	2:27.914	17	48.409	2:29.098	17	1:05.856	2:30.252	4	1:13.133	2:23.605
17	22.362	2:43.056	23	38.297	2:32.533	52	58.085	2:32.429	4	1:10.807	2:25.289	74	1:27.689	2:30.596
4	23.211	2:43.905	4	40.078	2:33.314	4	58.323	2:32.763	52	1:17.484	2:32.204	52	1:28.071	2:31.866
89	23.611	2:44.305	52	40.174	2:32.826	74	59.608	2:32.533	74	1:18.372	2:31.569	90	1:54.151	2:28.828
52	23.795	2:44.489	74	41.593	2:33.278	68	1:23.057	2:42.252	68	1:46.075	2:35.823	68	1:55.002	2:30.206
74	24.762	2:45.456	58	43.774	2:31.371	19	1:23.650	2:43.168	90	1:46.602	2:33.925	19	2:03.746	2:36.620
68	28.460	2:49.154	19	55.000	2:42.030	109	1:25.153	2:39.950	19	1:48.405	2:37.560	109	2:07.540	2:39.112
58	28.850	2:49.544	68	55.323	2:43.310	90	1:25.482	2:36.841	109	1:49.707	2:37.359			
19	29.417	2:50.111	109	59.721	2:40.377	50	1:41.424	2:47.626	50	2:13.109	2:44.490			
109	35.791	2:56.485	90	1:03.159	2:40.988									
50	38.163	2:58.857	50	1:08.316	2:46.600									
90	38.618	2:59.312												

Time Attack - Rounds 2 & 3 - Cadwell Park - 15th/16th August 2020

BSSO Stock Scooters

RACE 6 - LAP CHART

LAP 6 @ 13:38:52.867

NO	BEHIND	LAP TIME
30		2:15.214
1	13.418	2:16.738
63	17.572	2:18.720
50	1 Lap	2:43.423
89	27.046	2:35.545
41	27.888	2:20.184
2	30.792	2:19.193
81	35.777	2:15.410
4	1:25.019	2:27.100
17	1:29.089	2:32.094
52	1:42.821	2:29.964
74	1:44.421	2:31.946
90	2:03.841	2:24.904
68	2:04.659	2:24.871
19	2:25.066	2:36.534
109	2:31.608	2:39.282

Weather / Track : Drizzle / Wet

Results can be found at www.tsl-timing.com

Page 2 of 2

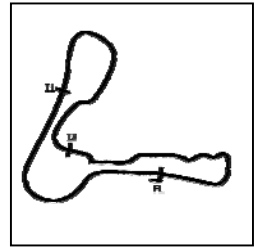
Cadwell Park
Circuit Length = 2.1800 miles
Start: 13:25 Flag 13:38 End: 13:41

Printed - 13:42 Sunday, 16 August 2020

Time Attack - Rounds 2 & 3 - Cadwell Park - 15th/16th August 2020

BSSO Stock Scooters

RACE 6 - SECTOR ANALYSIS



SECTOR 1 = FL to I1, SECTOR 2 = I1 to I2, SECTOR 3 = I2 to FL, DIFF = Difference To Personal Best Lap, P = Crossed Finish Line in Pit Lane, D = Time Disallowed

P1 30 10		Chris COOK		Piaggio Zip SP 77			
IDEAL LAP TIME : 2:14.661		BEST LAP TIME : 2:14.661		DIFFERENCE : 0.000			
LAP	SECTOR 1	SECTOR 2	SECTOR 3	LAP TIME	MPH	DIFF	TIME OF DAY
1 -		73.9	43.008	55.848	2:22.906	54.91	8.245 13:27:34.816
2 -	38.241	73.0	42.835	55.490	2:16.566	57.46	1.905 13:29:51.382
3 -	37.780	72.8	42.275	54.606	2:14.661 (1)	58.28	13:32:06.043
4 -	37.793	72.2	42.408	55.261	2:15.462 (3)	57.93	0.801 13:34:21.505
5 -	37.939	71.8	42.664	55.545	2:16.148	57.64	1.487 13:36:37.653
6 -	37.898	72.4	42.410	54.906	2:15.214 (2)	58.04	0.553 13:38:52.867

P2 1 4E		Justin PRICE		Lambretta GP 200			
IDEAL LAP TIME : 2:15.037		BEST LAP TIME : 2:15.037		DIFFERENCE : 0.000			
LAP	SECTOR 1	SECTOR 2	SECTOR 3	LAP TIME	MPH	DIFF	TIME OF DAY
1 -		83.3	43.555	57.980	79.1	2:23.907	54.53 8.870 13:27:35.817
2 -	37.324	81.4	43.114	59.614	75.4	2:20.052	56.03 5.015 13:29:55.869
3 -	38.573	76.5	43.651	58.019	76.9	2:20.243	55.96 5.206 13:32:16.112
4 -	37.364	79.7	42.516	58.518	77.9	2:18.398 (3)	56.70 3.361 13:34:34.510
5 -	36.260	84.6	41.703	57.074	77.4	2:15.037 (1)	58.11 13:36:49.547
6 -	36.804	78.0	42.005	57.929	76.8	2:16.738 (2)	57.39 1.701 13:39:06.285

P3 63 4		David BRISTOW		Lambretta Hornet GP 210			
IDEAL LAP TIME : 2:15.044		BEST LAP TIME : 2:17.368		DIFFERENCE : 2.324			
LAP	SECTOR 1	SECTOR 2	SECTOR 3	LAP TIME	MPH	DIFF	TIME OF DAY
1 -		82.6	44.305	58.440	81.7	2:26.290	53.64 8.922 13:27:38.200
2 -	37.287	83.4	44.411	58.297	82.0	2:19.995	56.05 2.627 13:29:58.195
3 -	36.884	82.8	44.453	56.420	81.2	2:17.757 (2)	56.97 0.389 13:32:15.952
4 -	36.919	81.0	44.867	56.613	82.2	2:18.399 (3)	56.70 1.031 13:34:34.351
5 -	36.202	81.3	42.921	58.245	81.3	2:17.368 (1)	57.13 13:36:51.719
6 -	36.277	81.9	42.422	1:00.021	80.4	2:18.720	56.57 1.352 13:39:10.439

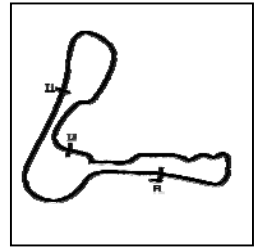
P4 89 O		Ioannis CHITOGLOU		Vespa Hornet PK 145			
IDEAL LAP TIME : 2:09.021		BEST LAP TIME : 2:09.759		DIFFERENCE : 0.738			
LAP	SECTOR 1	SECTOR 2	SECTOR 3	LAP TIME	MPH	DIFF	TIME OF DAY
1 -		70.4	50.176	1:02.133	83.7	2:44.305	47.76 34.546 13:27:56.215
2 -	36.536	85.2	42.565	54.807	84.2	2:13.908	58.60 4.149 13:30:10.123
3 -	35.450	85.1	41.111	56.560	82.4	2:13.121 (3)	58.95 3.362 13:32:23.244
4 -	35.493	83.8	40.842	55.030	83.9	2:11.365 (2)	59.74 1.606 13:34:34.609
5 -	35.675	84.8	40.846	53.238	84.3	2:09.759 (1)	60.48 13:36:44.368
6 -	34.941	85.9	49.433	1:11.171	51.2	2:35.545	50.45 25.786 13:39:19.913

P5 41 4E		Stuart DAY		Lambretta GP 200			
IDEAL LAP TIME : 2:17.375		BEST LAP TIME : 2:18.235		DIFFERENCE : 0.860			
LAP	SECTOR 1	SECTOR 2	SECTOR 3	LAP TIME	MPH	DIFF	TIME OF DAY
1 -		84.2	48.203	58.595		2:34.606	50.76 16.371 13:27:46.516
2 -	37.611	86.2	43.983	56.829		2:18.423 (2)	56.69 0.188 13:30:04.939
3 -	37.124	73.8	44.036	57.444		2:18.604 (3)	56.62 0.369 13:32:23.543
4 -	36.633	85.2	44.284	57.876		2:18.793	56.54 0.558 13:34:42.336
5 -	37.104	83.6	43.913	57.218		2:18.235 (1)	56.77 13:37:00.571
6 -	36.821	86.2	44.874	58.489		2:20.184	55.98 1.949 13:39:20.755

Time Attack - Rounds 2 & 3 - Cadwell Park - 15th/16th August 2020

BSSO Stock Scooters

RACE 6 - SECTOR ANALYSIS



SECTOR 1 = FL to I1, SECTOR 2 = I1 to I2, SECTOR 3 = I2 to FL, DIFF = Difference To Personal Best Lap, P = Crossed Finish Line in Pit Lane, D = Time Disallowed

P6		2 P		Graham TATTON		Lambretta GP 200			
IDEAL LAP TIME : 2:18.757		BEST LAP TIME : 2:19.193		DIFFERENCE : 0.436					
LAP	SECTOR 1	SECTOR 2	SECTOR 3	LAP TIME	MPH	DIFF	TIME OF DAY		
1 -		74.8	44.484	58.649	73.7	2:28.808	52.73	9.615	13:27:40.718
2 -	39.356	73.9	44.178	58.465	74.0	2:21.999	55.26	2.806	13:30:02.717
3 -	39.106	73.6	43.845	59.093	74.3	2:22.044	55.25	2.851	13:32:24.761
4 -	38.198	73.7	44.307	57.924	74.4	2:20.429 (3)	55.88	1.236	13:34:45.190
5 -	37.877	74.2	43.467	57.932	73.3	2:19.276 (2)	56.34	0.083	13:37:04.466
6 -	38.066	74.8	42.956	58.171	73.8	2:19.193 (1)	56.38		13:39:23.659

P7		81 4		James LANCASTER		Lambretta RFS 200			
IDEAL LAP TIME : 2:15.273		BEST LAP TIME : 2:15.410		DIFFERENCE : 0.137					
LAP	SECTOR 1	SECTOR 2	SECTOR 3	LAP TIME	MPH	DIFF	TIME OF DAY		
1 -		82.2	48.308	1:03.896		2:41.416	48.61	26.006	13:27:53.326
2 -	37.979	81.1	46.233	1:00.535		2:24.747	54.21	9.337	13:30:18.073
3 -	37.360	83.2	44.626	58.996		2:20.982	55.66	5.572	13:32:39.055
4 -	36.718	81.6	43.169	57.710		2:17.597 (3)	57.03	2.187	13:34:56.652
5 -	36.544	83.2	42.045	57.993		2:16.582 (2)	57.46	1.172	13:37:13.234
6 -	36.082	81.4	42.182	57.146		2:15.410 (1)	57.95		13:39:28.644

P8		4 4E		Drew DUNCAN		Lambretta Jet 200			
IDEAL LAP TIME : 2:23.566		BEST LAP TIME : 2:23.605		DIFFERENCE : 0.039					
LAP	SECTOR 1	SECTOR 2	SECTOR 3	LAP TIME	MPH	DIFF	TIME OF DAY		
1 -		78.1	50.926	1:05.667	77.5	2:43.905	47.88	20.300	13:27:55.815
2 -	40.210	80.9	49.516	1:03.588	77.0	2:33.314	51.18	9.709	13:30:29.129
3 -	40.418	79.6	49.502	1:02.843	79.3	2:32.763	51.37	9.158	13:33:01.892
4 -	38.871	79.8	44.938	1:01.480	76.7	2:25.289 (2)	54.01	1.684	13:35:27.181
5 -	38.473	78.8	44.963	1:00.169	78.5	2:23.605 (1)	54.65		13:37:50.786
6 -	38.835	79.6	44.924	1:03.341		2:27.100 (3)	53.35	3.495	13:40:17.886

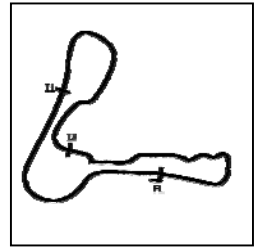
P9		17 P		Justin OFFLAND		Lambretta GP 200			
IDEAL LAP TIME : 2:27.120		BEST LAP TIME : 2:27.632		DIFFERENCE : 0.512					
LAP	SECTOR 1	SECTOR 2	SECTOR 3	LAP TIME	MPH	DIFF	TIME OF DAY		
1 -		78.3	49.124	1:04.655	78.8	2:43.056	48.13	15.424	13:27:54.966
2 -	40.251	71.9	46.343	1:01.320	73.5	2:27.914 (2)	53.05	0.282	13:30:22.880
3 -	39.724	72.6	46.531	1:02.843	71.4	2:29.098 (3)	52.63	1.466	13:32:51.978
4 -	41.406	71.2	46.461	1:02.385	73.9	2:30.252	52.23	2.620	13:35:22.230
5 -	39.457	73.9	46.413	1:01.762	76.0	2:27.632 (1)	53.15		13:37:49.862
6 -	40.887	70.7	46.615	1:04.592	71.4	2:32.094	51.60	4.462	13:40:21.956

P10		52 4E		John WOODS		Lambretta GP 200			
IDEAL LAP TIME : 2:29.964		BEST LAP TIME : 2:29.964		DIFFERENCE : 0.000					
LAP	SECTOR 1	SECTOR 2	SECTOR 3	LAP TIME	MPH	DIFF	TIME OF DAY		
1 -		81.8	50.137	1:05.414		2:44.489	47.71	14.525	13:27:56.399
2 -	40.629	81.8	49.765	1:02.432		2:32.826	51.35	2.862	13:30:29.225
3 -	40.014	81.5	49.478	1:02.937		2:32.429	51.48	2.465	13:33:01.654
4 -	40.508	81.5	49.409	1:02.287		2:32.204 (3)	51.56	2.240	13:35:33.858
5 -	40.430	81.3	49.150	1:02.286		2:31.866 (2)	51.67	1.902	13:38:05.724
6 -	39.991	81.4	47.940	1:02.033		2:29.964 (1)	52.33		13:40:35.688

Time Attack - Rounds 2 & 3 - Cadwell Park - 15th/16th August 2020

BSSO Stock Scooters

RACE 6 - SECTOR ANALYSIS



SECTOR 1 = FL to I1, SECTOR 2 = I1 to I2, SECTOR 3 = I2 to FL, DIFF = Difference To Personal Best Lap, P = Crossed Finish Line in Pit Lane, D = Time Disallowed

P11 74 P		Bob WEST		Lambretta SRP 200					
IDEAL LAP TIME : 2:29.906		BEST LAP TIME : 2:30.596		DIFFERENCE : 0.690					
LAP	SECTOR 1	SECTOR 2	SECTOR 3	LAP TIME	MPH	DIFF	TIME OF DAY		
1 -	70.6	49.702	1:04.464	71.7	2:45.456	47.43	14.860	13:27:57.366	
2 -	41.755	69.6	47.961	1:03.562	68.5	2:33.278	2.682	13:30:30.644	
3 -	41.354	68.8	47.550	1:03.629	68.2	2:32.533	1.937	13:33:03.177	
4 -	40.907	67.0	47.710	1:02.952	69.7	2:31.569 (2)	0.973	13:35:34.746	
5 -	41.019	68.7	47.030	1:02.547	70.2	2:30.596 (1)	52.11	13:38:05.342	
6 -	42.333	65.9	46.452	1:03.161	69.9	2:31.946 (3)	1.350	13:40:37.288	

P12 90 4E		Andrew WALKER		Lambretta GP 200					
IDEAL LAP TIME : 2:24.904		BEST LAP TIME : 2:24.904		DIFFERENCE : 0.000					
LAP	SECTOR 1	SECTOR 2	SECTOR 3	LAP TIME	MPH	DIFF	TIME OF DAY		
1 -	74.3	53.971	1:10.841	78.9	2:59.312	43.76	34.408	13:28:11.222	
2 -	44.431	78.9	50.224	1:06.333	79.5	2:40.988	16.084	13:30:52.210	
3 -	40.679	78.2	49.916	1:06.246	79.7	2:36.841	11.937	13:33:29.051	
4 -	40.028	81.8	49.681	1:04.216	79.2	2:33.925 (3)	9.021	13:36:02.976	
5 -	40.225	81.6	45.868	1:02.735	80.2	2:28.828 (2)	3.924	13:38:31.804	
6 -	38.130	81.9	45.777	1:00.997	79.3	2:24.904 (1)	54.16	13:40:56.708	

P13 68 P		Shaun NICKELLS		Lambretta GP 200					
IDEAL LAP TIME : 2:24.871		BEST LAP TIME : 2:24.871		DIFFERENCE : 0.000					
LAP	SECTOR 1	SECTOR 2	SECTOR 3	LAP TIME	MPH	DIFF	TIME OF DAY		
1 -	75.1	51.899	1:06.784	74.2	2:49.154	46.39	24.283	13:28:01.064	
2 -	42.806	72.9	52.925	1:07.579	75.1	2:43.310	18.439	13:30:44.374	
3 -	42.695	72.1	53.026	1:06.531	73.1	2:42.252	17.381	13:33:26.626	
4 -	41.857	72.8	49.642	1:04.324	73.8	2:35.823 (3)	10.952	13:36:02.449	
5 -	40.599	74.2	47.058	1:02.549	75.9	2:30.206 (2)	5.335	13:38:32.655	
6 -	38.751	75.2	46.295	59.825	77.5	2:24.871 (1)	54.17	13:40:57.526	

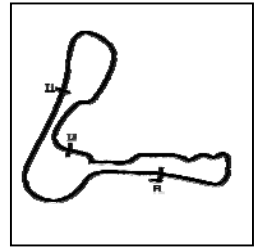
P14 19 10		Mark SHIRLEY		Piaggio Zip 80					
IDEAL LAP TIME : 2:35.371		BEST LAP TIME : 2:36.534		DIFFERENCE : 1.163					
LAP	SECTOR 1	SECTOR 2	SECTOR 3	LAP TIME	MPH	DIFF	TIME OF DAY		
1 -	71.4	52.209	1:07.100	73.4	2:50.111	46.13	13.577	13:28:02.021	
2 -	43.064	69.9	51.835	1:07.131	72.9	2:42.030	5.496	13:30:44.051	
3 -	43.657	68.0	52.718	1:06.793	73.6	2:43.168	6.634	13:33:27.219	
4 -	41.781	72.8	50.724	1:05.055	74.3	2:37.560 (3)	1.026	13:36:04.779	
5 -	41.245	72.2	50.467	1:04.908	74.9	2:36.620 (2)	0.086	13:38:41.399	
6 -	41.485	70.7	49.218	1:05.831	73.9	2:36.534 (1)	50.13	13:41:17.933	

P15 109 4E		Paul FITZGERALD		Lambretta GP 200					
IDEAL LAP TIME : 2:37.296		BEST LAP TIME : 2:37.359		DIFFERENCE : 0.063					
LAP	SECTOR 1	SECTOR 2	SECTOR 3	LAP TIME	MPH	DIFF	TIME OF DAY		
1 -	79.7	53.393	1:09.047	78.2	2:56.485	44.46	19.126	13:28:08.395	
2 -	40.993	81.0	52.413	1:06.971	78.8	2:40.377	3.018	13:30:48.772	
3 -	40.524	80.5	52.631	1:06.795	77.6	2:39.950	49.06	13:33:28.722	
4 -	39.889	80.7	51.266	1:06.204	78.3	2:37.359 (1)	49.87	13:36:06.081	
5 -	39.826	81.5	52.377	1:06.909	78.5	2:39.112 (2)	1.753	13:38:45.193	
6 -	40.962	77.2	51.616	1:06.704	77.4	2:39.282 (3)	1.923	13:41:24.475	

Time Attack - Rounds 2 & 3 - Cadwell Park - 15th/16th August 2020

BSSO Stock Scooters

RACE 6 - SECTOR ANALYSIS



SECTOR 1 = FL to I1, SECTOR 2 = I1 to I2, SECTOR 3 = I2 to FL, DIFF = Difference To Personal Best Lap, P = Crossed Finish Line in Pit Lane, D = Time Disallowed

P16 50 P		Philip HALLAM		Lambretta GP 200					
IDEAL LAP TIME : 2:43.376		BEST LAP TIME : 2:43.423		DIFFERENCE : 0.047					
LAP	SECTOR 1	SECTOR 2	SECTOR 3	LAP TIME	MPH	DIFF	TIME OF DAY		
1 -		63.7	53.089	1:09.207	67.3	2:58.857	43.87	15.434	13:28:10.767
2 -	46.362	62.5	52.494	1:07.744	68.0	2:46.600 (3)	47.10	3.177	13:30:57.367
3 -	46.354	60.7	53.742	1:07.530	65.1	2:47.626	46.81	4.203	13:33:44.993
4 -	45.712	65.8	51.638	1:07.140	66.7	2:44.490 (2)	47.71	1.067	13:36:29.483
5 -	45.054	65.2	51.685	1:06.684	69.6	2:43.423 (1)	48.02		13:39:12.906

P17 28 P		Stephen WRIGHT		Lambretta DSC RB 200					
IDEAL LAP TIME : 2:20.329		BEST LAP TIME : 2:21.217		DIFFERENCE : 0.888					
LAP	SECTOR 1	SECTOR 2	SECTOR 3	LAP TIME	MPH	DIFF	TIME OF DAY		
1 -		77.4	46.617	1:01.057		2:34.735	50.71	13.518	13:27:46.645
2 -	40.826	74.3	45.951	59.050		2:25.827	53.81	4.610	13:30:12.472
3 -	39.145	75.0	44.820	58.103		2:22.068 (2)	55.24	0.851	13:32:34.540
4 -	38.942	74.8	44.440	57.835		2:21.217 (1)	55.57		13:34:55.757
5 -	38.525	74.8	44.362	59.397		2:22.284 (3)	55.15	1.067	13:37:18.041

P18 86 4E		Jason METIVIER		Lambretta GP 205					
IDEAL LAP TIME : 2:12.805		BEST LAP TIME : 2:12.805		DIFFERENCE : 0.000					
LAP	SECTOR 1	SECTOR 2	SECTOR 3	LAP TIME	MPH	DIFF	TIME OF DAY		
1 -		90.3	44.184	56.578	83.7	2:20.694	55.78	7.889	13:27:32.604
2 -	35.925	84.5	43.297	57.225	83.2	2:16.447 (3)	57.51	3.642	13:29:49.051
3 -	35.413	86.1	42.534	56.571	83.9	2:14.518 (2)	58.34	1.713	13:32:03.569
4 -	35.104	85.8	41.517	56.184	84.5	2:12.805 (1)	59.09		13:34:16.374

P19 23 P		Keith TERRY		Lambretta JB 200					
IDEAL LAP TIME : 2:32.533		BEST LAP TIME : 2:32.533		DIFFERENCE : 0.000					
LAP	SECTOR 1	SECTOR 2	SECTOR 3	LAP TIME	MPH	DIFF	TIME OF DAY		
1 -		77.7	49.760	1:04.768	76.5	2:42.905	48.17	10.372	13:27:54.815
2 -	41.115	76.9	48.031	1:03.387	74.8	2:32.533 (1)	51.45		13:30:27.348

P20 58 O		Stephen HAMILTON		Gilera Runner 172					
IDEAL LAP TIME : 2:31.371		BEST LAP TIME : 2:31.371		DIFFERENCE : 0.000					
LAP	SECTOR 1	SECTOR 2	SECTOR 3	LAP TIME	MPH	DIFF	TIME OF DAY		
1 -		81.1	51.226	1:03.606	82.5	2:49.544	46.28	18.173	13:28:01.454
2 -	40.471	80.9	49.117	1:01.783	78.2	2:31.371 (1)	51.84		13:30:32.825

P21 16 4		Chris GEYTON		Lambretta 205					
IDEAL LAP TIME : 2:36.706		BEST LAP TIME :		DIFFERENCE :					
LAP	SECTOR 1	SECTOR 2	SECTOR 3	LAP TIME	MPH	DIFF	TIME OF DAY		
1 -		83.3	50.523	1:04.376	73.5	2:41.594	48.56		13:27:53.504

Time Attack - Rounds 2 & 3 - Cadwell Park - 15th/16th August 2020

BSSO Stock Scooters

RACE 6 - BEST SPEEDS

POS	INTERMEDIATE 1			INTERMEDIATE 2			FINISH LINE		
	NO	NAME	MPH	NO	NAME	MPH	NO	NAME	MPH
1	86	METIVIER	90.3				86	METIVIER	84.5
2	41	DAY	86.2				89	CHITOGLOU	84.3
3	89	CHITOGLOU	85.9				58	HAMILTON	82.5
4	1	PRICE	84.6				63	BRISTOW	82.2
5	63	BRISTOW	83.4				90	WALKER	80.2
6	16	GEYTON	83.3				4	DUNCAN	79.3
7	81	LANCASTER	83.2				1	PRICE	79.1
8	90	WALKER	81.9				17	OFFLAND	78.8
9	52	WOODS	81.8				109	FITZGERALD	78.8
10	109	FITZGERALD	81.5				68	NICKELLS	77.5
11	58	HAMILTON	81.1				23	TERRY	76.5
12	4	DUNCAN	80.9				19	SHIRLEY	74.9
13	17	OFFLAND	78.3				2	TATTON	74.4
14	23	TERRY	77.7				16	GEYTON	73.5
15	28	WRIGHT	77.4				74	WEST	71.7
16	68	NICKELLS	75.2				50	HALLAM	69.6
17	2	TATTON	74.8						
18	30	COOK	73.9						
19	19	SHIRLEY	72.8						
20	29	FIELDER	72.1						
21	74	WEST	70.6						
22	50	HALLAM	65.8						
23									
24									
25									

Weather / Track : Drizzle / Wet

Results can be found at www.tsl-timing.com

Cadwell Park
Circuit Length = 2.1800 miles
Start: 13:25 Flag 13:38 End: 13:41

Printed - 13:44 Sunday, 16 August 2020

Time Attack - Rounds 2 & 3 - Cadwell Park - 15th/16th August 2020

BSSO Stock Scooters

RACE 6 - BEST SECTORS

SECTOR 1			SECTOR 2			SECTOR 3			IDEAL / BEST COMPARISON						
POS	NO	NAME	TIME	NO	NAME	TIME	NO	NAME	TIME	POS	NO	NAME	IDEAL	BEST	DIFF
													PERFECT LAP	2:09.021	
1	89	CHITOGLOU	34.941	89	CHITOGLOU	40.842	89	CHITOGLOU	53.238	1	89	CHITOGLOU	2:09.021	2:09.759	0.738
2	86	METIVIER	35.104	86	METIVIER	41.517	30	COOK	54.606	2	86	METIVIER	2:12.805	2:12.805	0.000
3	81	LANCASTER	36.082	1	PRICE	41.703	86	METIVIER	56.184	3	30	COOK	2:14.661	2:14.661	0.000
4	63	BRISTOW	36.202	81	LANCASTER	42.045	63	BRISTOW	56.420	4	1	PRICE	2:15.037	2:15.037	0.000
5	1	PRICE	36.260	30	COOK	42.275	41	DAY	56.829	5	63	BRISTOW	2:15.044	2:17.368	2.324
6	41	DAY	36.633	63	BRISTOW	42.422	1	PRICE	57.074	6	81	LANCASTER	2:15.273	2:15.410	0.137
7	30	COOK	37.780	2	TATTON	42.956	81	LANCASTER	57.146	7	41	DAY	2:17.375	2:18.235	0.860
8	2	TATTON	37.877	41	DAY	43.913	28	WRIGHT	57.835	8	2	TATTON	2:18.757	2:19.193	0.436
9	90	WALKER	38.130	28	WRIGHT	43.978	2	TATTON	57.924	9	28	WRIGHT	2:20.329	2:21.217	0.888
10	4	DUNCAN	38.473	4	DUNCAN	44.924	68	NICKELLS	59.825	10	4	DUNCAN	2:23.566	2:23.605	0.039
11	28	WRIGHT	38.516	90	WALKER	45.777	4	DUNCAN	1:00.169	11	68	NICKELLS	2:24.871	2:24.871	0.000
12	68	NICKELLS	38.751	68	NICKELLS	46.295	90	WALKER	1:00.997	12	90	WALKER	2:24.904	2:24.904	0.000
13	17	OFFLAND	39.457	17	OFFLAND	46.343	17	OFFLAND	1:01.320	13	17	OFFLAND	2:27.120	2:27.632	0.512
14	109	FITZGERALD	39.826	74	WEST	46.452	58	HAMILTON	1:01.783	14	74	WEST	2:29.906	2:30.596	0.690
15	52	WOODS	39.991	52	WOODS	47.940	52	WOODS	1:02.033	15	52	WOODS	2:29.964	2:29.964	0.000
16	58	HAMILTON	40.471	23	TERRY	48.031	74	WEST	1:02.547	16	58	HAMILTON	2:31.371	2:31.371	0.000
17	74	WEST	40.907	58	HAMILTON	49.117	23	TERRY	1:03.387	17	23	TERRY	2:32.533	2:32.533	0.000
18	23	TERRY	41.115	19	SHIRLEY	49.218	16	GEYTON	1:04.376	18	19	SHIRLEY	2:35.371	2:36.534	1.163
19	19	SHIRLEY	41.245	16	GEYTON	50.523	19	SHIRLEY	1:04.908	19	16	GEYTON	2:36.706		
20	16	GEYTON	41.807	109	FITZGERALD	51.266	109	FITZGERALD	1:06.204	20	109	FITZGERALD	2:37.296	2:37.359	0.063
21	50	HALLAM	45.054	50	HALLAM	51.638	50	HALLAM	1:06.684	21	50	HALLAM	2:43.376	2:43.423	0.047
22				29	FIELDER	53.131									
23															
24															
25															



Time Attack - Rounds 2 & 3 - Cadwell Park - 15th/16th August 2020

BSSO Stock Scooters

RACE 8



Race abandoned due to unsafe conditions – running water across the track

Weather / Track : Rain / Wet

These results are provisional until the conclusion of any judicial and technical matters.

Cadwell Park

Circuit Length = 2.1800 miles

Start: 13:25 Flag 13:38 End: 13:41

Clerk Of Course :	Steward :	Timekeeper :
-------------------	-----------	--------------

Results can be found at www.tsl-timing.com

Printed - 17:54 Sunday, 16 August 2020