



SUPER SCOOTERS

Cadwell Park

15th/16th August 2020




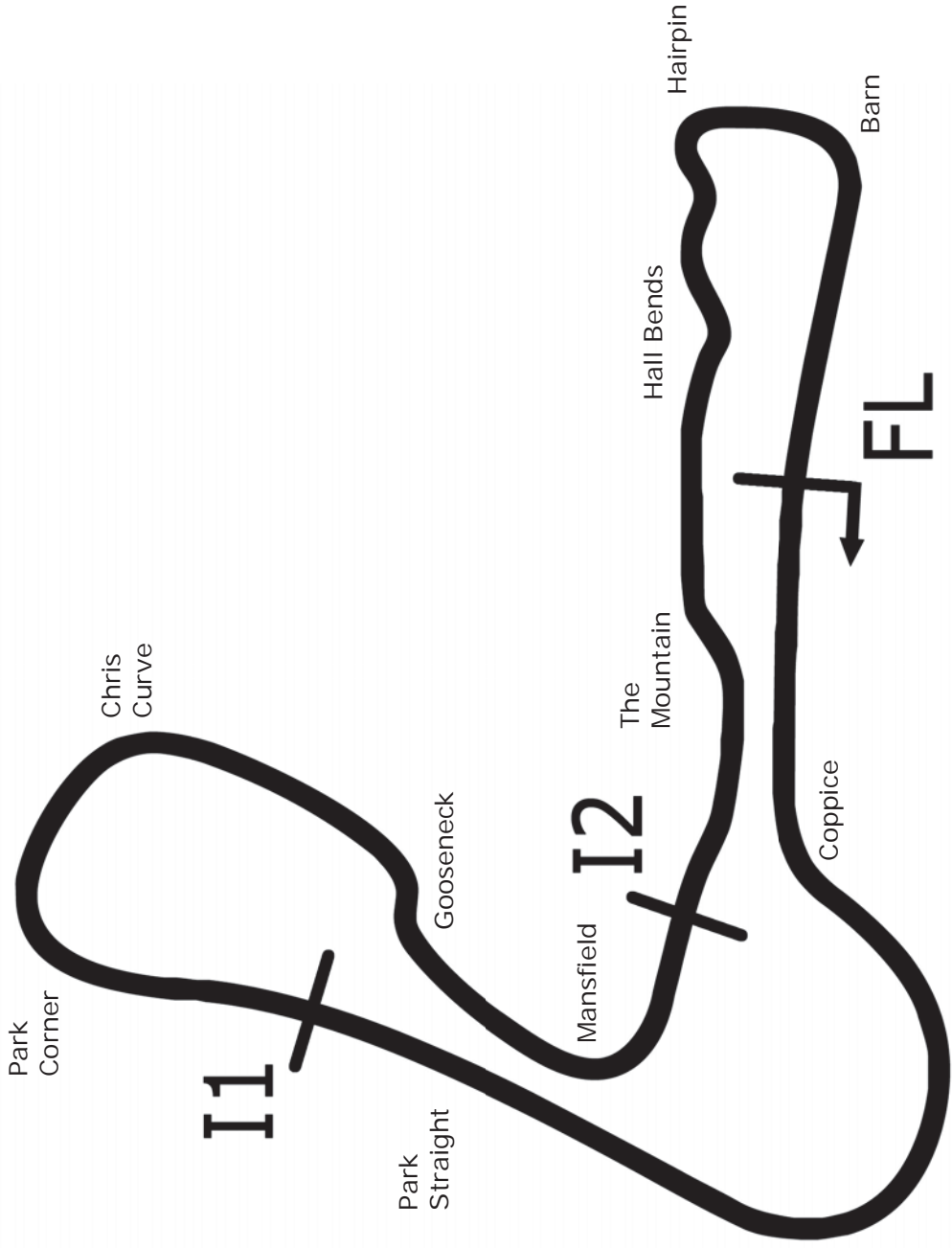
Results Provided by Timing Solutions Ltd
www.tsl-timing.com

Cadwell Park



SPORTS TIMING

TIMING SOLUTIONS LTD



Length	2.1870 miles	3519.6 m
FL		53.31024 N 0.05940 W
I1	1190m	53.30746 N 0.06718 W
I2	2330m	53.30708 N 0.06270 W
Pit Entry	3472m	53.31103 N 0.05889 W
Pit Exit	0m after FL	53.31030 N 0.05940 W
Pit Entry-Pit Exit	92m, 5.5s @60kph,	4.1s @80kph

Time Attack - Rounds 2 & 3 - Cadwell Park - 15th/16th August 2020

BSSO

PRACTICE - CLASSIFICATION

POS	NO	CL	PIC NAME	ENTRY	TIME	ON	LAPS	GAP	DIFF	MPH
1	20	4	1 Darren CONNEELY	Lambretta 205	2:00.346	4	5			65.21
2	25	6A	1 Tom SHAW	Gilera Runner 198	2:00.374	6	7	0.028	0.028	65.19
3	28	P	1 Stephen WRIGHT	Lambretta DSC RB 200	2:04.718	3	6	4.372	4.344	62.92
4	89	O	1 Ioannis CHITOGLOU	Vespa Hornet PK 145	2:06.550	5	7	6.204	1.832	62.01
5	86	6	1 Jason METIVIER	Lambretta GP 245	2:07.126	2	4	6.780	0.576	61.73
6	63	4	2 David BRISTOW	Lambretta Hornet GP 210	2:08.941	3	6	8.595	1.815	60.86
7	30	10	1 Chris COOK	Piaggio Zip SP 77	2:09.031	3	5	8.685	0.090	60.82
8	93	4	3 Steven CONNEELY	Lambretta SX 205	2:09.832	4	4	9.486	0.801	60.44
9	1	4E	1 Justin PRICE	Lambretta GP 200	2:11.032	2	6	10.686	1.200	59.89
10	16	6	2 Chris GEYTON	Lambretta 210	2:11.969	4	4	11.623	0.937	59.46
11	78	P	2 Barrie BRAITHWAITE	Lambretta GP 200	2:13.777	4	4	13.431	1.808	58.66
12	58	O	2 Stephen HAMILTON	Gilera Runner 172	2:13.873	2	2	13.527	0.096	58.62
13	4	4E	2 Drew DUNCAN	Lambretta Jet 200	2:16.253	5	6	15.907	2.380	57.59
14	22	P	3 Alexander VANDYKE	Gilera Runner 125	2:16.799	5	6	16.453	0.546	57.36
15	47	P	4 Graham TATTON	Lambretta GP 200	2:17.163	1	1	16.817	0.364	57.21
16	23	P	5 Keith TERRY	Lambretta JB 200	2:17.475	2	3	17.129	0.312	57.08
17	68	P	6 Shaun NICKELLS	Lambretta GP 200	2:20.618	4	6	20.272	3.143	55.81
18	17	P	7 Justin OFFLAND	Lambretta GP 200	2:20.988	5	6	20.642	0.370	55.66
19	8	6	3 Graham TATTON	Lambretta GP 230	2:21.033	2	2	20.687	0.045	55.64
20	27	4E	3 Ian SCUTT	Hornet SS90 145	2:21.324	6	6	20.978	0.291	55.53
21	19	10	2 Mark SHIRLEY	Piaggio Zip 80	2:21.540	2	2	21.194	0.216	55.44
22	29	4	4 Rob FIELDER	Vespa PX 177	2:21.942	4	4	21.596	0.402	55.29
23	90	6	4 Andrew WALKER	Lambretta GP 200	2:22.738	3	3	22.392	0.796	54.98
24	52	4E	4 John WOODS	Lambretta GP 200	2:24.831	2	3	24.485	2.093	54.18
25	16	4	5 Chris GEYTON	Lambretta 205	2:25.123	1	1	24.777	0.292	54.07
26	74	6	5 Bob WEST	Lambretta SRP 200	2:26.857	6	6	26.511	1.734	53.44
27	109	4E	5 Paul FITZGERALD	Lambretta GP 200	2:33.493	4	5	33.147	6.636	51.12
28	50	P	8 Philip HALLAM	Lambretta GP 200	2:44.064	5	5	43.718	10.571	47.83
29	86	4E	6 Jason METIVIER	Lambretta GP 205			0			

Scooters 52, 93 & 109 - no working transponder - please fix before qualifying as per regulations

Weather / Track : Cloudy / Dry

These results are provisional until the conclusion of any judicial and technical matters.

Cadwell Park

Circuit Length = 2.1800 miles

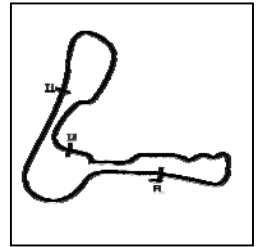
Start: 09:36 Flag 09:51 End: 09:53

Clerk Of Course :	Steward :	Timekeeper :

Time Attack - Rounds 2 & 3 - Cadwell Park - 15th/16th August 2020

BSSO

PRACTICE - SECTOR ANALYSIS



SECTOR 1 = FL to I1, SECTOR 2 = I1 to I2, SECTOR 3 = I2 to FL, DIFF = Difference To Personal Best Lap, P = Crossed Finish Line in Pit Lane, D = Time Disallowed

P1 20 4		Darren CONNEELY			Lambretta 205					
IDEAL LAP TIME : 1:59.313		BEST LAP TIME : 2:00.346			DIFFERENCE : 1.033					
LAP	SECTOR 1		SECTOR 2		SECTOR 3		LAP TIME	MPH	DIFF	TIME OF DAY
1 -	34.171	93.8	41.398		51.181	93.2	2:06.750	61.91	6.404	09:39:25.202
2 -	32.297	92.8	39.217		2:16.492		3:28.006	37.73	1:27.660	09:42:53.208
3 -	34.652	83.5	38.310		51.985		2:04.947 (3)	62.81	4.601	09:44:58.155
4 -	32.722	85.7	37.392		50.232		2:00.346 (1)	65.21		09:46:58.501
5 -	32.955	84.8	37.862		49.624		2:00.441 (2)	65.16	0.095	09:48:58.942

P2 25 6A		Tom SHAW			Gilera Runner 198					
IDEAL LAP TIME : 1:59.318		BEST LAP TIME : 2:00.374			DIFFERENCE : 1.056					
LAP	SECTOR 1		SECTOR 2		SECTOR 3		LAP TIME	MPH	DIFF	TIME OF DAY
1 -	36.283	88.0	42.387		52.130	91.0	2:10.800	60.00	10.426	09:39:27.408
2 -	33.450	89.0	39.452		49.721	92.4	2:02.623	64.00	2.249	09:41:30.031
3 -	32.872	89.7	38.123		50.410		2:01.405	64.64	1.031	09:43:31.436
4 -	32.234	92.1	39.456		50.138	91.6	2:01.828	64.41	1.454	09:45:33.264
5 -	33.045	91.6	38.015		49.712	91.5	2:00.772 (3)	64.98	0.398	09:47:34.036
6 -	33.200	89.8	38.105		49.069		2:00.374 (1)	65.19		09:49:34.410
7 -	32.575	89.2	38.774		49.282		2:00.631 (2)	65.05	0.257	09:51:35.041

P3 28 P		Stephen WRIGHT			Lambretta DSC RB 200					
IDEAL LAP TIME : 2:01.983		BEST LAP TIME : 2:04.718			DIFFERENCE : 2.735					
LAP	SECTOR 1		SECTOR 2		SECTOR 3		LAP TIME	MPH	DIFF	TIME OF DAY
1 -	35.626	92.8	42.132		52.645	92.4	2:10.403 (3)	60.18	5.685	09:39:22.414
2 -	34.008	92.1	39.881		50.842	91.6	2:04.731 (2)	62.91	0.013	09:41:27.145
3 -	34.459	92.1	38.851		51.408	93.2	2:04.718 (1)	62.92		09:43:31.863
4 -	32.290	93.3	40.470		2:21.154		3:33.914	36.68	1:29.196	09:47:05.777
5 -	36.092	78.5	43.311		57.226		2:16.629	57.44	11.911	09:49:22.406
6 -	37.165	76.0	43.213		54.448		2:14.826	58.20	10.108	09:51:37.232

P4 89 O		Ioannis CHITOGLOU			Vespa Hornet PK 145					
IDEAL LAP TIME : 2:05.985		BEST LAP TIME : 2:06.550			DIFFERENCE : 0.565					
LAP	SECTOR 1		SECTOR 2		SECTOR 3		LAP TIME	MPH	DIFF	TIME OF DAY
1 -	43.736	80.5	49.147		59.646	86.8	2:32.529	51.45	25.979	09:40:03.546
2 -	35.715	85.0	43.593		54.629	88.1	2:13.937	58.59	7.387	09:42:17.483
3 -	34.550	82.2	41.004		52.812	84.9	2:08.366 (3)	61.13	1.816	09:44:25.849
4 -	35.033	84.6	41.183		54.890	85.2	2:11.106	59.86	4.556	09:46:36.955
5 -	34.437	84.4	40.694		51.419	84.9	2:06.550 (1)	62.01		09:48:43.505
6 -	34.561	82.6	40.252		54.165	83.0	2:08.978	60.84	2.428	09:50:52.483
7 -	34.314	85.0	41.175		51.961	73.8	2:07.450 (2)	61.57	0.900	09:52:59.933

P5 86 6		Jason METIVIER			Lambretta GP 245					
IDEAL LAP TIME : 2:04.971		BEST LAP TIME : 2:07.126			DIFFERENCE : 2.155					
LAP	SECTOR 1		SECTOR 2		SECTOR 3		LAP TIME	MPH	DIFF	TIME OF DAY
1 -	35.155	85.4	41.239		55.747	85.1	2:12.141	59.39	5.015	09:45:44.700
2 -	34.391	88.1	40.357		52.378	88.4	2:07.126 (1)	61.73		09:47:51.826
3 -	34.084	88.8	41.457		53.441	88.3	2:08.982 (3)	60.84	1.856	09:50:00.808
4 -	32.761	89.4	39.832		55.502	88.0	2:08.095 (2)	61.26	0.969	09:52:08.903

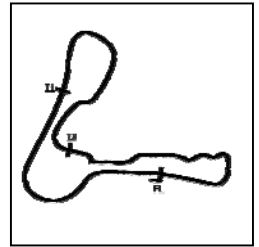
Weather / Track : Cloudy / Dry

Cadwell Park
Circuit Length = 2.1800 miles
Start: 09:36 Flag 09:51 End: 09:53

Time Attack - Rounds 2 & 3 - Cadwell Park - 15th/16th August 2020

BSSO

PRACTICE - SECTOR ANALYSIS



SECTOR 1 = FL to I1, SECTOR 2 = I1 to I2, SECTOR 3 = I2 to FL, DIFF = Difference To Personal Best Lap, P = Crossed Finish Line in Pit Lane, D = Time Disallowed

P6		63 4		David BRISTOW		Lambretta Hornet GP 210	
IDEAL LAP TIME : 2:08.000		BEST LAP TIME : 2:08.941		DIFFERENCE : 0.941			
LAP	SECTOR 1	SECTOR 2	SECTOR 3	LAP TIME	MPH	DIFF	TIME OF DAY
1 -	39.006	83.2	43.941	57.904	82.5	2:20.851	55.71 11.910 09:39:42.085
2 -	35.379	84.3	40.821	53.496	82.7	2:09.696 (3)	60.51 0.755 09:41:51.781
3 -	35.239	84.2	40.233	53.469	82.8	2:08.941 (1)	60.86 09:44:00.722
4 -	35.081	83.8	40.634	55.653	82.7	2:11.368	59.74 2.427 09:46:12.090
5 -	35.160	84.7	40.305	54.700	85.2	2:10.165	60.29 1.224 09:48:22.255
6 -	35.284	84.9	40.655	53.368	83.9	2:09.307 (2)	60.69 0.366 09:50:31.562

P7		30 10		Chris COOK		Piaggio Zip SP 77	
IDEAL LAP TIME : 2:07.951		BEST LAP TIME : 2:09.031		DIFFERENCE : 1.080			
LAP	SECTOR 1	SECTOR 2	SECTOR 3	LAP TIME	MPH	DIFF	TIME OF DAY
1 -	40.885	69.6	44.082	54.301		2:19.268	56.35 10.237 09:39:29.553
2 -	38.795	67.4	42.018	2:08.122		3:28.935	37.56 1:19.904 09:42:58.488
3 -	35.215	86.7	40.269	53.547		2:09.031 (1)	60.82 09:45:07.519
4 -	34.726	86.4	40.118	57.541		2:12.385 (2)	59.28 3.354 09:47:19.904
5 -	34.286	84.8	40.518	59.910		2:14.714 (3)	58.25 5.683 09:49:34.618

P8		93 4		Steven CONNEELY		Lambretta SX 205	
IDEAL LAP TIME : 2:13.141		BEST LAP TIME : 2:09.832		DIFFERENCE : -3.309			
LAP	SECTOR 1	SECTOR 2	SECTOR 3	LAP TIME	MPH	DIFF	TIME OF DAY
1 -	40.641	87.6	45.620	55.517		2:21.778 (2)	55.35 11.946 09:39:47.318
2 -	35.776	85.7	41.848	2:10.331		3:27.955	37.73 1:18.123 09:43:15.273
3 -						2:30.689 (3)	52.08 20.857 09:45:45.962
4 -						2:09.832 (1)	60.44 09:47:55.794

P9		1 4E		Justin PRICE		Lambretta GP 200	
IDEAL LAP TIME : 2:11.032		BEST LAP TIME : 2:11.032		DIFFERENCE : 0.000			
LAP	SECTOR 1	SECTOR 2	SECTOR 3	LAP TIME	MPH	DIFF	TIME OF DAY
1 -	42.321	83.9	44.245	58.270	85.4	2:24.836	54.18 13.804 09:39:45.413
2 -	35.283	84.2	41.128	54.621	81.3	2:11.032 (1)	59.89 09:41:56.445
3 -	35.599	83.5	41.452	2:05.456		3:22.507	38.75 1:11.475 09:45:18.952
4 -						2:31.721	51.72 20.689 09:47:50.673
5 -						2:14.800 (3)	58.22 3.768 09:50:05.473
6 -						2:11.207 (2)	59.81 0.175 09:52:16.680

P10		16 6		Chris GEYTON		Lambretta 210	
IDEAL LAP TIME : 2:11.969		BEST LAP TIME : 2:11.969		DIFFERENCE : 0.000			
LAP	SECTOR 1	SECTOR 2	SECTOR 3	LAP TIME	MPH	DIFF	TIME OF DAY
1 -	37.792	87.2	45.296	56.215	85.4	2:19.303	56.33 7.334 09:45:17.748
2 -	35.966	86.0	43.322	57.277	85.8	2:16.565 (3)	57.46 4.596 09:47:34.313
3 -	36.377	84.7	42.815	55.419	85.0	2:14.611 (2)	58.30 2.642 09:49:48.924
4 -	35.112	85.2	42.690	54.167	85.4	2:11.969 (1)	59.46 09:52:00.893

P11		78 P		Barrie BRAITHWAITE		Lambretta GP 200	
IDEAL LAP TIME : 2:12.747		BEST LAP TIME : 2:13.777		DIFFERENCE : 1.030			
LAP	SECTOR 1	SECTOR 2	SECTOR 3	LAP TIME	MPH	DIFF	TIME OF DAY
1 -	40.723	75.9	47.787	58.159		2:26.669	53.50 12.892 09:40:01.841
2 -	37.101	77.5	44.790	57.327		2:19.218 (3)	56.37 5.441 09:42:21.059
3 -	36.758	78.5	44.629	56.889		2:18.276 (2)	56.75 4.499 09:44:39.335
4 -	36.102	79.0	42.519	55.156		2:13.777 (1)	58.66 09:46:53.112

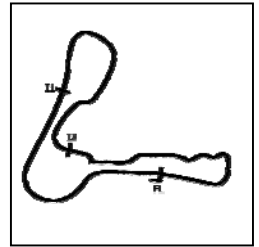
Weather / Track : Cloudy / Dry

Cadwell Park
Circuit Length = 2.1800 miles
Start: 09:36 Flag 09:51 End: 09:53

Time Attack - Rounds 2 & 3 - Cadwell Park - 15th/16th August 2020

BSSO

PRACTICE - SECTOR ANALYSIS



SECTOR 1 = FL to I1, SECTOR 2 = I1 to I2, SECTOR 3 = I2 to FL, DIFF = Difference To Personal Best Lap, P = Crossed Finish Line in Pit Lane, D = Time Disallowed

P12 58 O		Stephen HAMILTON			Gilera Runner 172				
IDEAL LAP TIME : 2:13.570		BEST LAP TIME : 2:13.873			DIFFERENCE : 0.303				
LAP	SECTOR 1	SECTOR 2	SECTOR 3	LAP TIME	MPH	DIFF	TIME OF DAY		
1 -	42.503	78.2	46.925	56.666	86.5	2:26.094 (2)	53.71	12.221	09:40:02.773
2 -	35.994	86.1	42.897	54.982	85.7	2:13.873 (1)	58.62		09:42:16.646

P13 4 4E		Drew DUNCAN			Lambretta Jet 200				
IDEAL LAP TIME : 2:15.594		BEST LAP TIME : 2:16.253			DIFFERENCE : 0.659				
LAP	SECTOR 1	SECTOR 2	SECTOR 3	LAP TIME	MPH	DIFF	TIME OF DAY		
1 -	40.415	75.6	47.290	1:01.483	86.4	2:29.188	52.60	12.935	09:39:45.280
2 -	37.920	80.0	45.937	1:00.048	84.8	2:23.905	54.53	7.652	09:42:09.185
3 -	37.510	86.3	44.457	1:44.190	77.6	3:06.157	42.15	49.904	09:45:15.342
4 -	37.250	80.8	43.951	57.967	79.9	2:19.168 (3)	56.39	2.915	09:47:34.510
5 -	36.640	82.9	42.800	56.813		2:16.253 (1)	57.59		09:49:50.763
6 -	35.981	82.4	43.796	59.320	78.9	2:19.097 (2)	56.42	2.844	09:52:09.860

P14 22 P		Alexander VANDYKE			Gilera Runner 125				
IDEAL LAP TIME : 2:15.378		BEST LAP TIME : 2:16.799			DIFFERENCE : 1.421				
LAP	SECTOR 1	SECTOR 2	SECTOR 3	LAP TIME	MPH	DIFF	TIME OF DAY		
1 -	40.533	73.3	46.793	59.384		2:26.710	53.49	9.911	09:39:52.732
2 -	38.960	72.6	44.629	57.366		2:20.955	55.67	4.156	09:42:13.687
3 -	38.721	73.2	43.393	56.081		2:18.195 (3)	56.78	1.396	09:44:31.882
4 -	38.012	73.1	44.489	57.008		2:19.509	56.25	2.710	09:46:51.391
5 -	39.060	71.6	42.683	55.056	76.0	2:16.799 (1)	57.36		09:49:08.190
6 -	37.896	71.6	42.426	56.535		2:16.857 (2)	57.34	0.058	09:51:25.047

P15 47 P		Graham TATTON			Lambretta GP 200				
IDEAL LAP TIME : 2:12.397		BEST LAP TIME : 2:17.163			DIFFERENCE : 4.766				
LAP	SECTOR 1	SECTOR 2	SECTOR 3	LAP TIME	MPH	DIFF	TIME OF DAY		
1 -	38.450	74.2	44.239	54.474	76.4	2:17.163 (1)	57.21		09:39:27.695

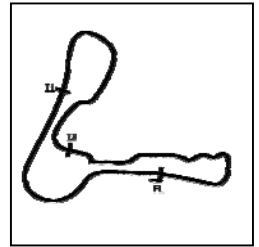
P16 23 P		Keith TERRY			Lambretta JB 200				
IDEAL LAP TIME : 2:16.720		BEST LAP TIME : 2:17.475			DIFFERENCE : 0.755				
LAP	SECTOR 1	SECTOR 2	SECTOR 3	LAP TIME	MPH	DIFF	TIME OF DAY		
1 -	40.215	73.1	46.834	57.311	78.3	2:24.360 (3)	54.36	6.885	09:39:49.942
2 -	38.168	77.9	42.868	56.439	78.4	2:17.475 (1)	57.08		09:42:07.417
3 -	38.205	77.3	43.673	56.832	77.2	2:18.710 (2)	56.57	1.235	09:44:26.127

P17 68 P		Shaun NICKELLS			Lambretta GP 200				
IDEAL LAP TIME : 2:19.741		BEST LAP TIME : 2:20.618			DIFFERENCE : 0.877				
LAP	SECTOR 1	SECTOR 2	SECTOR 3	LAP TIME	MPH	DIFF	TIME OF DAY		
1 -	41.614	75.3	51.419	1:00.493	77.7	2:33.526	51.11	12.908	09:40:03.478
2 -	38.805	76.7	46.489	58.964	77.5	2:24.258	54.40	3.640	09:42:27.736
3 -	39.157	74.1	47.116	58.460	76.9	2:24.733	54.22	4.115	09:44:52.469
4 -	38.375	76.2	44.324	57.919	76.8	2:20.618 (1)	55.81		09:47:13.087
5 -	38.735	74.8	45.722	57.547	76.6	2:22.004 (2)	55.26	1.386	09:49:35.091
6 -	40.759	76.3	46.140	57.042	77.0	2:23.941 (3)	54.52	3.323	09:51:59.032

Time Attack - Rounds 2 & 3 - Cadwell Park - 15th/16th August 2020

BSSO

PRACTICE - SECTOR ANALYSIS



SECTOR 1 = FL to I1, SECTOR 2 = I1 to I2, SECTOR 3 = I2 to FL, DIFF = Difference To Personal Best Lap, P = Crossed Finish Line in Pit Lane, D = Time Disallowed

P18		17 P		Justin OFFLAND		Lambretta GP 200				
IDEAL LAP TIME : 2:20.440		BEST LAP TIME : 2:20.988		DIFFERENCE : 0.548						
LAP	SECTOR 1		SECTOR 2		SECTOR 3		LAP TIME	MPH	DIFF	TIME OF DAY
1 -	41.421	70.7	48.099		59.378	79.0	2:28.898	52.70	7.910	09:39:49.705
2 -	38.203	77.2	46.103		59.503	77.3	2:23.809	54.57	2.821	09:42:13.514
3 -	38.434	76.4	46.473		58.261	77.3	2:23.168 (3)	54.81	2.180	09:44:36.682
4 -	38.635	76.6	45.988		59.879	76.9	2:24.502	54.31	3.514	09:47:01.184
5 -	38.751	75.7	44.475		57.762	76.4	2:20.988 (1)	55.66		09:49:22.172
6 -	39.292	73.3	44.867		58.278	74.6	2:22.437 (2)	55.09	1.449	09:51:44.609

P19		8 6		Graham TATTON		Lambretta GP 230				
IDEAL LAP TIME : 2:21.033		BEST LAP TIME : 2:21.033		DIFFERENCE : 0.000						
LAP	SECTOR 1		SECTOR 2		SECTOR 3		LAP TIME	MPH	DIFF	TIME OF DAY
1 -	39.397	86.7	46.087		1:00.519	84.6	2:26.003 (2)	53.75	4.970	09:48:20.007
2 -	37.331	86.7	45.322		58.380	81.5	2:21.033 (1)	55.64		09:50:41.040

P20		27 4E		Ian SCUTT		Hornet SS90 145				
IDEAL LAP TIME : 2:20.901		BEST LAP TIME : 2:21.324		DIFFERENCE : 0.423						
LAP	SECTOR 1		SECTOR 2		SECTOR 3		LAP TIME	MPH	DIFF	TIME OF DAY
1 -	44.204	76.4	51.439		1:03.766		2:39.409	49.23	18.085	09:40:13.902
2 -	39.853	80.0	47.033		1:00.636		2:27.522	53.19	6.198	09:42:41.424
3 -	38.336	81.9	45.718		59.141		2:23.195	54.80	1.871	09:45:04.619
4 -	37.597	82.6	44.825		59.637		2:22.059 (2)	55.24	0.735	09:47:26.678
5 -	37.954	81.8	44.604		59.902		2:22.460 (3)	55.08	1.136	09:49:49.138
6 -	37.156	81.4	44.802		59.366		2:21.324 (1)	55.53		09:52:10.462

P21		19 10		Mark SHIRLEY		Piaggio Zip 80				
IDEAL LAP TIME : 2:20.716		BEST LAP TIME : 2:21.540		DIFFERENCE : 0.824						
LAP	SECTOR 1		SECTOR 2		SECTOR 3		LAP TIME	MPH	DIFF	TIME OF DAY
1 -	40.456	70.6	45.734		58.297		2:24.487 (2)	54.31	2.947	09:39:44.842
2 -	39.261	73.6	45.109		57.170	80.4	2:21.540 (1)	55.44		09:42:06.382

P22		29 4		Rob FIELDER		Vespa PX 177				
IDEAL LAP TIME : 2:21.133		BEST LAP TIME : 2:21.942		DIFFERENCE : 0.809						
LAP	SECTOR 1		SECTOR 2		SECTOR 3		LAP TIME	MPH	DIFF	TIME OF DAY
1 -	41.850	73.0	48.260		59.045	74.8	2:29.155	52.61	7.213	09:39:41.960
2 -	39.632	73.8	45.984		58.575	75.7	2:24.191 (3)	54.42	2.249	09:42:06.151
3 -	39.949	73.1	45.572		57.707	75.0	2:23.228 (2)	54.79	1.286	09:44:29.379
4 -	39.157	72.6	45.547		57.238	75.6	2:21.942 (1)	55.29		09:46:51.321

P23		90 6		Andrew WALKER		Lambretta GP 200				
IDEAL LAP TIME : 2:22.738		BEST LAP TIME : 2:22.738		DIFFERENCE : 0.000						
LAP	SECTOR 1		SECTOR 2		SECTOR 3		LAP TIME	MPH	DIFF	TIME OF DAY
1 -	40.855	82.9	47.621		1:01.942	82.2	2:30.418 (3)	52.17	7.680	09:39:57.410
2 -	38.689	83.4	46.541		59.255	81.2	2:24.485 (2)	54.31	1.747	09:42:21.895
3 -	38.199	82.7	45.600		58.939	80.3	2:22.738 (1)	54.98		09:44:44.633

P24		52 4E		John WOODS		Lambretta GP 200				
IDEAL LAP TIME : 2:22.513		BEST LAP TIME : 2:24.831		DIFFERENCE : 2.318						
LAP	SECTOR 1		SECTOR 2		SECTOR 3		LAP TIME	MPH	DIFF	TIME OF DAY
1 -	41.283	72.7	50.523		1:01.721		2:33.527 (2)	51.11	8.696	09:39:54.681
2 -	38.096	82.6	47.040		59.695		2:24.831 (1)	54.18		09:42:19.512
3 -	37.843	82.2	44.975		2:30.805		3:53.623 (3)	33.59	1:28.792	09:46:13.135

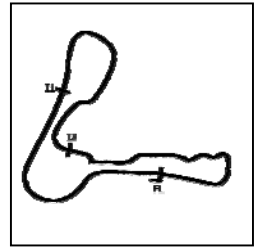
Weather / Track : Cloudy / Dry

Cadwell Park
Circuit Length = 2.1800 miles
Start: 09:36 Flag 09:51 End: 09:53

Time Attack - Rounds 2 & 3 - Cadwell Park - 15th/16th August 2020

BSSO

PRACTICE - SECTOR ANALYSIS



SECTOR 1 = FL to I1, SECTOR 2 = I1 to I2, SECTOR 3 = I2 to FL, DIFF = Difference To Personal Best Lap, P = Crossed Finish Line in Pit Lane, D = Time Disallowed

P25 16 4		Chris GEYTON		Lambretta 205				
IDEAL LAP TIME : 2:18.438		BEST LAP TIME : 2:25.123		DIFFERENCE : 6.685				
LAP	SECTOR 1		SECTOR 2	SECTOR 3	LAP TIME	MPH	DIFF	TIME OF DAY
1 -	39.014	82.6	47.773	58.336	84.9	2:25.123 (1)	54.07	09:39:42.407

P26 74 6		Bob WEST		Lambretta SRP 200				
IDEAL LAP TIME : 2:26.535		BEST LAP TIME : 2:26.857		DIFFERENCE : 0.322				
LAP	SECTOR 1		SECTOR 2	SECTOR 3	LAP TIME	MPH	DIFF	TIME OF DAY
1 -	42.988	70.4	50.801	1:06.259	2:40.048	49.03	13.191	09:39:58.760
2 -	40.879	71.4	48.595	1:03.859	2:33.333	51.18	6.476	09:42:32.093
3 -	39.993	68.0	48.036	1:03.279	2:31.308	51.86	4.451	09:45:03.401
4 -	39.536	68.2	47.385	1:02.350	2:29.271 (3)	52.57	2.414	09:47:32.672
5 -	39.100	69.1	47.178	1:02.526	2:28.804 (2)	52.74	1.947	09:50:01.476
6 -	39.009	67.4	45.176	1:02.672	2:26.857 (1)	53.44		09:52:28.333

P27 109 4E		Paul FITZGERALD		Lambretta GP 200				
IDEAL LAP TIME :		BEST LAP TIME : 2:33.493		DIFFERENCE :				
LAP	SECTOR 1		SECTOR 2	SECTOR 3	LAP TIME	MPH	DIFF	TIME OF DAY
1 -					2:46.826	47.04	13.333	09:41:44.430
2 -					2:38.280 (3)	49.58	4.787	09:44:22.710
3 -					2:38.489	49.51	4.996	09:47:01.199
4 -					2:33.493 (1)	51.12		09:49:34.692
5 -					2:35.318 (2)	50.52	1.825	09:52:10.010

P28 50 P		Philip HALLAM		Lambretta GP 200					
IDEAL LAP TIME : 2:43.552		BEST LAP TIME : 2:44.064		DIFFERENCE : 0.512					
LAP	SECTOR 1		SECTOR 2	SECTOR 3	LAP TIME	MPH	DIFF	TIME OF DAY	
1 -	46.476	64.1	53.301	1:07.607	69.5	2:47.384 (3)	46.88	3.320	09:40:04.366
2 -	46.082	59.5	54.978	1:06.832	67.8	2:47.892	46.74	3.828	09:42:52.258
3 -	47.057	61.1	55.092	1:05.792	68.6	2:47.941	46.73	3.877	09:45:40.199
4 -	46.294	63.6	53.836	1:05.804	68.7	2:45.934 (2)	47.29	1.870	09:48:26.133
5 -	45.653	63.9	53.003	1:05.408	66.7	2:44.064 (1)	47.83		09:51:10.197

Time Attack - Rounds 2 & 3 - Cadwell Park - 15th/16th August 2020

BSSO

PRACTICE - BEST SPEEDS

POS	INTERMEDIATE 1			INTERMEDIATE 2			FINISH LINE		
	NO	NAME	MPH	NO	NAME	MPH	NO	NAME	MPH
1	20	CONNELY	93.8				20	CONNELY	93.2
2	28	WRIGHT	93.3				28	WRIGHT	93.2
3	25	SHAW	92.1				25	SHAW	92.4
4	86	METIVIER	89.4				86	METIVIER	88.4
5	93	CONNELY	87.6				89	CHITOGLOU	88.1
6	16	GEYTON	87.2				58	HAMILTON	86.5
7	30	COOK	86.7				4	DUNCAN	86.4
8	8	TATTON	86.7				16	GEYTON	85.8
9	4	DUNCAN	86.3				1	PRICE	85.4
10	58	HAMILTON	86.1				63	BRISTOW	85.2
11	86	METIVIER	86.1				16	GEYTON	84.9
12	89	CHITOGLOU	85.0				8	TATTON	84.6
13	63	BRISTOW	84.9				86	METIVIER	83.3
14	16	GEYTON	84.5				90	WALKER	82.2
15	1	PRICE	84.2				19	SHIRLEY	80.4
16	90	WALKER	83.4				17	OFFLAND	79.0
17	27	SCUTT	82.6				23	TERRY	78.4
18	52	WOODS	82.6				68	NICKELLS	77.7
19	78	BRAITHWAITE	79.0				47	TATTON	76.4
20	23	TERRY	77.9				22	VANDYKE	76.0
21	17	OFFLAND	77.2				29	FIELDER	75.7
22	68	NICKELLS	76.7				50	HALLAM	69.5
23	47	TATTON	74.2						
24	29	FIELDER	73.8						
25	19	SHIRLEY	73.6						
26	22	VANDYKE	73.3						
27	74	WEST	71.4						
28	50	HALLAM	64.2						
29									

Weather / Track : Cloudy / Dry

Results can be found at www.tsl-timing.com

Cadwell Park
Circuit Length = 2.1800 miles
Start: 09:36 Flag 09:51 End: 09:53

Printed - 10:02 Saturday, 15 August 2020

Time Attack - Rounds 2 & 3 - Cadwell Park - 15th/16th August 2020

BSSO

PRACTICE - BEST SECTORS

SECTOR 1			SECTOR 2			SECTOR 3			IDEAL / BEST COMPARISON						
POS	NO	NAME	TIME	NO	NAME	TIME	NO	NAME	TIME	POS	NO	NAME	IDEAL	BEST	DIFF
													PERFECT LAP	1:58.695	
1	25	SHAW	32.234	20	CONNELLY	37.392	25	SHAW	49.069	1	20	CONNELLY	1:59.313	2:00.346	1.033
2	28	WRIGHT	32.290	25	SHAW	38.015	20	CONNELLY	49.624	2	25	SHAW	1:59.318	2:00.374	1.056
3	20	CONNELLY	32.297	28	WRIGHT	38.851	28	WRIGHT	50.842	3	28	WRIGHT	2:01.983	2:04.718	2.735
4	86	METIVIER	32.761	86	METIVIER	39.832	89	CHITOGLOU	51.419	4	86	METIVIER	2:04.971	2:07.126	2.155
5	30	COOK	34.286	30	COOK	40.118	86	METIVIER	52.378	5	89	CHITOGLOU	2:05.985	2:06.550	0.565
6	89	CHITOGLOU	34.314	63	BRISTOW	40.233	63	BRISTOW	53.368	6	30	COOK	2:07.951	2:09.031	1.080
7	63	BRISTOW	34.399	89	CHITOGLOU	40.252	30	COOK	53.547	7	63	BRISTOW	2:08.000	2:08.941	0.941
8	16	GEYTON	35.112	1	PRICE	41.128	16	GEYTON	54.167	8	1	PRICE	2:11.032	2:11.032	0.000
9	1	PRICE	35.283	47	TATTON	41.348	47	TATTON	54.474	9	16	GEYTON	2:11.969	2:11.969	0.000
10	58	HAMILTON	35.691	78	BRAITHWAITE	41.489	1	PRICE	54.621	10	47	TATTON	2:12.397	2:17.163	4.766
11	16	GEYTON	35.723	93	CONNELLY	41.848	58	HAMILTON	54.982	11	78	BRAITHWAITE	2:12.747	2:13.777	1.030
12	93	CONNELLY	35.776	86	METIVIER	42.173	22	VANDYKE	55.056	12	93	CONNELLY	2:13.141	2:09.832	-3.309
13	4	DUNCAN	35.981	23	TERRY	42.308	78	BRAITHWAITE	55.156	13	58	HAMILTON	2:13.570	2:13.873	0.303
14	86	METIVIER	36.052	22	VANDYKE	42.426	93	CONNELLY	55.517	14	22	VANDYKE	2:15.378	2:16.799	1.421
15	78	BRAITHWAITE	36.102	16	GEYTON	42.690	23	TERRY	56.439	15	4	DUNCAN	2:15.594	2:16.253	0.659
16	47	TATTON	36.575	4	DUNCAN	42.800	4	DUNCAN	56.813	16	23	TERRY	2:16.720	2:17.475	0.755
17	27	SCUTT	37.156	58	HAMILTON	42.897	68	NICKELLS	57.042	17	16	GEYTON	2:18.438	2:25.123	6.685
18	8	TATTON	37.331	68	NICKELLS	44.324	19	SHIRLEY	57.170	18	68	NICKELLS	2:19.741	2:20.618	0.877
19	52	WOODS	37.843	16	GEYTON	44.379	29	FIELDER	57.238	19	17	OFFLAND	2:20.440	2:20.988	0.548
20	22	VANDYKE	37.896	17	OFFLAND	44.475	17	OFFLAND	57.762	20	19	SHIRLEY	2:20.716	2:21.540	0.824
21	23	TERRY	37.973	27	SCUTT	44.604	16	GEYTON	58.336	21	27	SCUTT	2:20.901	2:21.324	0.423
22	90	WALKER	38.199	19	SHIRLEY	44.681	8	TATTON	58.380	22	8	TATTON	2:21.033	2:21.033	0.000
23	17	OFFLAND	38.203	29	FIELDER	44.769	90	WALKER	58.939	23	29	FIELDER	2:21.133	2:21.942	0.809
24	68	NICKELLS	38.375	52	WOODS	44.975	27	SCUTT	59.141	24	52	WOODS	2:22.513	2:24.831	2.318
25	19	SHIRLEY	38.865	74	WEST	45.176	52	WOODS	59.695	25	90	WALKER	2:22.738	2:22.738	0.000
26	74	WEST	39.009	8	TATTON	45.322	74	WEST	1:02.350	26	74	WEST	2:26.535	2:26.857	0.322
27	29	FIELDER	39.126	90	WALKER	45.600	50	HALLAM	1:05.408	27	50	HALLAM	2:43.552	2:44.064	0.512
28	50	HALLAM	45.532	50	HALLAM	52.612				28	109	FITZGERALD		2:33.493	
29															

Time Attack - Rounds 2 & 3 - Cadwell Park - 15th/16th August 2020

BSSO Super Scooters

QUALIFYING 1 - CLASSIFICATION

POS	NO	CL	PIC NAME	ENTRY	TIME	ON	LAPS	GAP	DIFF	MPH
1	25	6A	1 Tom SHAW	Gilera Runner 198	1:56.577	4	5			67.32
2	20	6	1 Darren CONNEELY	Lambretta 230	1:56.711	3	4	0.134	0.134	67.24
3	28	6	2 Stephen WRIGHT	Lambretta DSC RB 250	1:57.597	4	5	1.020	0.886	66.73
4	93	6	3 Steven CONNEELY	Lambretta GP 230	2:02.697	3	5	6.120	5.100	63.96
5	89	6	4 Ioannis CHITOGLOU	Vespa Hornet PK 145	2:02.732	3	5	6.155	0.035	63.94
6	86	6	5 Jason METIVIER	Lambretta GP 245	2:02.907	2	5	6.330	0.175	63.85
7	4	6	6 Justin PRICE	Lambretta GP 230	2:03.782	3	4	7.205	0.875	63.40
8	30	6	7 Chris COOK	Lambretta GP 250	2:04.468	2	2	7.891	0.686	63.05
9	109	6	8 Paul FITZGERALD	Lambretta GP 200	2:06.042	3	5	9.465	1.574	62.26
10	58	6A	2 Stephen HAMILTON	Gilera Runner 172	2:08.824	1	2	12.247	2.782	60.92
11	16	6	9 Chris GEYTON	Lambretta 210	2:09.252	1	3	12.675	0.428	60.71
12	22	6A	3 Alexander VANDYKE	Gilera Runner 196	2:12.311	3	3	15.734	3.059	59.31
13	8	6	10 Graham TATTON	Lambretta GP 230	2:12.668	1	2	16.091	0.357	59.15
14	11	6	11 Drew DUNCAN	Lambretta Jet 200	2:18.416	2	2	21.839	5.748	56.69
15	17	6	12 Justin OFFLAND	Lambretta GP 200	2:20.099	3	4	23.522	1.683	56.01
16	52	6	13 John WOODS	Lambretta GP 200	2:21.094	3	4	24.517	0.995	55.62
17	74	6	14 Bob WEST	Lambretta SRP 200	2:21.591	3	4	25.014	0.497	55.42
18	68	6	15 Shaun NICKELLS	Lambretta GP 200	2:25.360	2	2	28.783	3.769	53.99
19	50	6	16 Philip HALLAM	Lambretta GP 200	2:42.902	4	4	46.325	17.542	48.17

Scooter 52 - transponder still not working - please sort it.

Weather / Track : Cloudy / Dry

These results are provisional until the conclusion of any judicial and technical matters.

Cadwell Park

Circuit Length = 2.1800 miles

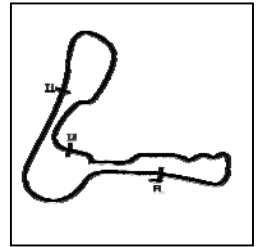
Start: 11:30 Flag 11:40 End: 11:43

Clerk Of Course :	Steward :	Timekeeper :
-------------------	-----------	--------------

Time Attack - Rounds 2 & 3 - Cadwell Park - 15th/16th August 2020

BSSO Super Scooters

QUALIFYING 1 - SECTOR ANALYSIS



SECTOR 1 = FL to I1, SECTOR 2 = I1 to I2, SECTOR 3 = I2 to FL, DIFF = Difference To Personal Best Lap, P = Crossed Finish Line in Pit Lane, D = Time Disallowed

P1 25 6A Tom SHAW		Gilera Runner 198					
IDEAL LAP TIME : 1:56.577		BEST LAP TIME : 1:56.577		DIFFERENCE : 0.000			
LAP	SECTOR 1	SECTOR 2	SECTOR 3	LAP TIME	MPH	DIFF	TIME OF DAY
1 -	32.727 93.8	38.056	48.818 94.9	1:59.601 (3)	65.61	3.024	11:33:36.724
2 -	32.039 93.0	37.570	50.175	1:59.784	65.51	3.207	11:35:36.508
3 -	32.586 90.6	37.286	47.998	1:57.870 (2)	66.58	1.293	11:37:34.378
4 -	31.916 90.3	37.106	47.555	1:56.577 (1)	67.32		11:39:30.955
5 -	32.421 91.4	39.303	48.543	2:00.267	65.25	3.690	11:41:31.222

P2 20 6 Darren CONNEELY		Lambretta 230					
IDEAL LAP TIME : 1:56.073		BEST LAP TIME : 1:56.711		DIFFERENCE : 0.638			
LAP	SECTOR 1	SECTOR 2	SECTOR 3	LAP TIME	MPH	DIFF	TIME OF DAY
1 -	32.396 93.7	38.157	49.137 92.6	1:59.690	65.56	2.979	11:33:36.687
2 -	32.171 91.6	37.188	48.501 90.3	1:57.860 (3)	66.58	1.149	11:35:34.547
3 -	31.779 89.2	36.813	48.119 88.8	1:56.711 (1)	67.24		11:37:31.258
4 -	32.653 86.3	36.343	47.951 88.7	1:56.947 (2)	67.10	0.236	11:39:28.205

P3 28 6 Stephen WRIGHT		Lambretta DSC RB 250					
IDEAL LAP TIME : 1:57.597		BEST LAP TIME : 1:57.597		DIFFERENCE : 0.000			
LAP	SECTOR 1	SECTOR 2	SECTOR 3	LAP TIME	MPH	DIFF	TIME OF DAY
1 -	32.602 93.7	38.620	50.011 93.4	2:01.233	64.73	3.636	11:33:36.071
2 -	31.994 94.5	37.861	50.399	2:00.254	65.26	2.657	11:35:36.325
3 -	32.389 92.9	37.677	49.263	1:59.329 (3)	65.76	1.732	11:37:35.654
4 -	31.648 90.9	37.450	48.499	1:57.597 (1)	66.73		11:39:33.251
5 -	31.967 93.3	37.799	49.056	1:58.822 (2)	66.04	1.225	11:41:32.073

P4 93 6 Steven CONNEELY		Lambretta GP 230					
IDEAL LAP TIME : 2:02.341		BEST LAP TIME : 2:02.697		DIFFERENCE : 0.356			
LAP	SECTOR 1	SECTOR 2	SECTOR 3	LAP TIME	MPH	DIFF	TIME OF DAY
1 -	37.453 87.2	41.227	52.030	2:10.710	60.04	8.013	11:34:12.083
2 -	35.690 87.7	39.416	51.141	2:06.247	62.16	3.550	11:36:18.330
3 -	33.582 86.8	38.492	50.623	2:02.697 (1)	63.96		11:38:21.027
4 -	33.774 87.0	38.694	50.792	2:03.260 (2)	63.67	0.563	11:40:24.287
5 -	33.226 88.0	39.229	51.534	2:03.989 (3)	63.29	1.292	11:42:28.276

P5 89 6 Ioannis CHITOGLOU		Vespa Hornet PK 145					
IDEAL LAP TIME : 2:02.367		BEST LAP TIME : 2:02.732		DIFFERENCE : 0.365			
LAP	SECTOR 1	SECTOR 2	SECTOR 3	LAP TIME	MPH	DIFF	TIME OF DAY
1 -	38.090 85.2	41.060	53.624 86.7	2:12.774	59.10	10.042	11:34:00.810
2 -	33.683 85.0	38.907	50.586 86.2	2:03.176 (2)	63.71	0.444	11:36:03.986
3 -	33.337 85.9	39.272	50.123 87.3	2:02.732 (1)	63.94		11:38:06.718
4 -	33.687 84.4	39.368	50.349 85.7	2:03.404 (3)	63.59	0.672	11:40:10.122
5 -	33.708 86.1	38.957	52.472 82.1	2:05.137	62.71	2.405	11:42:15.259

P6 86 6 Jason METIVIER		Lambretta GP 245					
IDEAL LAP TIME : 2:02.201		BEST LAP TIME : 2:02.907		DIFFERENCE : 0.706			
LAP	SECTOR 1	SECTOR 2	SECTOR 3	LAP TIME	MPH	DIFF	TIME OF DAY
1 -	33.146 90.9	38.667	51.730 89.0	2:03.543 (2)	63.52	0.636	11:33:40.970
2 -	32.379 90.0	39.373	51.155 88.7	2:02.907 (1)	63.85		11:35:43.877
3 -	32.854 89.3	39.778	52.503 87.7	2:05.135	62.71	2.228	11:37:49.012
4 -	33.995 90.1	40.094	52.244 87.8	2:06.333	62.12	3.426	11:39:55.345
5 -	33.275 90.1	39.762	51.207 88.1	2:04.244 (3)	63.16	1.337	11:41:59.589

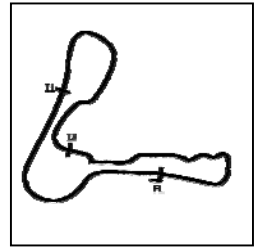
Weather / Track : Cloudy / Dry

Cadwell Park
Circuit Length = 2.1800 miles
Start: 11:30 Flag 11:40 End: 11:43

Time Attack - Rounds 2 & 3 - Cadwell Park - 15th/16th August 2020

BSSO Super Scooters

QUALIFYING 1 - SECTOR ANALYSIS



SECTOR 1 = FL to I1, SECTOR 2 = I1 to I2, SECTOR 3 = I2 to FL, DIFF = Difference To Personal Best Lap, P = Crossed Finish Line in Pit Lane, D = Time Disallowed

P7		4 6		Justin PRICE		Lambretta GP 230				
IDEAL LAP TIME : 2:03.700		BEST LAP TIME : 2:03.782		DIFFERENCE : 0.082						
LAP	SECTOR 1		SECTOR 2		SECTOR 3		LAP TIME	MPH	DIFF	TIME OF DAY
1 -	43.147	65.4	42.826		56.079	88.4	2:22.052	55.24	18.270	11:34:32.681
2 -	33.372	87.3	39.142		52.462	85.7	2:04.976 (2)	62.79	1.194	11:36:37.657
3 -	33.454	89.9	38.114		52.214	82.1	2:03.782 (1)	63.40		11:38:41.439
4 -	34.618	81.7	39.823		52.240	82.8	2:06.681 (3)	61.95	2.899	11:40:48.120

P8		30 6		Chris COOK		Lambretta GP 250				
IDEAL LAP TIME : 2:04.433		BEST LAP TIME : 2:04.468		DIFFERENCE : 0.035						
LAP	SECTOR 1		SECTOR 2		SECTOR 3		LAP TIME	MPH	DIFF	TIME OF DAY
1 -	34.661	87.1	39.820		52.266		2:06.747 (2)	61.91	2.279	11:33:40.051
2 -	33.365	88.4	38.802		52.301		2:04.468 (1)	63.05		11:35:44.519

P9		109 6		Paul FITZGERALD		Lambretta GP 200				
IDEAL LAP TIME : 2:06.001		BEST LAP TIME : 2:06.042		DIFFERENCE : 0.041						
LAP	SECTOR 1		SECTOR 2		SECTOR 3		LAP TIME	MPH	DIFF	TIME OF DAY
1 -	36.686	84.8	42.228		53.378	87.6	2:12.292	59.32	6.250	11:34:01.854
2 -	34.688	84.9	40.375		52.056	87.3	2:07.119	61.73	1.077	11:36:08.973
3 -	34.143	83.9	40.278		51.621	86.9	2:06.042 (1)	62.26		11:38:15.015
4 -	34.247	83.5	40.684		51.964	86.8	2:06.895 (3)	61.84	0.853	11:40:21.910
5 -	34.118	83.7	40.480		51.605	86.8	2:06.203 (2)	62.18	0.161	11:42:28.113

P10		58 6A		Stephen HAMILTON		Gilera Runner 172				
IDEAL LAP TIME : 2:08.284		BEST LAP TIME : 2:08.824		DIFFERENCE : 0.540						
LAP	SECTOR 1		SECTOR 2		SECTOR 3		LAP TIME	MPH	DIFF	TIME OF DAY
1 -	35.424	86.1	40.772		52.628	86.3	2:08.824 (1)	60.92		11:33:48.775
2 -	36.338	81.9	41.092		52.088	86.4	2:09.518 (2)	60.59	0.694	11:35:58.293

P11		16 6		Chris GEYTON		Lambretta 210				
IDEAL LAP TIME : 2:08.666		BEST LAP TIME : 2:09.252		DIFFERENCE : 0.586						
LAP	SECTOR 1		SECTOR 2		SECTOR 3		LAP TIME	MPH	DIFF	TIME OF DAY
1 -	34.623	89.2	40.921		53.708	88.3	2:09.252 (1)	60.71		11:33:46.387
2 -	34.503	89.1	40.911		55.401	87.6	2:10.815 (3)	59.99	1.563	11:35:57.202
3 -	34.047	89.3	41.573		53.876	85.7	2:09.496 (2)	60.60	0.244	11:38:06.698

P12		22 6A		Alexander VANDYKE		Gilera Runner 196				
IDEAL LAP TIME : 2:12.311		BEST LAP TIME : 2:12.311		DIFFERENCE : 0.000						
LAP	SECTOR 1		SECTOR 2		SECTOR 3		LAP TIME	MPH	DIFF	TIME OF DAY
1 -	38.889	82.1	43.749		55.958		2:18.596 (2)	56.62	6.285	11:34:11.262
2 -	37.227	83.4	1:00.719		55.006		2:32.952 (3)	51.31	20.641	11:36:44.214
3 -	35.587	80.2	42.507		54.217		2:12.311 (1)	59.31		11:38:56.525

P13		8 6		Graham TATTON		Lambretta GP 230				
IDEAL LAP TIME : 2:11.668		BEST LAP TIME : 2:12.668		DIFFERENCE : 1.000						
LAP	SECTOR 1		SECTOR 2		SECTOR 3		LAP TIME	MPH	DIFF	TIME OF DAY
1 -	37.295	74.5	41.607		53.766	75.2	2:12.668 (1)	59.15		11:39:01.492
2 -	36.503	74.3	41.399		57.089	74.3	2:14.991 (2)	58.13	2.323	11:41:16.483

P14		11 6		Drew DUNCAN		Lambretta Jet 200				
IDEAL LAP TIME : 2:16.517		BEST LAP TIME : 2:18.416		DIFFERENCE : 1.899						
LAP	SECTOR 1		SECTOR 2		SECTOR 3		LAP TIME	MPH	DIFF	TIME OF DAY
1 -	37.435	83.7	44.153		57.125	84.3	2:18.713 (2)	56.57	0.297	11:34:10.775
2 -	35.280	87.1	44.112		59.024		2:18.416 (1)	56.69		11:36:29.191

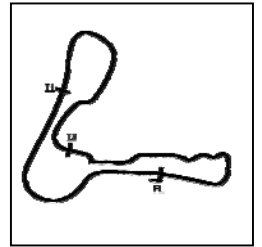
Weather / Track : Cloudy / Dry

Cadwell Park
Circuit Length = 2.1800 miles
Start: 11:30 Flag 11:40 End: 11:43

Time Attack - Rounds 2 & 3 - Cadwell Park - 15th/16th August 2020

BSSO Super Scooters

QUALIFYING 1 - SECTOR ANALYSIS



SECTOR 1 = FL to I1, SECTOR 2 = I1 to I2, SECTOR 3 = I2 to FL, DIFF = Difference To Personal Best Lap, P = Crossed Finish Line in Pit Lane, D = Time Disallowed

P15 17 6		Justin OFFLAND			Lambretta GP 200					
IDEAL LAP TIME : 2:19.732		BEST LAP TIME : 2:20.099			DIFFERENCE : 0.367					
LAP	SECTOR 1		SECTOR 2		SECTOR 3		LAP TIME	MPH	DIFF	TIME OF DAY
1 -	39.195	78.3	44.938	58.287	79.6	2:22.420	55.10	2.321	11:34:13.796	
2 -	37.629	78.8	44.310	58.481	79.4	2:20.420 (2)	55.88	0.321	11:36:34.216	
3 -	37.524	78.7	44.677	57.898	78.9	2:20.099 (1)	56.01		11:38:54.315	
4 -	37.876	77.9	46.097	58.339	78.5	2:22.312 (3)	55.14	2.213	11:41:16.627	

P16 52 6		John WOODS			Lambretta GP 200					
IDEAL LAP TIME :		BEST LAP TIME : 2:21.094			DIFFERENCE :					
LAP	SECTOR 1		SECTOR 2		SECTOR 3		LAP TIME	MPH	DIFF	TIME OF DAY
1 -						2:22.619 (3)	55.02	1.525	11:34:10.809	
2 -						2:21.996 (2)	55.26	0.902	11:36:32.805	
3 -						2:21.094 (1)	55.62		11:38:53.899	
4 -						2:23.609	54.64	2.515	11:41:17.508	

P17 74 6		Bob WEST			Lambretta SRP 200					
IDEAL LAP TIME : 2:21.131		BEST LAP TIME : 2:21.591			DIFFERENCE : 0.460					
LAP	SECTOR 1		SECTOR 2		SECTOR 3		LAP TIME	MPH	DIFF	TIME OF DAY
1 -	38.192	71.6	44.187	1:00.829		2:23.208 (3)	54.80	1.617	11:34:07.790	
2 -	38.058	71.0	46.265	1:01.348		2:25.671	53.87	4.080	11:36:33.461	
3 -	37.595	71.9	44.351	59.645		2:21.591 (1)	55.42		11:38:55.052	
4 -	37.598	72.7	46.202	59.349		2:23.149 (2)	54.82	1.558	11:41:18.201	

P18 68 6		Shaun NICKELLS			Lambretta GP 200					
IDEAL LAP TIME : 2:23.888		BEST LAP TIME : 2:25.360			DIFFERENCE : 1.472					
LAP	SECTOR 1		SECTOR 2		SECTOR 3		LAP TIME	MPH	DIFF	TIME OF DAY
1 -	42.593	74.7	46.968	58.972	77.9	2:28.533 (2)	52.83	3.173	11:34:19.379	
2 -	39.373	73.6	47.253	58.734	76.0	2:25.360 (1)	53.99		11:36:44.739	

P19 50 6		Philip HALLAM			Lambretta GP 200					
IDEAL LAP TIME : 2:42.334		BEST LAP TIME : 2:42.902			DIFFERENCE : 0.568					
LAP	SECTOR 1		SECTOR 2		SECTOR 3		LAP TIME	MPH	DIFF	TIME OF DAY
1 -	47.197	63.0	53.903	1:05.035	68.1	2:46.135 (3)	47.23	3.233	11:34:34.930	
2 -	46.114	65.3	53.179	1:07.072	66.3	2:46.365	47.17	3.463	11:37:21.295	
3 -	46.308	63.6	52.767	1:05.325	67.5	2:44.400 (2)	47.73	1.498	11:40:05.695	
4 -	45.625	61.5	53.335	1:03.942	68.2	2:42.902 (1)	48.17		11:42:48.597	

Time Attack - Rounds 2 & 3 - Cadwell Park - 15th/16th August 2020

BSSO Super Scooters

QUALIFYING 1 - BEST SPEEDS

POS	INTERMEDIATE 1			INTERMEDIATE 2			FINISH LINE		
	NO	NAME	MPH	NO	NAME	MPH	NO	NAME	MPH
1	28	WRIGHT	94.5				25	SHAW	94.9
2	25	SHAW	93.8				28	WRIGHT	93.4
3	20	CONNELY	93.7				20	CONNELY	92.6
4	86	METIVIER	90.9				86	METIVIER	89.5
5	4	PRICE	89.9				4	PRICE	88.4
6	16	GEYTON	89.3				16	GEYTON	88.3
7	30	COOK	88.4				109	FITZGERALD	87.6
8	93	CONNELY	88.0				89	CHITOGLOU	87.3
9	11	DUNCAN	87.1				58	HAMILTON	86.4
10	89	CHITOGLOU	86.1				11	DUNCAN	85.0
11	58	HAMILTON	86.1				17	OFFLAND	79.6
12	109	FITZGERALD	84.9				68	NICKELLS	77.9
13	22	VANDYKE	83.4				8	TATTON	75.2
14	17	OFFLAND	78.8				50	HALLAM	68.2
15	68	NICKELLS	74.8						
16	8	TATTON	74.5						
17	74	WEST	72.7						
18	50	HALLAM	65.3						
19									

Weather / Track : Cloudy / Dry

Results can be found at www.tsl-timing.com

Cadwell Park
Circuit Length = 2.1800 miles
Start: 11:30 Flag 11:40 End: 11:43

Printed - 11:44 Saturday, 15 August 2020

Time Attack - Rounds 2 & 3 - Cadwell Park - 15th/16th August 2020

BSSO Super Scooters

QUALIFYING 1 - BEST SPEEDS

POS	INTERMEDIATE 1			INTERMEDIATE 2			FINISH LINE		
	NO	NAME	MPH	NO	NAME	MPH	NO	NAME	MPH
1	28	WRIGHT	94.5				25	SHAW	94.9
2	25	SHAW	93.8				28	WRIGHT	93.4
3	20	CONNELY	93.7				20	CONNELY	92.6
4	86	METIVIER	90.9				86	METIVIER	89.5
5	4	PRICE	89.9				4	PRICE	88.4
6	16	GEYTON	89.3				16	GEYTON	88.3
7	30	COOK	88.4				109	FITZGERALD	87.6
8	93	CONNELY	88.0				89	CHITOGLOU	87.3
9	11	DUNCAN	87.1				58	HAMILTON	86.4
10	89	CHITOGLOU	86.1				11	DUNCAN	85.0
11	58	HAMILTON	86.1				17	OFFLAND	79.6
12	109	FITZGERALD	84.9				68	NICKELLS	77.9
13	22	VANDYKE	83.4				8	TATTON	75.2
14	17	OFFLAND	78.8				50	HALLAM	68.2
15	68	NICKELLS	74.8						
16	8	TATTON	74.5						
17	74	WEST	72.7						
18	50	HALLAM	65.3						
19									

Weather / Track : Cloudy / Dry

Results can be found at www.tsl-timing.com

Cadwell Park
Circuit Length = 2.1800 miles
Start: 11:30 Flag 11:40 End: 11:43

Printed - 11:44 Saturday, 15 August 2020

Time Attack - Rounds 2 & 3 - Cadwell Park - 15th/16th August 2020

BSSO Super Scooters

QUALIFYING 1 - BEST SECTORS

SECTOR 1			SECTOR 2			SECTOR 3			IDEAL / BEST COMPARISON						
POS	NO	NAME	TIME	NO	NAME	TIME	NO	NAME	TIME	POS	NO	NAME	IDEAL	BEST	DIFF
													PERFECT LAP	1:55.546	
1	28	WRIGHT	31.648	20	CONNELY	36.343	25	SHAW	47.555	1	20	CONNELY	1:56.073	1:56.711	0.638
2	20	CONNELY	31.779	25	SHAW	37.106	20	CONNELY	47.951	2	25	SHAW	1:56.577	1:56.577	0.000
3	25	SHAW	31.916	28	WRIGHT	37.450	28	WRIGHT	48.499	3	28	WRIGHT	1:57.597	1:57.597	0.000
4	86	METIVIER	32.379	4	PRICE	38.114	89	CHITOGLOU	50.123	4	86	METIVIER	2:02.201	2:02.907	0.706
5	93	CONNELY	33.226	93	CONNELY	38.492	93	CONNELY	50.623	5	93	CONNELY	2:02.341	2:02.697	0.356
6	89	CHITOGLOU	33.337	86	METIVIER	38.667	86	METIVIER	51.155	6	89	CHITOGLOU	2:02.367	2:02.732	0.365
7	30	COOK	33.365	30	COOK	38.802	109	FITZGERALD	51.605	7	4	PRICE	2:03.700	2:03.782	0.082
8	4	PRICE	33.372	89	CHITOGLOU	38.907	58	HAMILTON	52.088	8	30	COOK	2:04.433	2:04.468	0.035
9	16	GEYTON	34.047	109	FITZGERALD	40.278	4	PRICE	52.214	9	109	FITZGERALD	2:06.001	2:06.042	0.041
10	109	FITZGERALD	34.118	58	HAMILTON	40.772	30	COOK	52.266	10	58	HAMILTON	2:08.284	2:08.824	0.540
11	11	DUNCAN	35.280	16	GEYTON	40.911	16	GEYTON	53.708	11	16	GEYTON	2:08.666	2:09.252	0.586
12	58	HAMILTON	35.424	8	TATTON	41.399	8	TATTON	53.766	12	8	TATTON	2:11.668	2:12.668	1.000
13	22	VANDYKE	35.587	22	VANDYKE	42.507	22	VANDYKE	54.217	13	22	VANDYKE	2:12.311	2:12.311	0.000
14	8	TATTON	36.503	11	DUNCAN	44.112	11	DUNCAN	57.125	14	11	DUNCAN	2:16.517	2:18.416	1.899
15	17	OFFLAND	37.524	74	WEST	44.187	17	OFFLAND	57.898	15	17	OFFLAND	2:19.732	2:20.099	0.367
16	74	WEST	37.595	17	OFFLAND	44.310	68	NICKELLS	58.734	16	74	WEST	2:21.131	2:21.591	0.460
17	68	NICKELLS	39.373	68	NICKELLS	45.781	74	WEST	59.349	17	68	NICKELLS	2:23.888	2:25.360	1.472
18	50	HALLAM	45.625	50	HALLAM	52.767	50	HALLAM	1:03.942	18	50	HALLAM	2:42.334	2:42.902	0.568
19										19	52	WOODS		2:21.094	

Weather / Track : Cloudy / Dry

Results can be found at www.tsl-timing.com


Cadwell Park
 Circuit Length = 2.1800 miles
 Start: 11:30 Flag 11:40 End: 11:43

Printed - 11:44 Saturday, 15 August 2020

Time Attack - Rounds 2 & 3 - Cadwell Park - 15th/16th August 2020

BSSO Super Scooters

RACE 1 - GRID (20 minutes)

ROW 7	19	2:42.902	50	Philip HALLAM								
ROW 6	16	2:21.094	52	John WOODS	17	2:21.591	74	Bob WEST	18	2:25.360	68	Shaun NICKELLS
ROW 5	13	2:12.668	8	Graham TATTON	14	2:18.416	11	Drew DUNCAN	15	2:20.099	17	Justin OFFLAND
ROW 4	10	2:08.824	58	Stephen HAMILTON	11	2:09.252	16	Chris GEYTON	12	2:12.311	22	Alexander VANDYKE
ROW 3	7	2:03.782	4	Justin PRICE	8	2:04.468	30	Chris COOK	9	2:06.042	109	Paul FITZGERALD
ROW 2	4	2:02.697	93	Steven CONNEELY	5	2:02.732	89	Ioannis CHITOGLOU	6	2:02.907	86	Jason METIVIER
ROW 1	1	1:56.577	25	Tom SHAW	2	1:56.711	20	Darren CONNEELY	3	1:57.597	28	Stephen WRIGHT
Pole												
												

Cadwell Park
Circuit Length = 2.1800 miles

These results are provisional until the conclusion of any judicial and technical matters.

Clerk Of Course :	Steward :	Timekeeper :

Time Attack - Rounds 2 & 3 - Cadwell Park - 15th/16th August 2020

BSSO Super Scooters

RACE 1 - CLASSIFICATION

POS	NO	CL	PIC NAME	ENTRY	LAPS	TIME	GAP	DIFF	MPH	BEST	ON
1	25	6A	1 Tom SHAW	Gilera Runner 198	6	11:58.645			65.52	1:57.379	4
2	28*	6	1 Stephen WRIGHT	Lambretta DSC RB 250	6	12:09.297	10.652	10.652	64.56	1:58.890	2
3	89	6	2 Ioannis CHITOGLOU	Vespa Hornet PK 145	6	12:20.656	22.011	11.359	63.57	2:01.046	3
4	93	6	3 Steven CONNEELY	Lambretta GP 230	6	12:24.831	26.186	4.175	63.22	2:00.770	4
5	30*	6	4 Chris COOK	Lambretta GP 250	6	12:27.769	29.124	2.938	62.97	2:02.846	4
6	63	6	5 David BRISTOW	Lambretta Hornet GP 210	6	12:32.813	34.168	5.044	62.54	2:02.299	3
7	4	6	6 Justin PRICE	Lambretta GP 230	6	13:04.401	1:05.756	31.588	60.03	2:05.412	2
8	11	6	7 Drew DUNCAN	Lambretta Jet 200	6	13:13.010	1:14.365	8.609	59.37	2:08.452	5
9	52	6	8 John WOODS	Lambretta GP 200	6	13:32.477	1:33.832	19.467	57.95	2:13.154	4
10	27	6	9 Ian SCUTT	Hornet SS90 145	6	13:32.615	1:33.970	0.138	57.94	2:12.655	6
11	109*	6	10 Paul FITZGERALD	Lambretta GP 200	5	12:37.064	1 Lap	1 Lap	51.83	2:28.461	4
12	50	6	11 Philip HALLAM	Lambretta GP 200	5	12:56.949	1 Lap	19.885	50.50	2:32.104	2

NOT CLASSIFIED

DNF	86	6	Jason METIVIER	Lambretta GP 245	4	8:17.485	2 Laps	1 Lap	63.10	2:00.664	3
DNF	16	6	Chris GEYTON	Lambretta 210	4	8:54.198	2 Laps	36.713	58.76	2:08.889	2
DNF	8	6	Graham TATTON	Lambretta GP 230	2	4:31.332	4 Laps	2 Laps	57.84	2:13.646	2
DNF	68	6	Shaun NICKELLS	Lambretta GP 200	2	4:47.801	4 Laps	16.469	54.53	2:21.403	2
DNF	74	6	Bob WEST	Lambretta SRP 200	1	2:24.326	5 Laps	1 Lap	54.37		

FASTEST LAP

	25	6A	Tom SHAW	Gilera Runner 198	4	1:57.379		66.86 mph		107.60 kph	
	28	6	Stephen WRIGHT	Lambretta DSC RB 250	2	1:58.890		66.01 mph		106.23 kph	

Scooters 28, 30 & 109 have no working transponder. Please see Race Admin before your next race

Weather / Track : Cloudy / Dry

These results are provisional until the conclusion of any judicial and technical matters.

Cadwell Park

Circuit Length = 2.1800 miles

Start: 14:17 Flag 14:29 End: 14:31

Clerk Of Course :	Steward :	Timekeeper :
-------------------	-----------	--------------

Time Attack - Rounds 2 & 3 - Cadwell Park - 15th/16th August 2020

BSSO Super Scooters

RACE 1 - CLASSIFICATION by CLASS

CLASS : BSSO Super - 6

POS	NO	NAME	ENTRY	TOTAL		RACE 1		RACE 2	
				LAPS	TIME	LAPS	TIME	LAPS	TIME
1	28 *	Stephen WRIGHT	Lambretta DSC RB 250	6	12:09.297	6	12:09.297		
2	89	Ioannis CHITOGLOU	Vespa Hornet PK 145	6	12:20.656	6	12:20.656		
3	93	Steven CONNEELY	Lambretta GP 230	6	12:24.831	6	12:24.831		
4	30 *	Chris COOK	Lambretta GP 250	6	12:27.769	6	12:27.769		
5	63	David BRISTOW	Lambretta Hornet GP 210	6	12:32.813	6	12:32.813		
6	4	Justin PRICE	Lambretta GP 230	6	13:04.401	6	13:04.401		
7	11	Drew DUNCAN	Lambretta Jet 200	6	13:13.010	6	13:13.010		
8	52	John WOODS	Lambretta GP 200	6	13:32.477	6	13:32.477		
9	27	Ian SCUTT	Hornet SS90 145	6	13:32.615	6	13:32.615		
10	109 *	Paul FITZGERALD	Lambretta GP 200	5	12:37.064	5	12:37.064		
11	50	Philip HALLAM	Lambretta GP 200	5	12:56.949	5	12:56.949		
12	86	Jason METIVIER	Lambretta GP 245	4	8:17.485	4	8:17.485		
13	16	Chris GEYTON	Lambretta 210	4	8:54.198	4	8:54.198		
14	8	Graham TATTON	Lambretta GP 230	2	4:31.332	2	4:31.332		
15	68	Shaun NICKELLS	Lambretta GP 200	2	4:47.801	2	4:47.801		
16	74	Bob WEST	Lambretta SRP 200	1	2:24.326	1	2:24.326		

CLASS : BSSO Super - 6A

POS	NO	NAME	ENTRY	TOTAL		RACE 1		RACE 2	
				LAPS	TIME	LAPS	TIME	LAPS	TIME
1	25	Tom SHAW	Gilera Runner 198	6	11:58.645	6	11:58.645		

Scooters 28, 30 & 109 have no working transponder. Please see Race Admin before your next race

Weather / Track : Cloudy / Dry

These results are provisional until the conclusion of any judicial and technical matters.

Cadwell Park

Circuit Length = 2.1800 miles

Start: 14:17 Flag 14:29 End: 14:31

Clerk Of Course :

Timekeeper :

Time Attack - Rounds 2 & 3 - Cadwell Park - 15th/16th August 2020

BSSO Super Scooters

RACE 1 - LAP CHART

LAP 1 @ 14:19:48.142			LAP 2 @ 14:21:47.715			LAP 3 @ 14:23:45.976			LAP 4 @ 14:25:43.355			LAP 5 @ 14:27:41.180		
NO	BEHIND	LAP TIME	NO	BEHIND	LAP TIME	NO	BEHIND	LAP TIME	NO	BEHIND	LAP TIME	NO	BEHIND	LAP TIME
25		2:06.173	25		1:59.573	25		1:58.261	25		1:57.379	25		1:57.825
28	0.988	2:07.161	28	0.305	1:58.890	28	0.994	1:58.950	28	2.564	1:58.949	28	4.552	1:59.813
30	2.119	2:08.292	30	5.698	2:03.152	89	11.189	2:01.046	89	15.234	2:01.424	109	1 Lap	2:28.461
93	5.204	2:11.377	89	8.404	2:01.597	86	11.334	2:00.664	86	16.099	2:02.144	89	19.328	2:01.919
86	5.902	2:12.075	86	8.931	2:02.602	30	11.399	2:03.962	93	16.658	2:00.770	50	1 Lap	2:33.167
63	6.116	2:12.289	63	9.018	2:02.475	63	13.056	2:02.299	30	16.866	2:02.846	93	22.346	2:03.513
89	6.380	2:12.553	93	9.501	2:03.870	93	13.267	2:02.027	63	18.823	2:03.146	30	23.247	2:04.206
16	9.894	2:16.067	4	15.958	2:05.412	4	26.778	2:09.081	4	38.145	2:08.746	63	26.292	2:05.294
4	10.119	2:16.292	16	19.210	2:08.889	16	36.289	2:15.340	16	52.812	2:13.902	4	53.601	2:13.281
8	11.513	2:17.686	8	25.586	2:13.646	11	40.960	2:10.946	11	53.149	2:09.568	11	1:03.776	2:08.452
52	14.932	2:21.105	11	28.275	2:11.166	27	47.240	2:13.463	52	1:03.496	2:13.154	52	1:20.105	2:14.434
11	16.682	2:22.855	52	29.994	2:14.635	52	47.721	2:15.988	27	1:03.572	2:13.711	27	1:20.749	2:15.002
74	18.153	2:24.326	27	32.038	2:12.851	109	1:34.371	2:29.457						
27	18.760	2:24.933	68	42.055	2:21.403	50	1:44.237	2:32.446						
68	20.225	2:26.398	109	1:03.175	2:30.260									
109	32.488	2:38.661	50	1:10.052	2:32.104									
50	37.521	2:43.694												

Weather / Track : Cloudy / Dry

Results can be found at www.tsl-timing.com

Page 1 of 2

Cadwell Park

Circuit Length = 2.1800 miles

Start: 14:17 Flag 14:29 End: 14:31

Printed - 14:40 Saturday, 15 August 2020

Time Attack - Rounds 2 & 3 - Cadwell Park - 15th/16th August 2020

BSSO Super Scooters

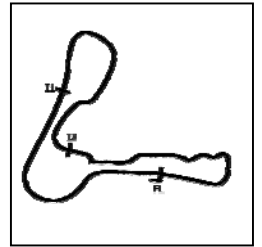
RACE 1 - LAP CHART

LAP 6 @ 14:29:40.614		
NO	BEHIND	LAP TIME
25		1:59.434
28	10.652	2:05.534
89	22.011	2:02.117
93	26.186	2:03.274
30	29.124	2:05.311
63	34.168	2:07.310
109	1 Lap	2:30.225
50	1 Lap	2:35.538
4	1:05.756	2:11.589
11	1:14.365	2:10.023
52	1:33.832	2:13.161
27	1:33.970	2:12.655

Time Attack - Rounds 2 & 3 - Cadwell Park - 15th/16th August 2020

BSSO Super Scooters

RACE 1 - SECTOR ANALYSIS



SECTOR 1 = FL to I1, SECTOR 2 = I1 to I2, SECTOR 3 = I2 to FL, DIFF = Difference To Personal Best Lap, P = Crossed Finish Line in Pit Lane, D = Time Disallowed

P1 25 6A Tom SHAW		Gilera Runner 198								
IDEAL LAP TIME : 1:56.867		BEST LAP TIME : 1:57.379		DIFFERENCE : 0.512						
LAP	SECTOR 1	SECTOR 2	SECTOR 3	LAP TIME	MPH	DIFF	TIME OF DAY			
1 -		89.4	38.208	50.444	90.9	2:06.173	62.20	8.794	14:19:48.142	
2 -	32.641	91.1	37.634	49.298	92.4	1:59.573	65.63	2.194	14:21:47.715	
3 -	32.083	91.6	37.430	48.748	92.3	1:58.261 (3)	66.36	0.882	14:23:45.976	
4 -	32.245	89.9	36.841	48.293		1:57.379 (1)	66.86		14:25:43.355	
5 -	31.733	91.0	37.428	48.664	92.6	1:57.825 (2)	66.60	0.446	14:27:41.180	
6 -	32.378	89.3	37.396	49.660	91.6	1:59.434	65.71	2.055	14:29:40.614	

P2 28 6 Stephen WRIGHT		Lambretta DSC RB 250							
IDEAL LAP TIME :		BEST LAP TIME : 1:58.890		DIFFERENCE :					
LAP	SECTOR 1	SECTOR 2	SECTOR 3	LAP TIME	MPH	DIFF	TIME OF DAY		
1 -				2:07.161	61.71	8.271	14:19:49.130		
2 -				1:58.890 (1)	66.01		14:21:48.020		
3 -				1:58.950 (3)	65.97	0.060	14:23:46.970		
4 -				1:58.949 (2)	65.97	0.059	14:25:45.919		
5 -				1:59.813	65.50	0.923	14:27:45.732		
6 -				2:05.534	62.51	6.644	14:29:51.266		

P3 89 6 Ioannis CHITOGLOU		Vespa Hornet PK 145								
IDEAL LAP TIME : 2:00.146		BEST LAP TIME : 2:01.046		DIFFERENCE : 0.900						
LAP	SECTOR 1	SECTOR 2	SECTOR 3	LAP TIME	MPH	DIFF	TIME OF DAY			
1 -		87.4	39.000	50.858	89.1	2:12.553	59.20	11.507	14:19:54.522	
2 -	32.805	87.7	38.301	50.491	86.8	2:01.597 (3)	64.54	0.551	14:21:56.119	
3 -	32.815	86.8	37.516	50.715	86.2	2:01.046 (1)	64.83		14:23:57.165	
4 -	32.674	86.9	37.742	51.008	85.2	2:01.424 (2)	64.63	0.378	14:25:58.589	
5 -	32.882	85.7	38.179	50.858	84.9	2:01.919	64.37	0.873	14:28:00.508	
6 -	33.506	83.9	38.655	49.956	83.7	2:02.117	64.26	1.071	14:30:02.625	

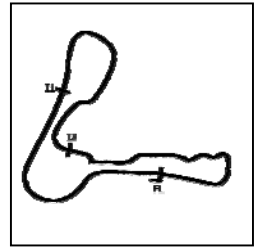
P4 93 6 Steven CONNEELY		Lambretta GP 230								
IDEAL LAP TIME : 2:00.502		BEST LAP TIME : 2:00.770		DIFFERENCE : 0.268						
LAP	SECTOR 1	SECTOR 2	SECTOR 3	LAP TIME	MPH	DIFF	TIME OF DAY			
1 -		84.0	39.703	51.442		2:11.377	59.73	10.607	14:19:53.346	
2 -	33.615	86.2	39.009	51.246		2:03.870	63.35	3.100	14:21:57.216	
3 -	32.954	86.1	38.275	50.798		2:02.027 (2)	64.31	1.257	14:23:59.243	
4 -	33.222	81.8	37.803	49.745		2:00.770 (1)	64.98		14:26:00.013	
5 -	34.252	73.5	38.621	50.640		2:03.513	63.54	2.743	14:28:03.526	
6 -	33.242	85.5	38.977	51.055		2:03.274 (3)	63.66	2.504	14:30:06.800	

P5 30 6 Chris COOK		Lambretta GP 250							
IDEAL LAP TIME :		BEST LAP TIME : 2:02.846		DIFFERENCE :					
LAP	SECTOR 1	SECTOR 2	SECTOR 3	LAP TIME	MPH	DIFF	TIME OF DAY		
1 -				2:08.292	61.17	5.446	14:19:50.261		
2 -				2:03.152 (2)	63.72	0.306	14:21:53.413		
3 -				2:03.962 (3)	63.31	1.116	14:23:57.375		
4 -				2:02.846 (1)	63.88		14:26:00.221		
5 -				2:04.206	63.18	1.360	14:28:04.427		
6 -				2:05.311	62.62	2.465	14:30:09.738		

Time Attack - Rounds 2 & 3 - Cadwell Park - 15th/16th August 2020

BSSO Super Scooters

RACE 1 - SECTOR ANALYSIS



SECTOR 1 = FL to I1, SECTOR 2 = I1 to I2, SECTOR 3 = I2 to FL, DIFF = Difference To Personal Best Lap, P = Crossed Finish Line in Pit Lane, D = Time Disallowed

P6 63 6		David BRISTOW		Lambretta Hornet GP 210					
IDEAL LAP TIME : 2:01.659		BEST LAP TIME : 2:02.299		DIFFERENCE : 0.640					
LAP	SECTOR 1	SECTOR 2	SECTOR 3	LAP TIME	MPH	DIFF	TIME OF DAY		
1 -	88.7	39.665	51.474	87.1	2:12.289	59.32	9.990	14:19:54.258	
2 -	32.998	88.6	39.034	50.443	87.1	2:02.475 (2)	64.07	0.176	14:21:56.733
3 -	32.881	87.8	38.489	50.929	84.7	2:02.299 (1)	64.17		14:23:59.032
4 -	33.807	85.9	39.050	50.289	85.8	2:03.146 (3)	63.72	0.847	14:26:02.178
5 -	33.945	84.9	39.336	52.013	84.5	2:05.294	62.63	2.995	14:28:07.472
6 -	34.258	84.2	39.598	53.454	83.2	2:07.310	61.64	5.011	14:30:14.782

P7 4 6		Justin PRICE		Lambretta GP 230					
IDEAL LAP TIME : 2:05.412		BEST LAP TIME : 2:05.412		DIFFERENCE : 0.000					
LAP	SECTOR 1	SECTOR 2	SECTOR 3	LAP TIME	MPH	DIFF	TIME OF DAY		
1 -	92.1	41.341	54.038	89.4	2:16.292	57.58	10.880	14:19:58.261	
2 -	33.481	85.7	38.670	53.261	83.7	2:05.412 (1)	62.57		14:22:03.673
3 -	34.176	82.8	39.934	54.971	78.2	2:09.081 (3)	60.79	3.669	14:24:12.754
4 -	34.670	84.0	39.552	54.524	79.7	2:08.746 (2)	60.95	3.334	14:26:21.500
5 -	35.707	74.2	41.683	55.891	77.7	2:13.281	58.88	7.869	14:28:34.781
6 -	35.447	80.7	41.631	54.511	71.1	2:11.589	59.64	6.177	14:30:46.370

P8 11 6		Drew DUNCAN		Lambretta Jet 200					
IDEAL LAP TIME : 2:08.321		BEST LAP TIME : 2:08.452		DIFFERENCE : 0.131					
LAP	SECTOR 1	SECTOR 2	SECTOR 3	LAP TIME	MPH	DIFF	TIME OF DAY		
1 -	88.8	41.967	56.536	86.3	2:22.855	54.93	14.403	14:20:04.824	
2 -	34.693	87.9	41.335	55.138	84.8	2:11.166	59.83	2.714	14:22:15.990
3 -	36.185	86.7	40.698	54.063	85.8	2:10.946	59.93	2.494	14:24:26.936
4 -	34.312	86.0	40.866	54.390	86.8	2:09.568 (2)	60.57	1.116	14:26:36.504
5 -	34.443	85.9	40.415	53.594	85.2	2:08.452 (1)	61.09		14:28:44.956
6 -	34.701	86.4	40.821	54.501		2:10.023 (3)	60.35	1.571	14:30:54.979

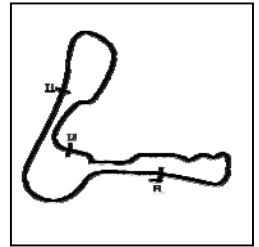
P9 52 6		John WOODS		Lambretta GP 200					
IDEAL LAP TIME : 2:12.814		BEST LAP TIME : 2:13.154		DIFFERENCE : 0.340					
LAP	SECTOR 1	SECTOR 2	SECTOR 3	LAP TIME	MPH	DIFF	TIME OF DAY		
1 -	83.7	42.190	55.560		2:21.105	55.61	7.951	14:20:03.074	
2 -	36.275	83.0	42.997	55.363		2:14.635	58.29	1.481	14:22:17.709
3 -	36.539	81.9	43.372	56.077		2:15.988	57.71	2.834	14:24:33.697
4 -	35.676	83.5	42.507	54.971		2:13.154 (1)	58.93		14:26:46.851
5 -	36.161	83.0	42.528	55.745		2:14.434 (3)	58.37	1.280	14:29:01.285
6 -	35.818	83.3	42.395	54.948		2:13.161 (2)	58.93	0.007	14:31:14.446

P10 27 6		Ian SCUTT		Hornet SS90 145					
IDEAL LAP TIME : 2:11.663		BEST LAP TIME : 2:12.655		DIFFERENCE : 0.992					
LAP	SECTOR 1	SECTOR 2	SECTOR 3	LAP TIME	MPH	DIFF	TIME OF DAY		
1 -	82.9	42.565	56.767		2:24.933	54.14	12.278	14:20:06.902	
2 -	35.503	85.0	41.421	55.927		2:12.851 (2)	59.07	0.196	14:22:19.753
3 -	35.907	83.4	41.965	55.591		2:13.463 (3)	58.80	0.808	14:24:33.216
4 -	35.836	84.5	41.643	56.232		2:13.711	58.69	1.056	14:26:46.927
5 -	36.148	85.1	42.506	56.348		2:15.002	58.13	2.347	14:29:01.929
6 -	35.321	81.9	42.413	54.921	83.9	2:12.655 (1)	59.16		14:31:14.584

Time Attack - Rounds 2 & 3 - Cadwell Park - 15th/16th August 2020

BSSO Super Scooters

RACE 1 - SECTOR ANALYSIS



SECTOR 1 = FL to I1, SECTOR 2 = I1 to I2, SECTOR 3 = I2 to FL, DIFF = Difference To Personal Best Lap, P = Crossed Finish Line in Pit Lane, D = Time Disallowed

P11 109 6		Paul FITZGERALD		Lambretta GP 200			
IDEAL LAP TIME :		BEST LAP TIME : 2:28.461		DIFFERENCE :			
LAP	SECTOR 1	SECTOR 2	SECTOR 3	LAP TIME	MPH	DIFF	TIME OF DAY
1 -				2:38.661	49.46	10.200	14:20:20.630
2 -				2:30.260	52.22	1.799	14:22:50.890
3 -				2:29.457 (2)	52.51	0.996	14:25:20.347
4 -				2:28.461 (1)	52.86		14:27:48.808
5 -				2:30.225 (3)	52.24	1.764	14:30:19.033

P12 50 6		Philip HALLAM		Lambretta GP 200					
IDEAL LAP TIME : 2:30.724		BEST LAP TIME : 2:32.104		DIFFERENCE : 1.380					
LAP	SECTOR 1	SECTOR 2	SECTOR 3	LAP TIME	MPH	DIFF	TIME OF DAY		
1 -				2:43.694	47.94	11.590	14:20:25.663		
2 -	41.458	70.2	48.762	1:01.884	70.4	2:32.104 (1)	51.59	14:22:57.767	
3 -	42.022	67.7	48.914	1:01.510	71.0	2:32.446 (2)	51.48	0.342	14:25:30.213
4 -	41.991	68.8	49.087	1:02.089	69.9	2:33.167 (3)	51.23	1.063	14:28:03.380
5 -	43.837	69.3	49.965	1:01.736	70.9	2:35.538	50.45	3.434	14:30:38.918

P13 86 6		Jason METIVIER		Lambretta GP 245					
IDEAL LAP TIME : 2:00.485		BEST LAP TIME : 2:00.664		DIFFERENCE : 0.179					
LAP	SECTOR 1	SECTOR 2	SECTOR 3	LAP TIME	MPH	DIFF	TIME OF DAY		
1 -				2:12.075	59.42	11.411	14:19:54.044		
2 -	32.190	90.8	38.338	52.074	89.5	2:02.602 (3)	64.01	1.938	14:21:56.646
3 -	32.258	91.1	38.009	50.397	89.9	2:00.664 (1)	65.04		14:23:57.310
4 -	32.079	90.1	38.029	52.036	85.7	2:02.144 (2)	64.25	1.480	14:25:59.454

P14 16 6		Chris GEYTON		Lambretta 210					
IDEAL LAP TIME : 2:08.889		BEST LAP TIME : 2:08.889		DIFFERENCE : 0.000					
LAP	SECTOR 1	SECTOR 2	SECTOR 3	LAP TIME	MPH	DIFF	TIME OF DAY		
1 -				2:16.067	57.67	7.178	14:19:58.036		
2 -	33.953	93.5	41.035	53.901	88.7	2:08.889 (1)	60.89		14:22:06.925
3 -	36.077	89.7	42.679	56.584	87.6	2:15.340 (3)	57.98	6.451	14:24:22.265
4 -	36.013	86.9	42.489	55.400	88.0	2:13.902 (2)	58.61	5.013	14:26:36.167

P15 8 6		Graham TATTON		Lambretta GP 230					
IDEAL LAP TIME : 2:11.104		BEST LAP TIME : 2:13.646		DIFFERENCE : 2.542					
LAP	SECTOR 1	SECTOR 2	SECTOR 3	LAP TIME	MPH	DIFF	TIME OF DAY		
1 -				2:17.686	56.99	4.040	14:19:59.655		
2 -	35.760	66.2	44.126	53.760	73.9	2:13.646 (1)	58.72		14:22:13.301

P16 68 6		Shaun NICKELLS		Lambretta GP 200					
IDEAL LAP TIME : 2:18.420		BEST LAP TIME : 2:21.403		DIFFERENCE : 2.983					
LAP	SECTOR 1	SECTOR 2	SECTOR 3	LAP TIME	MPH	DIFF	TIME OF DAY		
1 -				2:26.398	53.60	4.995	14:20:08.367		
2 -	37.825	76.9	45.291	58.287	76.6	2:21.403 (1)	55.50		14:22:29.770

P17 74 6		Bob WEST		Lambretta SRP 200			
IDEAL LAP TIME : 2:15.034		BEST LAP TIME :		DIFFERENCE :			
LAP	SECTOR 1	SECTOR 2	SECTOR 3	LAP TIME	MPH	DIFF	TIME OF DAY
1 -	79.3	41.939	57.045	2:24.326	54.37		14:20:06.295

Time Attack - Rounds 2 & 3 - Cadwell Park - 15th/16th August 2020

BSSO Super Scooters

RACE 1 - BEST SPEEDS

POS	INTERMEDIATE 1			INTERMEDIATE 2			FINISH LINE		
	NO	NAME	MPH	NO	NAME	MPH	NO	NAME	MPH
1	16	GEYTON	93.5				25	SHAW	92.6
2	4	PRICE	92.1				86	METIVIER	89.9
3	25	SHAW	91.6				4	PRICE	89.4
4	86	METIVIER	91.1				89	CHITOGLOU	89.1
5	11	DUNCAN	88.8				16	GEYTON	88.7
6	63	BRISTOW	88.7				63	BRISTOW	87.1
7	89	CHITOGLOU	87.7				8	TATTON	87.1
8	93	CONNELY	86.2				11	DUNCAN	86.8
9	27	SCUTT	85.1				27	SCUTT	83.9
10	52	WOODS	83.7				68	NICKELLS	79.5
11	68	NICKELLS	79.3				50	HALLAM	71.1
12	74	WEST	79.3						
13	50	HALLAM	70.7						
14	8	TATTON	69.6						
15									
16									
17									

Weather / Track : Cloudy / Dry

Results can be found at www.tsl-timing.com

Cadwell Park
Circuit Length = 2.1800 miles
Start: 14:17 Flag 14:29 End: 14:31
Printed - 14:36 Saturday, 15 August 2020

Time Attack - Rounds 2 & 3 - Cadwell Park - 15th/16th August 2020

BSSO Super Scooters

RACE 1 - BEST SECTORS

SECTOR 1			SECTOR 2			SECTOR 3			IDEAL / BEST COMPARISON						
POS	NO	NAME	TIME	NO	NAME	TIME	NO	NAME	TIME	POS	NO	NAME	IDEAL	BEST	DIFF
													PERFECT LAP	1:56.867	
1	25	SHAW	31.733	25	SHAW	36.841	25	SHAW	48.293	1	25	SHAW	1:56.867	1:57.379	0.512
2	86	METIVIER	32.079	89	CHITOGLOU	37.516	93	CONNELY	49.745	2	89	CHITOGLOU	2:00.146	2:01.046	0.900
3	89	CHITOGLOU	32.674	93	CONNELY	37.803	89	CHITOGLOU	49.956	3	86	METIVIER	2:00.485	2:00.664	0.179
4	63	BRISTOW	32.881	86	METIVIER	38.009	63	BRISTOW	50.289	4	93	CONNELY	2:00.502	2:00.770	0.268
5	93	CONNELY	32.954	63	BRISTOW	38.489	86	METIVIER	50.397	5	63	BRISTOW	2:01.659	2:02.299	0.640
6	4	PRICE	33.481	4	PRICE	38.670	4	PRICE	53.261	6	4	PRICE	2:05.412	2:05.412	0.000
7	16	GEYTON	33.953	11	DUNCAN	40.415	8	TATTON	53.513	7	11	DUNCAN	2:08.321	2:08.452	0.131
8	11	DUNCAN	34.312	16	GEYTON	41.035	11	DUNCAN	53.594	8	16	GEYTON	2:08.889	2:08.889	0.000
9	27	SCUTT	35.321	27	SCUTT	41.421	16	GEYTON	53.901	9	8	TATTON	2:11.104	2:13.646	2.542
10	52	WOODS	35.676	74	WEST	41.724	27	SCUTT	54.921	10	27	SCUTT	2:11.663	2:12.655	0.992
11	8	TATTON	35.760	8	TATTON	41.831	52	WOODS	54.948	11	52	WOODS	2:12.814	2:13.154	0.340
12	74	WEST	36.265	52	WOODS	42.190	68	NICKELLS	56.684	12	74	WEST	2:15.034		
13	68	NICKELLS	37.825	68	NICKELLS	43.911	74	WEST	57.045	13	68	NICKELLS	2:18.420	2:21.403	2.983
14	50	HALLAM	41.458	50	HALLAM	47.756	50	HALLAM	1:01.510	14	50	HALLAM	2:30.724	2:32.104	1.380
15										15	28	WRIGHT		1:58.890	
16										16	109	FITZGERALD		2:28.461	
17										17	30	COOK		2:02.846	

Weather / Track : Cloudy / Dry

Results can be found at www.tsl-timing.com

Cadwell Park
 Circuit Length = 2.1800 miles
 Start: 14:17 Flag 14:29 End: 14:31
 Printed - 14:36 Saturday, 15 August 2020

Time Attack - Rounds 2 & 3 - Cadwell Park - 15th/16th August 2020

BSSO Super Scooters

RACE 3 - CLASSIFICATION

POS	NO	CL	PIC NAME	ENTRY	LAPS	TIME	GAP	DIFF	MPH	BEST	ON
1	25	6A	1 Tom SHAW	Gilera Runner 198	6	12:00.581			65.34	1:58.483	3
2	28	6	1 Stephen WRIGHT	Lambretta DSC RB 250	6	12:04.571	3.990	3.990	64.98	1:57.315	3
3	89	6	2 Ioannis CHITOGLOU	Vespa Hornet PK 145	6	12:04.817	4.236	0.246	64.96	1:57.662	6
4	58	6A	2 Stephen HAMILTON	Gilera Runner 172	6	12:07.656	7.075	2.839	64.71	1:58.694	6
5	93	6	3 Steven CONNEELY	Lambretta GP 230	6	12:28.491	27.910	20.835	62.91	2:00.694	2
6	30	6	4 Chris COOK	Lambretta GP 250	6	12:31.804	31.223	3.313	62.63	2:03.522	5
7	11	6	5 Drew DUNCAN	Lambretta Jet 200	6	13:06.052	1:05.471	34.248	59.90	2:07.505	4
8	16	6	6 Chris GEYTON	Lambretta 210	6	13:25.238	1:24.657	19.186	58.47	2:12.181	2
9	27	6	7 Ian SCUTT	Hornet SS90 145	6	13:26.275	1:25.694	1.037	58.40	2:09.620	6
10	74	6	8 Bob WEST	Lambretta SRP 200	6	13:49.431	1:48.850	23.156	56.77	2:14.349	5
11	17	6	9 Justin OFFLAND	Lambretta GP 200	6	13:50.210	1:49.629	0.779	56.71	2:15.429	6
12	109	6	10 Paul FITZGERALD	Lambretta GP 200	5	12:41.443	1 Lap	1 Lap	51.53	2:27.960	4
13	50	6	11 Philip HALLAM	Lambretta GP 200	5	12:52.276	1 Lap	10.833	50.81	2:30.606	5

NOT CLASSIFIED

DNF	4	6	Justin PRICE	Lambretta GP 230	4	8:20.313	2 Laps	1 Lap	62.74	2:03.502	3
DNF	20	6	Darren CONNEELY	Lambretta 230	1	2:01.242	5 Laps	3 Laps	64.73		
DNF	81	6	James LANCASTER	Lambretta RFS 200	0						
DNF	86	6	Jason METIVIER	Lambretta GP 245	0						

FASTEST LAP

	28	6	Stephen WRIGHT	Lambretta DSC RB 250	3	1:57.315			66.89 mph	107.66 kph	
	25	6A	Tom SHAW	Gilera Runner 198	3	1:58.483			66.23 mph	106.59 kph	

Weather / Track : Cloudy / Dry

These results are provisional until the conclusion of any judicial and technical matters.

Cadwell Park

Circuit Length = 2.1800 miles

Start: 17:24 Flag 17:36 End: 17:38

Clerk Of Course :	Steward :	Timekeeper :
-------------------	-----------	--------------

Time Attack - Rounds 2 & 3 - Cadwell Park - 15th/16th August 2020

BSSO Super Scooters

RACE 3 - CLASSIFICATION BY CLASS

CLASS : BSSO Super - 6

POS	NO	NAME	ENTRY	LAPS	TIME	GAP	DIFF	MPH	BEST	ON
1	28	Stephen WRIGHT	Lambretta DSC RB 250	6	12:04.571			64.98	1:57.315	3
2	89	Ioannis CHITOGLOU	Vespa Hornet PK 145	6	12:04.817	0.246	0.246	64.96	1:57.662	6
3	93	Steven CONNEELY	Lambretta GP 230	6	12:28.491	23.920	23.674	62.91	2:00.694	2
4	30	Chris COOK	Lambretta GP 250	6	12:31.804	27.233	3.313	62.63	2:03.522	5
5	11	Drew DUNCAN	Lambretta Jet 200	6	13:06.052	1:01.481	34.248	59.90	2:07.505	4
6	16	Chris GEYTON	Lambretta 210	6	13:25.238	1:20.667	19.186	58.47	2:12.181	2
7	27	Ian SCUTT	Hornet SS90 145	6	13:26.275	1:21.704	1.037	58.40	2:09.620	6
8	74	Bob WEST	Lambretta SRP 200	6	13:49.431	1:44.860	23.156	56.77	2:14.349	5
9	17	Justin OFFLAND	Lambretta GP 200	6	13:50.210	1:45.639	0.779	56.71	2:15.429	6
10	109	Paul FITZGERALD	Lambretta GP 200	5	12:41.443	1 Lap	1 Lap	51.53	2:27.960	4
11	50	Philip HALLAM	Lambretta GP 200	5	12:52.276	1 Lap	10.833	50.81	2:30.606	5
DNF	4	Justin PRICE	Lambretta GP 230	4	8:20.313	2 Laps	1 Lap	62.74	2:03.502	3
DNF	20	Darren CONNEELY	Lambretta 230	1	2:01.242	5 Laps	3 Laps	64.73		
DNF	81	James LANCASTER	Lambretta RFS 200	0		6 Laps	1 Lap			
DNF	86	Jason METIVIER	Lambretta GP 245	0		6 Laps	0.000			

CLASS : BSSO Super - 6A

POS	NO	NAME	ENTRY	LAPS	TIME	GAP	DIFF	MPH	BEST	ON
1	25	Tom SHAW	Gilera Runner 198	6	12:00.581			65.34	1:58.483	3
2	58	Stephen HAMILTON	Gilera Runner 172	6	12:07.656	7.075	7.075	64.71	1:58.694	6

FASTEST LAP

28	6	Stephen WRIGHT	Lambretta DSC RB 250 -	3	1:57.315		66.89 mph	107.66 kph
25	6A	Tom SHAW	Gilera Runner 198 -	3	1:58.483		66.23 mph	106.59 kph

Weather / Track : Cloudy / Dry

These results are provisional until the conclusion of any judicial and technical matters.

Cadwell Park

Circuit Length = 2.1800 miles

Start: 17:24 Flag 17:36 End: 17:38

Clerk Of Course :

Timekeeper :

Time Attack - Rounds 2 & 3 - Cadwell Park - 15th/16th August 2020

BSSO Super Scooters

RACE 3 - LAP CHART

LAP 1 @ 17:26:57.401			LAP 2 @ 17:29:00.101			LAP 3 @ 17:30:58.584			LAP 4 @ 17:32:57.508			LAP 5 @ 17:34:56.708		
NO	BEHIND	LAP TIME	NO	BEHIND	LAP TIME	NO	BEHIND	LAP TIME	NO	BEHIND	LAP TIME	NO	BEHIND	LAP TIME
20		2:01.242	25		1:59.881	25		1:58.483	25		1:58.924	25		1:59.200
25	2.819	2:04.061	89	5.206	2:00.465	28	5.494	1:57.315	28	4.028	1:57.458	28	5.590	2:00.762
4	7.308	2:08.550	58	5.533	2:00.656	89	6.600	1:59.877	89	6.987	1:59.311	89	6.606	1:58.819
89	7.441	2:08.683	28	6.662	2:00.653	58	7.263	2:00.213	58	7.547	1:59.208	58	8.413	2:00.066
58	7.577	2:08.819	93	8.075	2:00.694	93	12.197	2:02.605	93	17.519	2:04.246	109	1 Lap	2:27.960
28	8.709	2:09.951	4	8.742	2:04.134	4	13.761	2:03.502	4	18.964	2:04.127	50	1 Lap	2:32.332
93	10.081	2:11.323	30	11.451	2:03.941	30	18.055	2:05.087	30	23.075	2:03.944	93	22.711	2:04.392
30	10.210	2:11.452	11	24.510	2:09.360	11	34.909	2:08.882	11	43.490	2:07.505	30	27.397	2:03.522
11	17.850	2:19.092	16	28.052	2:12.181	16	42.454	2:12.885	16	56.172	2:12.642	11	51.862	2:07.572
16	18.571	2:19.813	27	31.789	2:14.420	27	47.308	2:14.002	27	1:02.171	2:13.787	16	1:11.280	2:14.308
27	20.069	2:21.311	74	40.801	2:19.213	74	1:00.319	2:18.001	17	1:17.634	2:15.595	27	1:16.106	2:13.135
74	24.288	2:25.530	17	42.648	2:18.621	17	1:00.963	2:16.798	74	1:18.094	2:16.699	74	1:33.243	2:14.349
17	26.727	2:27.969	109	1:12.213	2:32.348	109	1:42.349	2:28.619				17	1:34.232	2:15.798
109	42.565	2:43.807	50	1:13.506	2:32.251	50	1:46.913	2:31.890						
50	43.955	2:45.197												

Time Attack - Rounds 2 & 3 - Cadwell Park - 15th/16th August 2020

BSSO Super Scooters

RACE 3 - LAP CHART

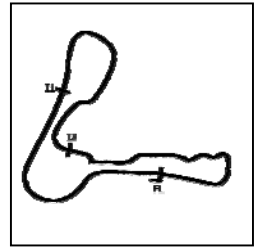
LAP 6 @ 17:36:56.740

NO	BEHIND	LAP TIME
25		2:00.032
28	3.990	1:58.432
89	4.236	1:57.662
58	7.075	1:58.694
93	27.910	2:05.231
30	31.223	2:03.858
109	1 Lap	2:28.709
50	1 Lap	2:30.606
11	1:05.471	2:13.641
16	1:24.657	2:13.409
27	1:25.694	2:09.620
74	1:48.850	2:15.639
17	1:49.629	2:15.429

Time Attack - Rounds 2 & 3 - Cadwell Park - 15th/16th August 2020

BSSO Super Scooters

RACE 3 - SECTOR ANALYSIS



SECTOR 1 = FL to I1, SECTOR 2 = I1 to I2, SECTOR 3 = I2 to FL, DIFF = Difference To Personal Best Lap, P = Crossed Finish Line in Pit Lane, D = Time Disallowed

P1 25 6A Tom SHAW		Gilera Runner 198							
IDEAL LAP TIME : 1:58.409		BEST LAP TIME : 1:58.483		DIFFERENCE : 0.074					
LAP	SECTOR 1	SECTOR 2	SECTOR 3		LAP TIME	MPH	DIFF	TIME OF DAY	
1 -	89.0	37.416	48.909	90.6	2:04.061	63.25	5.578	17:27:00.220	
2 -	32.626	89.3	38.377	48.878	91.5	1:59.881	1.398	17:29:00.101	
3 -			48.485	90.8	1:58.483 (1)	66.23		17:30:58.584	
4 -			48.676	91.9	1:58.924 (2)	65.99	0.441	17:32:57.508	
5 -			48.367	91.3	1:59.200 (3)	65.83	0.717	17:34:56.708	
6 -			49.227	91.5	2:00.032	65.38	1.549	17:36:56.740	

P2 28 6 Stephen WRIGHT		Lambretta DSC RB 250							
IDEAL LAP TIME : 1:59.763		BEST LAP TIME : 1:57.315		DIFFERENCE : -2.448					
LAP	SECTOR 1	SECTOR 2	SECTOR 3		LAP TIME	MPH	DIFF	TIME OF DAY	
1 -		40.440	51.659	94.7	2:09.951	60.39	12.636	17:27:06.110	
2 -	32.124	85.4	39.011	49.518	94.3	2:00.653	3.338	17:29:06.763	
3 -			48.628	92.5	1:57.315 (1)	66.89		17:31:04.078	
4 -			48.802	92.4	1:57.458 (2)	66.81	0.143	17:33:01.536	
5 -			51.051	91.8	2:00.762	64.98	3.447	17:35:02.298	
6 -			48.889	91.6	1:58.432 (3)	66.26	1.117	17:37:00.730	

P3 89 6 Ioannis CHITOGLOU		Vespa Hornet PK 145							
IDEAL LAP TIME : 1:58.979		BEST LAP TIME : 1:57.662		DIFFERENCE : -1.317					
LAP	SECTOR 1	SECTOR 2	SECTOR 3		LAP TIME	MPH	DIFF	TIME OF DAY	
1 -		90.8	37.954	50.798	84.6	2:08.683	60.98	11.021	17:27:04.842
2 -	32.722	86.0	38.336	49.407	86.4	2:00.465	2.803	17:29:05.307	
3 -			49.340	87.2	1:59.877	65.46	2.215	17:31:05.184	
4 -			49.071	86.3	1:59.311 (3)	65.77	1.649	17:33:04.495	
5 -			48.534	87.1	1:58.819 (2)	66.05	1.157	17:35:03.314	
6 -			48.303	90.1	1:57.662 (1)	66.70		17:37:00.976	

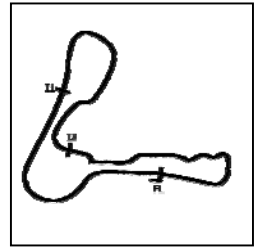
P4 58 6A Stephen HAMILTON		Gilera Runner 172							
IDEAL LAP TIME : 2:00.103		BEST LAP TIME : 1:58.694		DIFFERENCE : -1.409					
LAP	SECTOR 1	SECTOR 2	SECTOR 3		LAP TIME	MPH	DIFF	TIME OF DAY	
1 -		92.8	37.997	51.137	83.7	2:08.819	60.92	10.125	17:27:04.978
2 -	33.134	91.4	38.074	49.448	89.8	2:00.656	65.04	1.962	17:29:05.634
3 -			49.189	89.4	2:00.213	65.28	1.519	17:31:05.847	
4 -			49.133	88.8	1:59.208 (2)	65.83	0.514	17:33:05.055	
5 -			50.021	89.0	2:00.066 (3)	65.36	1.372	17:35:05.121	
6 -			48.972	89.3	1:58.694 (1)	66.12		17:37:03.815	

P5 93 6 Steven CONNEELY		Lambretta GP 230							
IDEAL LAP TIME : 2:00.694		BEST LAP TIME : 2:00.694		DIFFERENCE : 0.000					
LAP	SECTOR 1	SECTOR 2	SECTOR 3		LAP TIME	MPH	DIFF	TIME OF DAY	
1 -		87.6	38.705	52.390		2:11.323	59.76	10.629	17:27:07.482
2 -	32.810	84.5	37.407	50.477		2:00.694 (1)	65.02		17:29:08.176
3 -			50.638		2:02.605 (2)	64.01	1.911	17:31:10.781	
4 -			51.114		2:04.246 (3)	63.16	3.552	17:33:15.027	
5 -			51.299		2:04.392	63.09	3.698	17:35:19.419	
6 -			51.086		2:05.231	62.66	4.537	17:37:24.650	

Time Attack - Rounds 2 & 3 - Cadwell Park - 15th/16th August 2020

BSSO Super Scooters

RACE 3 - SECTOR ANALYSIS



SECTOR 1 = FL to I1, SECTOR 2 = I1 to I2, SECTOR 3 = I2 to FL, DIFF = Difference To Personal Best Lap, P = Crossed Finish Line in Pit Lane, D = Time Disallowed

P6 30 6		Chris COOK		Lambretta GP 250				
IDEAL LAP TIME : 2:02.006		BEST LAP TIME : 2:03.522		DIFFERENCE : 1.516				
LAP	SECTOR 1	SECTOR 2	SECTOR 3	LAP TIME	MPH	DIFF	TIME OF DAY	
1 -		90.9	38.185	53.097	2:11.452	59.70	7.930	17:27:07.611
2 -	33.268	88.4	38.829	51.844	2:03.941 (3)	63.32	0.419	17:29:11.552
3 -				51.784	2:05.087	62.74	1.565	17:31:16.639
4 -				50.553	2:03.944	63.31	0.422	17:33:20.583
5 -				51.096	2:03.522 (1)	63.53		17:35:24.105
6 -				51.270	2:03.858 (2)	63.36	0.336	17:37:27.963

P7 11 6		Drew DUNCAN		Lambretta Jet 200				
IDEAL LAP TIME : 2:07.803		BEST LAP TIME : 2:07.505		DIFFERENCE : -0.298				
LAP	SECTOR 1	SECTOR 2	SECTOR 3	LAP TIME	MPH	DIFF	TIME OF DAY	
1 -		90.3	41.840	55.171	2:19.092	56.42	11.587	17:27:15.251
2 -	33.836	86.8	40.913	54.611	2:09.360	60.66	1.855	17:29:24.611
3 -				53.665	2:08.882 (3)	60.89	1.377	17:31:33.493
4 -				53.054	2:07.505 (1)	61.55		17:33:40.998
5 -				53.200	2:07.572 (2)	61.51	0.067	17:35:48.570
6 -				59.557	2:13.641	58.72	6.136	17:38:02.211

P8 16 6		Chris GEYTON		Lambretta 210				
IDEAL LAP TIME : 2:11.910		BEST LAP TIME : 2:12.181		DIFFERENCE : 0.271				
LAP	SECTOR 1	SECTOR 2	SECTOR 3	LAP TIME	MPH	DIFF	TIME OF DAY	
1 -				55.166	2:19.813	56.13	7.632	17:27:15.972
2 -	35.070	84.7	42.152	54.959	2:12.181 (1)	59.37		17:29:28.153
3 -				54.688	2:12.885 (3)	59.05	0.704	17:31:41.038
4 -				54.888	2:12.642 (2)	59.16	0.461	17:33:53.680
5 -				55.265	2:14.308	58.43	2.127	17:36:07.988
6 -				55.343	2:13.409	58.82	1.228	17:38:21.397

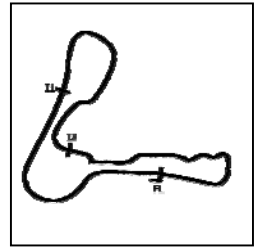
P9 27 6		Ian SCUTT		Hornet SS90 145				
IDEAL LAP TIME : 2:11.585		BEST LAP TIME : 2:09.620		DIFFERENCE : -1.965				
LAP	SECTOR 1	SECTOR 2	SECTOR 3	LAP TIME	MPH	DIFF	TIME OF DAY	
1 -				55.996	2:21.311	55.53	11.691	17:27:17.470
2 -	36.013	82.8	41.872	56.535	2:14.420	58.38	4.800	17:29:31.890
3 -				56.052	2:14.002	58.56	4.382	17:31:45.892
4 -				55.960	2:13.787 (3)	58.66	4.167	17:33:59.679
5 -				55.163	2:13.135 (2)	58.94	3.515	17:36:12.814
6 -				53.700	2:09.620 (1)	60.54		17:38:22.434

P10 74 6		Bob WEST		Lambretta SRP 200				
IDEAL LAP TIME : 2:17.250		BEST LAP TIME : 2:14.349		DIFFERENCE : -2.901				
LAP	SECTOR 1	SECTOR 2	SECTOR 3	LAP TIME	MPH	DIFF	TIME OF DAY	
1 -		78.5	42.605	57.500	2:25.530	53.92	11.181	17:27:21.689
2 -	38.731	74.0	42.794	57.688	2:19.213	56.37	4.864	17:29:40.902
3 -				57.440	2:18.001	56.86	3.652	17:31:58.903
4 -				57.428	2:16.699 (3)	57.41	2.350	17:34:15.602
5 -				56.120	2:14.349 (1)	58.41		17:36:29.951
6 -				55.914	2:15.639 (2)	57.85	1.290	17:38:45.590

Time Attack - Rounds 2 & 3 - Cadwell Park - 15th/16th August 2020

BSSO Super Scooters

RACE 3 - SECTOR ANALYSIS



SECTOR 1 = FL to I1, SECTOR 2 = I1 to I2, SECTOR 3 = I2 to FL, DIFF = Difference To Personal Best Lap, P = Crossed Finish Line in Pit Lane, D = Time Disallowed

P11 17 6		Justin OFFLAND		Lambretta GP 200					
IDEAL LAP TIME : 2:17.531		BEST LAP TIME : 2:15.429		DIFFERENCE : -2.102					
LAP	SECTOR 1	SECTOR 2	SECTOR 3		LAP TIME	MPH	DIFF	TIME OF DAY	
1 -		78.9	43.702	58.216	78.1	2:27.969	53.03	12.540	17:27:24.128
2 -	37.709	77.3	43.752	57.160	79.6	2:18.621	56.61	3.192	17:29:42.749
3 -				57.046	78.9	2:16.798	57.36	1.369	17:31:59.547
4 -				56.294	78.8	2:15.595 (2)	57.87	0.166	17:34:15.142
5 -				56.120	78.8	2:15.798 (3)	57.79	0.369	17:36:30.940
6 -				56.132	78.7	2:15.429 (1)	57.94		17:38:46.369

P12 109 6		Paul FITZGERALD		Lambretta GP 200					
IDEAL LAP TIME : 2:30.033		BEST LAP TIME : 2:27.960		DIFFERENCE : -2.073					
LAP	SECTOR 1	SECTOR 2	SECTOR 3		LAP TIME	MPH	DIFF	TIME OF DAY	
1 -		82.8	49.498	1:06.746	79.2	2:43.807	47.91	15.847	17:27:39.966
2 -	39.784	82.3	50.036	1:02.528	79.4	2:32.348	51.51	4.388	17:30:12.314
3 -				1:01.106	79.0	2:28.619 (2)	52.80	0.659	17:32:40.933
4 -				1:00.751	80.0	2:27.960 (1)	53.04		17:35:08.893
5 -				1:00.928	78.3	2:28.709 (3)	52.77	0.749	17:37:37.602

P13 50 6		Philip HALLAM		Lambretta GP 200					
IDEAL LAP TIME : 2:31.174		BEST LAP TIME : 2:30.606		DIFFERENCE : -0.568					
LAP	SECTOR 1	SECTOR 2	SECTOR 3		LAP TIME	MPH	DIFF	TIME OF DAY	
1 -		68.8	49.663	1:02.523	71.1	2:45.197	47.50	14.591	17:27:41.356
2 -	42.089	68.1	47.973	1:02.189	70.9	2:32.251 (3)	51.54	1.645	17:30:13.607
3 -				1:01.187	70.3	2:31.890 (2)	51.66	1.284	17:32:45.497
4 -				1:01.112	70.4	2:32.332	51.51	1.726	17:35:17.829
5 -				1:01.222	70.1	2:30.606 (1)	52.10		17:37:48.435

P14 4 6		Justin PRICE		Lambretta GP 230					
IDEAL LAP TIME : 2:03.163		BEST LAP TIME : 2:03.502		DIFFERENCE : 0.339					
LAP	SECTOR 1	SECTOR 2	SECTOR 3		LAP TIME	MPH	DIFF	TIME OF DAY	
1 -		92.9	38.400	51.467	85.7	2:08.550	61.05	5.048	17:27:04.709
2 -	33.296	87.6	38.970	51.868	88.3	2:04.134 (3)	63.22	0.632	17:29:08.843
3 -				51.809	84.3	2:03.502 (1)	63.54		17:31:12.345
4 -				52.100	84.8	2:04.127 (2)	63.22	0.625	17:33:16.472

P15 20 6		Darren CONNEELY		Lambretta 230					
IDEAL LAP TIME : 1:56.548		BEST LAP TIME :		DIFFERENCE :					
LAP	SECTOR 1	SECTOR 2	SECTOR 3		LAP TIME	MPH	DIFF	TIME OF DAY	
1 -		96.8	35.824	47.453	92.4	2:01.242	64.73		17:26:57.401

Time Attack - Rounds 2 & 3 - Cadwell Park - 15th/16th August 2020

BSSO Super Scooters

RACE 3 - BEST SPEEDS

POS	INTERMEDIATE 1			INTERMEDIATE 2			FINISH LINE		
	NO	NAME	MPH	NO	NAME	MPH	NO	NAME	MPH
1	20	CONNELY	96.8				28	WRIGHT	94.7
2	86	METIVIER	93.0				20	CONNELY	92.4
3	4	PRICE	92.9				25	SHAW	91.9
4	58	HAMILTON	92.8				89	CHITOGLOU	90.1
5	28	WRIGHT	92.3				58	HAMILTON	89.8
6	30	COOK	90.9				4	PRICE	88.3
7	89	CHITOGLOU	90.8				11	DUNCAN	85.5
8	11	DUNCAN	90.3				27	SCUTT	84.8
9	109	FITZGERALD	90.0				16	GEYTON	82.9
10	25	SHAW	89.3				109	FITZGERALD	80.0
11	93	CONNELY	87.6				17	OFFLAND	79.6
12	16	GEYTON	84.7				50	HALLAM	71.1
13	27	SCUTT	82.8						
14	17	OFFLAND	78.9						
15	74	WEST	78.5						
16	50	HALLAM	68.8						
17									

Weather / Track : Cloudy / Dry

Results can be found at www.tsl-timing.com

Cadwell Park
Circuit Length = 2.1800 miles
Start: 17:24 Flag 17:36 End: 17:38

Printed - 17:42 Saturday, 15 August 2020

Time Attack - Rounds 2 & 3 - Cadwell Park - 15th/16th August 2020

BSSO Super Scooters

RACE 3 - BEST SECTORS

SECTOR 1			SECTOR 2			SECTOR 3			IDEAL / BEST COMPARISON						
POS	NO	NAME	TIME	NO	NAME	TIME	NO	NAME	TIME	POS	NO	NAME	IDEAL	BEST	DIFF
													PERFECT LAP	1:55.401	
1	28	WRIGHT	32.124	20	CONNELY	35.824	20	CONNELY	47.453	1	20	CONNELY	1:56.548		
2	25	SHAW	32.626	93	CONNELY	37.407	89	CHITOGLOU	48.303	2	25	SHAW	1:58.409	1:58.483	0.074
3	89	CHITOGLOU	32.722	25	SHAW	37.416	25	SHAW	48.367	3	89	CHITOGLOU	1:58.979	1:57.662	-1.317
4	93	CONNELY	32.810	89	CHITOGLOU	37.954	28	WRIGHT	48.628	4	28	WRIGHT	1:59.763	1:57.315	-2.448
5	58	HAMILTON	33.134	58	HAMILTON	37.997	58	HAMILTON	48.972	5	58	HAMILTON	2:00.103	1:58.694	-1.409
6	30	COOK	33.268	30	COOK	38.185	93	CONNELY	50.477	6	93	CONNELY	2:00.694	2:00.694	0.000
7	20	CONNELY	33.271	4	PRICE	38.400	30	COOK	50.553	7	30	COOK	2:02.006	2:03.522	1.516
8	4	PRICE	33.296	86	METIVIER	38.821	4	PRICE	51.467	8	4	PRICE	2:03.163	2:03.502	0.339
9	11	DUNCAN	33.836	28	WRIGHT	39.011	11	DUNCAN	53.054	9	11	DUNCAN	2:07.803	2:07.505	-0.298
10	16	GEYTON	35.070	11	DUNCAN	40.913	27	SCUTT	53.700	10	27	SCUTT	2:11.585	2:09.620	-1.965
11	27	SCUTT	36.013	27	SCUTT	41.872	16	GEYTON	54.688	11	16	GEYTON	2:11.910	2:12.181	0.271
12	17	OFFLAND	37.709	16	GEYTON	42.152	74	WEST	55.914	12	74	WEST	2:17.250	2:14.349	-2.901
13	74	WEST	38.731	74	WEST	42.605	17	OFFLAND	56.120	13	17	OFFLAND	2:17.531	2:15.429	-2.102
14	109	FITZGERALD	39.784	17	OFFLAND	43.702	109	FITZGERALD	1:00.751	14	109	FITZGERALD	2:30.033	2:27.960	-2.073
15	50	HALLAM	42.089	50	HALLAM	47.973	50	HALLAM	1:01.112	15	50	HALLAM	2:31.174	2:30.606	-0.568
16				109	FITZGERALD	49.498									
17															

Weather / Track : Cloudy / Dry

Results can be found at www.tsl-timing.com

Cadwell Park
 Circuit Length = 2.1800 miles
 Start: 17:24 Flag 17:36 End: 17:38

Printed - 17:42 Saturday, 15 August 2020



Time Attack - Rounds 2 & 3 - Cadwell Park - 15th/16th August 2020

BSSO Super Scooters

RACE 5 - CLASSIFICATION



POS	NO	CL	PIC NAME	ENTRY	LAPS	TIME	GAP	DIFF	MPH	BEST	ON
1	25	6A	1 Tom SHAW	Gilera Runner 198	6	12:39.684			61.98	2:04.511	6
2	28	6	1 Stephen WRIGHT	Lambretta DSC RB 250	6	12:48.792	9.108	9.108	61.24	2:05.241	5
3	89	6	2 Ioannis CHITOGLOU	Vespa Hornet PK 145	6	13:37.695	58.011	48.903	57.58	2:12.096	4
4	58	6A	2 Stephen HAMILTON	Gilera Runner 172	6	13:59.054	1:19.370	21.359	56.12	2:16.468	3
5	8	6	3 Graham TATTON	Lambretta GP 230	6	14:22.306	1:42.622	23.252	54.60	2:20.054	5
6	17	6	4 Justin OFFLAND	Lambretta GP 200	6	14:55.032	2:15.348	32.726	52.61	2:26.014	5
7	27	6	5 Ian SCUTT	Hornet SS90 145	5	13:01.645	1 Lap	1 Lap	50.20	2:32.828	5
8	74	6	6 Bob WEST	Lambretta SRP 200	5	13:09.740	1 Lap	8.095	49.68	2:33.391	5
9	50	6	7 Philip HALLAM	Lambretta GP 200	5	15:08.635	1 Lap	1:58.895	43.18	2:57.039	2

NOT CLASSIFIED

DNF	20	6	Jason METIVIER	Lambretta GP 245	1	2:15.339	5 Laps	4 Laps	57.98		
DNF	30	6	Chris COOK	Lambretta GP 250	1	2:18.850	5 Laps	3.511	56.52		
DNF	4	6	Justin PRICE	Lambretta GP 230	1	2:25.046	5 Laps	6.196	54.10		
DNF	68	6	Shaun NICKELLS	Lambretta GP 200	1	3:01.976	5 Laps	36.930	43.12		
DNF	16	6	Chris GEYTON	Lambretta 210	0						
DNF	41	6	Stuart DAY	Lambretta GP 200	0						
DNF	93	6	Steven CONNEELY	Lambretta GP 230	0						
DNF	109	6	Paul FITZGERALD	Lambretta GP 200	0						

FASTEST LAP

	25	6A	Tom SHAW	Gilera Runner 198	6	2:04.511		63.03 mph		101.43 kph	
	28	6	Stephen WRIGHT	Lambretta DSC RB 250	5	2:05.241		62.66 mph		100.84 kph	

Weather / Track : Drizzle / Wet

These results are provisional until the conclusion of any judicial and technical matters.

Cadwell Park

Circuit Length = 2.1800 miles

Start: 10:39 Flag 10:51 End: 10:54

Clerk Of Course :	Steward :	Timekeeper :
-------------------	-----------	--------------



Time Attack - Rounds 2 & 3 - Cadwell Park - 15th/16th August 2020

BSSO Super Scooters

RACE 5 - CLASSIFICATION BY CLASS



CLASS : BSSO Super - 6

POS	NO	NAME	ENTRY	LAPS	TIME	GAP	DIFF	MPH	BEST	ON
1	28	Stephen WRIGHT	Lambretta DSC RB 250	6	12:48.792			61.24	2:05.241	5
2	89	Ioannis CHITOGLOU	Vespa Hornet PK 145	6	13:37.695	48.903	48.903	57.58	2:12.096	4
3	8	Graham TATTON	Lambretta GP 230	6	14:22.306	1:33.514	44.611	54.60	2:20.054	5
4	17	Justin OFFLAND	Lambretta GP 200	6	14:55.032	2:06.240	32.726	52.61	2:26.014	5
5	27	Ian SCUTT	Hornet SS90 145	5	13:01.645	1 Lap	1 Lap	50.20	2:32.828	5
6	74	Bob WEST	Lambretta SRP 200	5	13:09.740	1 Lap	8.095	49.68	2:33.391	5
7	50	Philip HALLAM	Lambretta GP 200	5	15:08.635	1 Lap	1:58.895	43.18	2:57.039	2
DNF	20	Jason METIVIER	Lambretta GP 245	1	2:15.339	5 Laps	4 Laps	57.98		
DNF	30	Chris COOK	Lambretta GP 250	1	2:18.850	5 Laps	3.511	56.52		
DNF	4	Justin PRICE	Lambretta GP 230	1	2:25.046	5 Laps	6.196	54.10		
DNF	68	Shaun NICKELLS	Lambretta GP 200	1	3:01.976	5 Laps	36.930	43.12		
DNF	16	Chris GEYTON	Lambretta 210	0		6 Laps	1 Lap			
DNF	41	Stuart DAY	Lambretta GP 200	0		6 Laps	0.000			
DNF	93	Steven CONNEELY	Lambretta GP 230	0		6 Laps	0.000			
DNF	109	Paul FITZGERALD	Lambretta GP 200	0		6 Laps	0.000			

CLASS : BSSO Super - 6A

POS	NO	NAME	ENTRY	LAPS	TIME	GAP	DIFF	MPH	BEST	ON
1	25	Tom SHAW	Gilera Runner 198	6	12:39.684			61.98	2:04.511	6
2	58	Stephen HAMILTON	Gilera Runner 172	6	13:59.054	1:19.370	1:19.370	56.12	2:16.468	3

FASTEST LAP

25	6A	Tom SHAW	Gilera Runner 198 -	6	2:04.511		63.03 mph	101.43 kph
28	6	Stephen WRIGHT	Lambretta DSC RB 250 -	5	2:05.241		62.66 mph	100.84 kph

Weather / Track : Drizzle / Wet

These results are provisional until the conclusion of any judicial and technical matters.

Cadwell Park

Circuit Length = 2.1800 miles

Start: 10:39 Flag 10:51 End: 10:54

Clerk Of Course :

Timekeeper :

Time Attack - Rounds 2 & 3 - Cadwell Park - 15th/16th August 2020

BSSO Super Scooters

RACE 5 - LAP CHART

LAP 1 @ 10:41:20.472			LAP 2 @ 10:43:26.349			LAP 3 @ 10:45:32.256			LAP 4 @ 10:47:38.240			LAP 5 @ 10:49:43.183		
NO	BEHIND	LAP TIME	NO	BEHIND	LAP TIME	NO	BEHIND	LAP TIME	NO	BEHIND	LAP TIME	NO	BEHIND	LAP TIME
25		2:12.462	25		2:05.877	25		2:05.907	25		2:05.984	25		2:04.943
20	2.877	2:15.339	28	5.385	2:07.872	28	6.556	2:07.078	28	7.761	2:07.189	74	1 Lap	2:34.494
28	3.390	2:15.852	89	20.815	2:16.274	89	30.464	2:15.556	50	1 Lap	2:58.082	28	8.059	2:05.241
30	6.388	2:18.850	58	24.168	2:17.742	58	34.729	2:16.468	89	36.576	2:12.096	89	44.309	2:12.676
89	10.418	2:22.880	8	38.801	2:22.918	8	56.081	2:23.187	58	46.721	2:17.976	58	1:01.708	2:19.930
58	12.303	2:24.765	17	48.823	2:28.614	17	1:11.798	2:28.882	8	1:11.485	2:21.388	8	1:26.596	2:20.054
4	12.584	2:25.046	27	1:01.955	2:36.318	27	1:31.156	2:35.108	17	1:32.404	2:26.590	50	1 Lap	3:02.692
8	21.760	2:34.222	74	1:08.873	2:38.838	74	1:37.609	2:34.643	27	1:58.587	2:33.415	17	1:53.475	2:26.014
17	26.086	2:38.548	50	1:46.599	2:57.039									
27	31.514	2:43.976												
74	35.912	2:48.374												
68	49.514	3:01.976												
50	55.437	3:07.899												

Weather / Track : Drizzle / Wet

Cadwell Park
 Circuit Length = 2.1800 miles
 Start: 10:39 Flag 10:51 End: 10:54

Time Attack - Rounds 2 & 3 - Cadwell Park - 15th/16th August 2020

BSSO Super Scooters

RACE 5 - LAP CHART

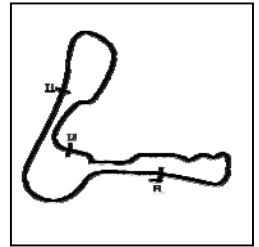
LAP 6 @ 10:51:47.694

NO	BEHIND	LAP TIME
25		2:04.511
28	9.108	2:05.560
27	1 Lap	2:32.828
74	1 Lap	2:33.391
89	58.011	2:18.213
58	1:19.370	2:22.173
8	1:42.622	2:20.537
17	2:15.348	2:26.384
50	1 Lap	3:02.923

Time Attack - Rounds 2 & 3 - Cadwell Park - 15th/16th August 2020

BSSO Super Scooters

RACE 5 - SECTOR ANALYSIS



SECTOR 1 = FL to I1, SECTOR 2 = I1 to I2, SECTOR 3 = I2 to FL, DIFF = Difference To Personal Best Lap, P = Crossed Finish Line in Pit Lane, D = Time Disallowed

P1 25 6A Tom SHAW		Gilera Runner 198								
IDEAL LAP TIME : 2:03.941		BEST LAP TIME : 2:04.511		DIFFERENCE : 0.570						
LAP	SECTOR 1	SECTOR 2	SECTOR 3	LAP TIME	MPH	DIFF	TIME OF DAY			
1 -		90.8	39.845	53.701	88.8	2:12.462	59.24	7.951	10:41:20.472	
2 -	33.934	91.0	40.039	51.904	91.4	2:05.877 (3)	62.34	1.366	10:43:26.349	
3 -	33.809	91.5	39.899	52.199	90.3	2:05.907	62.33	1.396	10:45:32.256	
4 -	33.877	89.2	40.335	51.772	90.1	2:05.984	62.29	1.473	10:47:38.240	
5 -	33.948	89.9	39.587	51.408	90.0	2:04.943 (2)	62.81	0.432	10:49:43.183	
6 -	33.210	91.6	39.323	51.978	90.1	2:04.511 (1)	63.03		10:51:47.694	

P2 28 6 Stephen WRIGHT		Lambretta DSC RB 250								
IDEAL LAP TIME : 2:05.034		BEST LAP TIME : 2:05.241		DIFFERENCE : 0.207						
LAP	SECTOR 1	SECTOR 2	SECTOR 3	LAP TIME	MPH	DIFF	TIME OF DAY			
1 -		93.2	42.871	53.073	91.9	2:15.852	57.76	10.611	10:41:23.862	
2 -	34.503	90.3	40.798	52.571	90.6	2:07.872	61.37	2.631	10:43:31.734	
3 -	34.194	92.5	40.555	52.329	91.9	2:07.078 (3)	61.75	1.837	10:45:38.812	
4 -	33.934	92.0	41.161	52.094	91.5	2:07.189	61.70	1.948	10:47:46.001	
5 -	33.850	91.9	40.212	51.179	91.8	2:05.241 (1)	62.66		10:49:51.242	
6 -	33.739	92.1	40.116	51.705	92.4	2:05.560 (2)	62.50	0.319	10:51:56.802	

P3 89 6 Ioannis CHITOGLOU		Vespa Hornet PK 145								
IDEAL LAP TIME : 2:11.865		BEST LAP TIME : 2:12.096		DIFFERENCE : 0.231						
LAP	SECTOR 1	SECTOR 2	SECTOR 3	LAP TIME	MPH	DIFF	TIME OF DAY			
1 -		86.3	43.849	55.461	82.4	2:22.880	54.92	10.784	10:41:30.890	
2 -	36.516	84.7	43.638	56.120	80.6	2:16.274	57.59	4.178	10:43:47.164	
3 -	37.858	79.8	43.482	54.216	82.5	2:15.556 (3)	57.89	3.460	10:46:02.720	
4 -	36.463	83.0	42.290	53.343	83.2	2:12.096 (1)	59.41		10:48:14.816	
5 -	36.785	85.2	42.059	53.832	82.8	2:12.676 (2)	59.15	0.580	10:50:27.492	
6 -	37.054	81.4	44.687	56.472	76.0	2:18.213	56.78	6.117	10:52:45.705	

P4 58 6A Stephen HAMILTON		Gilera Runner 172								
IDEAL LAP TIME : 2:16.429		BEST LAP TIME : 2:16.468		DIFFERENCE : 0.039						
LAP	SECTOR 1	SECTOR 2	SECTOR 3	LAP TIME	MPH	DIFF	TIME OF DAY			
1 -		87.6	44.802	56.492	84.9	2:24.765	54.21	8.297	10:41:32.775	
2 -	36.788	88.5	44.759	56.195	86.0	2:17.742 (2)	56.97	1.274	10:43:50.517	
3 -	36.827	82.6	43.963	55.678	86.3	2:16.468 (1)	57.50		10:46:06.985	
4 -	37.497	82.3	44.224	56.255	84.4	2:17.976 (3)	56.87	1.508	10:48:24.961	
5 -	37.689	76.6	45.347	56.894	84.2	2:19.930	56.08	3.462	10:50:44.891	
6 -	37.764	79.9	46.048	58.361	83.9	2:22.173	55.20	5.705	10:53:07.064	

P5 8 6 Graham TATTON		Lambretta GP 230								
IDEAL LAP TIME : 2:19.287		BEST LAP TIME : 2:20.054		DIFFERENCE : 0.767						
LAP	SECTOR 1	SECTOR 2	SECTOR 3	LAP TIME	MPH	DIFF	TIME OF DAY			
1 -		88.1	46.476	1:00.816	83.1	2:34.222	50.88	14.168	10:41:42.232	
2 -	37.085	87.8	46.085	59.748	84.0	2:22.918	54.91	2.864	10:44:05.150	
3 -	37.135	87.4	45.448	1:00.604	83.0	2:23.187	54.80	3.133	10:46:28.337	
4 -	37.642	85.8	44.903	58.843	80.8	2:21.388 (3)	55.50	1.334	10:48:49.725	
5 -	36.909	85.7	44.344	58.801	82.2	2:20.054 (1)	56.03		10:51:09.779	
6 -	37.873	85.4	44.630	58.034	83.3	2:20.537 (2)	55.84	0.483	10:53:30.316	

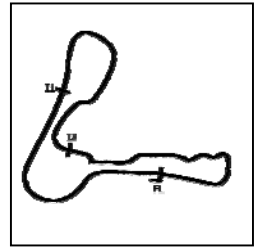
Weather / Track : Drizzle / Wet

Cadwell Park
Circuit Length = 2.1800 miles
Start: 10:39 Flag 10:51 End: 10:54

Time Attack - Rounds 2 & 3 - Cadwell Park - 15th/16th August 2020

BSSO Super Scooters

RACE 5 - SECTOR ANALYSIS



SECTOR 1 = FL to I1, SECTOR 2 = I1 to I2, SECTOR 3 = I2 to FL, DIFF = Difference To Personal Best Lap, P = Crossed Finish Line in Pit Lane, D = Time Disallowed

P6		17 6		Justin OFFLAND		Lambretta GP 200			
IDEAL LAP TIME : 2:25.046		BEST LAP TIME : 2:26.014		DIFFERENCE : 0.968					
LAP	SECTOR 1	SECTOR 2	SECTOR 3	LAP TIME	MPH	DIFF	TIME OF DAY		
1 -		77.5	46.824	1:03.167	77.1	2:38.548	49.49	12.534	10:41:46.558
2 -	39.947	76.5	46.423	1:02.244	76.0	2:28.614	52.80	2.600	10:44:15.172
3 -	39.958	76.3	46.374	1:02.550	76.2	2:28.882	52.71	2.868	10:46:44.054
4 -	39.735	76.6	45.541	1:01.314	75.9	2:26.590 (3)	53.53	0.576	10:49:10.644
5 -	39.702	76.5	44.783	1:01.529	76.0	2:26.014 (1)	53.74		10:51:36.658
6 -	39.089	76.4	46.121	1:01.174	75.2	2:26.384 (2)	53.61	0.370	10:54:03.042

P7		27 6		Ian SCUTT		Hornet SS90 145			
IDEAL LAP TIME : 2:32.741		BEST LAP TIME : 2:32.828		DIFFERENCE : 0.087					
LAP	SECTOR 1	SECTOR 2	SECTOR 3	LAP TIME	MPH	DIFF	TIME OF DAY		
1 -		78.2	49.466	1:05.637	76.2	2:43.976	47.86	11.148	10:41:51.986
2 -	41.365	78.9	50.368	1:04.585	79.1	2:36.318	50.20	3.490	10:44:28.304
3 -	40.944	78.6	48.973	1:05.191		2:35.108 (3)	50.59	2.280	10:47:03.412
4 -	40.537	79.5	48.585	1:04.293		2:33.415 (2)	51.15	0.587	10:49:36.827
5 -	39.960	79.7	48.672	1:04.196		2:32.828 (1)	51.35		10:52:09.655

P8		74 6		Bob WEST		Lambretta SRP 200			
IDEAL LAP TIME : 2:32.535		BEST LAP TIME : 2:33.391		DIFFERENCE : 0.856					
LAP	SECTOR 1	SECTOR 2	SECTOR 3	LAP TIME	MPH	DIFF	TIME OF DAY		
1 -		68.1	50.027	1:06.749	69.1	2:48.374	46.61	14.983	10:41:56.384
2 -	43.267	67.7	50.532	1:05.039	70.3	2:38.838	49.40	5.447	10:44:35.222
3 -	42.286	69.1	48.351	1:04.006	71.0	2:34.643 (3)	50.74	1.252	10:47:09.865
4 -	41.556	68.6	48.563	1:04.375	69.8	2:34.494 (2)	50.79	1.103	10:49:44.359
5 -	42.412	67.8	47.623	1:03.356	69.8	2:33.391 (1)	51.16		10:52:17.750

P9		50 6		Philip HALLAM		Lambretta GP 200			
IDEAL LAP TIME : 2:55.658		BEST LAP TIME : 2:57.039		DIFFERENCE : 1.381					
LAP	SECTOR 1	SECTOR 2	SECTOR 3	LAP TIME	MPH	DIFF	TIME OF DAY		
1 -		58.7	58.838	1:10.401	67.2	3:07.899	41.76	10.860	10:42:15.909
2 -	48.687	63.6	56.570	1:11.782	63.9	2:57.039 (1)	44.32		10:45:12.948
3 -	50.578	58.8	56.801	1:10.703	63.1	2:58.082 (2)	44.06	1.043	10:48:11.030
4 -	51.100	59.1	59.182	1:12.410	62.0	3:02.692 (3)	42.95	5.653	10:51:13.722
5 -	51.311	58.1	58.233	1:13.379	62.1	3:02.923	42.90	5.884	10:54:16.645

P10		20 6		Jason METIVIER		Lambretta GP 245			
IDEAL LAP TIME : 2:09.062		BEST LAP TIME :		DIFFERENCE :					
LAP	SECTOR 1	SECTOR 2	SECTOR 3	LAP TIME	MPH	DIFF	TIME OF DAY		
1 -		94.2	41.080	54.201	89.5	2:15.339	57.98		10:41:23.349

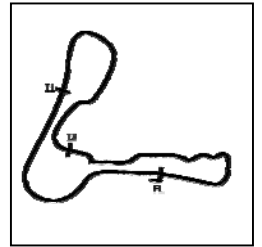
P11		30 6		Chris COOK		Lambretta GP 250			
IDEAL LAP TIME : 2:11.456		BEST LAP TIME :		DIFFERENCE :					
LAP	SECTOR 1	SECTOR 2	SECTOR 3	LAP TIME	MPH	DIFF	TIME OF DAY		
1 -		85.7	41.465	54.864		2:18.850	56.52		10:41:26.860

P12		4 6		Justin PRICE		Lambretta GP 230			
IDEAL LAP TIME : 2:20.595		BEST LAP TIME :		DIFFERENCE :					
LAP	SECTOR 1	SECTOR 2	SECTOR 3	LAP TIME	MPH	DIFF	TIME OF DAY		
1 -		84.5	44.583	58.013	78.7	2:25.046	54.10		10:41:33.056

Time Attack - Rounds 2 & 3 - Cadwell Park - 15th/16th August 2020

BSSO Super Scooters

RACE 5 - SECTOR ANALYSIS



SECTOR 1 = FL to I1, SECTOR 2 = I1 to I2, SECTOR 3 = I2 to FL, DIFF = Difference To Personal Best Lap, P = Crossed Finish Line in Pit Lane, D = Time Disallowed

P13	68	6	Shaun NICKELLS	Lambretta GP 200			
IDEAL LAP TIME : 2:56.460		BEST LAP TIME :		DIFFERENCE :			
LAP	SECTOR 1	SECTOR 2	SECTOR 3	LAP TIME	MPH	DIFF	TIME OF DAY
1 -	67.3	57.616	1:11.538	71.8	3:01.976	43.12	10:42:09.986

Time Attack - Rounds 2 & 3 - Cadwell Park - 15th/16th August 2020

BSSO Super Scooters

RACE 5 - BEST SPEEDS

POS	INTERMEDIATE 1			INTERMEDIATE 2			FINISH LINE		
	NO	NAME	MPH	NO	NAME	MPH	NO	NAME	MPH
1	20	METIVIER	94.2				28	WRIGHT	92.4
2	28	WRIGHT	93.2				25	SHAW	91.4
3	25	SHAW	91.6				20	METIVIER	89.5
4	58	HAMILTON	88.5				58	HAMILTON	86.3
5	8	TATTON	88.1				8	TATTON	84.0
6	89	CHITOGLOU	86.3				89	CHITOGLOU	83.2
7	30	COOK	86.3				27	SCUTT	79.1
8	93	CONNELY	85.5				4	PRICE	78.7
9	4	PRICE	84.5				17	OFFLAND	77.1
10	27	SCUTT	79.7				68	NICKELLS	71.8
11	17	OFFLAND	77.5				74	WEST	71.0
12	74	WEST	69.1				50	HALLAM	67.2
13	68	NICKELLS	67.8						
14	50	HALLAM	63.6						
15									
16									
17									

Weather / Track : Drizzle / Wet

Results can be found at www.tsl-timing.com

Cadwell Park
Circuit Length = 2.1800 miles
Start: 10:39 Flag 10:51 End: 10:54
Printed - 10:55 Sunday, 16 August 2020

Time Attack - Rounds 2 & 3 - Cadwell Park - 15th/16th August 2020

BSSO Super Scooters

RACE 5 - BEST SECTORS

SECTOR 1			SECTOR 2			SECTOR 3			IDEAL / BEST COMPARISON						
POS	NO	NAME	TIME	NO	NAME	TIME	NO	NAME	TIME	POS	NO	NAME	IDEAL	BEST	DIFF
													PERFECT LAP	2:03.712	
1	25	SHAW	33.210	25	SHAW	39.323	28	WRIGHT	51.179	1	25	SHAW	2:03.941	2:04.511	0.570
2	28	WRIGHT	33.739	28	WRIGHT	40.116	25	SHAW	51.408	2	28	WRIGHT	2:05.034	2:05.241	0.207
3	20	METIVIER	33.781	20	METIVIER	41.080	89	CHITOGLOU	53.343	3	20	METIVIER	2:09.062		
4	30	COOK	35.127	30	COOK	41.465	20	METIVIER	54.201	4	30	COOK	2:11.456		
5	89	CHITOGLOU	36.463	89	CHITOGLOU	42.059	30	COOK	54.864	5	89	CHITOGLOU	2:11.865	2:12.096	0.231
6	58	HAMILTON	36.788	58	HAMILTON	43.963	58	HAMILTON	55.678	6	58	HAMILTON	2:16.429	2:16.468	0.039
7	8	TATTON	36.909	8	TATTON	44.344	4	PRICE	58.013	7	8	TATTON	2:19.287	2:20.054	0.767
8	4	PRICE	37.999	4	PRICE	44.583	8	TATTON	58.034	8	4	PRICE	2:20.595		
9	17	OFFLAND	39.089	17	OFFLAND	44.783	17	OFFLAND	1:01.174	9	17	OFFLAND	2:25.046	2:26.014	0.968
10	27	SCUTT	39.960	93	CONNELLY	45.469	74	WEST	1:03.356	10	74	WEST	2:32.535	2:33.391	0.856
11	74	WEST	41.556	74	WEST	47.623	27	SCUTT	1:04.196	11	27	SCUTT	2:32.741	2:32.828	0.087
12	68	NICKELLS	47.306	27	SCUTT	48.585	50	HALLAM	1:10.401	12	50	HALLAM	2:55.658	2:57.039	1.381
13	50	HALLAM	48.687	50	HALLAM	56.570	68	NICKELLS	1:11.538	13	68	NICKELLS	2:56.460		
14				68	NICKELLS	57.616									
15															
16															
17															

Weather / Track : Drizzle / Wet

Results can be found at www.tsl-timing.com

Cadwell Park
 Circuit Length = 2.1800 miles
 Start: 10:39 Flag 10:51 End: 10:54

Printed - 10:55 Sunday, 16 August 2020



Time Attack - Rounds 2 & 3 - Cadwell Park - 15th/16th August 2020

BSSO Super Scooters

RACE 7 - CLASSIFICATION



POS	NO	CL	PIC NAME	ENTRY	LAPS	TIME	GAP	DIFF	MPH	BEST	ON
1	25	6A	1 Tom SHAW	Gilera Runner 198	6	12:42.326			61.76	2:05.640	3
2	4	6	1 Justin PRICE	Lambretta GP 230	6	12:46.251	3.925	3.925	61.45	2:05.887	5
3	20	6	2 Jason METIVIER	Lambretta GP 245	6	13:01.717	19.391	15.466	60.23	2:07.450	2
4	58	6A	2 Stephen HAMILTON	Gilera Runner 172	6	13:36.327	54.001	34.610	57.68	2:13.810	6
5	28	6	3 Stephen WRIGHT	Lambretta DSC RB 250	6	13:38.029	55.703	1.702	57.56	2:15.014	5
6	11	6	4 Drew DUNCAN	Lambretta Jet 200	6	14:01.161	1:18.835	23.132	55.98	2:13.023	5
7	109	6	5 Paul FITZGERALD	Lambretta GP 200	5	13:00.053	1 Lap	1 Lap	50.30	2:33.430	3
8	50	6	6 Philip HALLAM	Lambretta GP 200	5	13:58.193	1 Lap	58.140	46.81	2:44.725	2

NOT CLASSIFIED

DNF	41	6	Stuart DAY	Lambretta GP 200	5	11:53.579	1 Lap		54.99	2:15.610	2
DNF	30	6	Chris COOK	Lambretta GP 250	2	4:38.482	4 Laps	3 Laps	56.36	2:17.681	2
DNF	81	6	James LANCASTER	Lambretta 250 RFS200	2	4:39.003	4 Laps	0.521	56.25	2:15.555	2
DNF	27e	6	Ioannis CHITOGLOU	Vespa Hornet PK 145	1	2:20.972	5 Laps	1 Lap	55.67		

FASTEST LAP

	25	6A	Tom SHAW	Gilera Runner 198	3	2:05.640			62.46 mph	100.52 kph	
	4	6	Justin PRICE	Lambretta GP 230	5	2:05.887			62.34 mph	100.32 kph	

Weather / Track : Drizzle / Wet

These results are provisional until the conclusion of any judicial and technical matters.

Cadwell Park

Circuit Length = 2.1800 miles

Start: 16:42 Flag 16:54 End: 16:56

Clerk Of Course :	Steward :	Timekeeper :
-------------------	-----------	--------------



Time Attack - Rounds 2 & 3 - Cadwell Park - 15th/16th August 2020

BSSO Super Scooters

RACE 7 - CLASSIFICATION BY CLASS



CLASS : BSSO Super - 6

POS	NO	NAME	ENTRY	LAPS	TIME	GAP	DIFF	MPH	BEST	ON
1	4	Justin PRICE	Lambretta GP 230	6	12:46.251			61.45	2:05.887	5
2	20	Jason METIVIER	Lambretta GP 245	6	13:01.717	15.466	15.466	60.23	2:07.450	2
3	28	Stephen WRIGHT	Lambretta DSC RB 250	6	13:38.029	51.778	36.312	57.56	2:15.014	5
4	11	Drew DUNCAN	Lambretta Jet 200	6	14:01.161	1:14.910	23.132	55.98	2:13.023	5
5	109	Paul FITZGERALD	Lambretta GP 200	5	13:00.053	1 Lap	1 Lap	50.30	2:33.430	3
6	50	Philip HALLAM	Lambretta GP 200	5	13:58.193	1 Lap	58.140	46.81	2:44.725	2
DNF	41	Stuart DAY	Lambretta GP 200	5	11:53.579	1 Lap	2:04.614	54.99	2:15.610	2
DNF	30	Chris COOK	Lambretta GP 250	2	4:38.482	4 Laps	3 Laps	56.36	2:17.681	2
DNF	81	James LANCASTER	Lambretta 250 RFS200	2	4:39.003	4 Laps	0.521	56.25	2:15.555	2
DNF	27e	Ioannis CHITOGLOU	Vespa Hornet PK 145	1	2:20.972	5 Laps	1 Lap	55.67		

CLASS : BSSO Super - 6A

POS	NO	NAME	ENTRY	LAPS	TIME	GAP	DIFF	MPH	BEST	ON
1	25	Tom SHAW	Gilera Runner 198	6	12:42.326			61.76	2:05.640	3
2	58	Stephen HAMILTON	Gilera Runner 172	6	13:36.327	54.001	54.001	57.68	2:13.810	6

FASTEST LAP

25	6A	Tom SHAW	Gilera Runner 198 -	3	2:05.640		62.46 mph	100.52 kph
4	6	Justin PRICE	Lambretta GP 230 -	5	2:05.887		62.34 mph	100.32 kph

Weather / Track : Drizzle / Wet

These results are provisional until the conclusion of any judicial and technical matters.

Cadwell Park

Circuit Length = 2.1800 miles

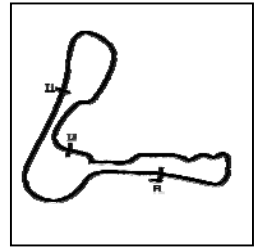
Start: 16:42 Flag 16:54 End: 16:56

Clerk Of Course :	Timekeeper :
-------------------	--------------

Time Attack - Rounds 2 & 3 - Cadwell Park - 15th/16th August 2020

BSSO Super Scooters

RACE 7 - SECTOR ANALYSIS



SECTOR 1 = FL to I1, SECTOR 2 = I1 to I2, SECTOR 3 = I2 to FL, DIFF = Difference To Personal Best Lap, P = Crossed Finish Line in Pit Lane, D = Time Disallowed

P1 25 6A Tom SHAW		Gilera Runner 198								
IDEAL LAP TIME : 2:04.870		BEST LAP TIME : 2:05.640		DIFFERENCE : 0.770						
LAP	SECTOR 1	SECTOR 2	SECTOR 3	LAP TIME	MPH	DIFF	TIME OF DAY			
1 -		89.7	40.182	51.608	89.8	2:10.637	60.07	4.997	16:44:13.722	
2 -	34.367	90.1	40.330	51.968	89.7	2:06.665	61.95	1.025	16:46:20.387	
3 -	33.878	89.7	39.824	51.938	90.0	2:05.640 (1)	62.46		16:48:26.027	
4 -	34.235	89.9	39.597	52.107	89.7	2:05.939 (2)	62.31	0.299	16:50:31.966	
5 -	34.532	89.2	40.330	52.118	89.3	2:06.980	61.80	1.340	16:52:38.946	
6 -	33.767	89.7	39.495	53.203	89.0	2:06.465 (3)	62.05	0.825	16:54:45.411	

P2 4 6 Justin PRICE		Lambretta GP 230								
IDEAL LAP TIME : 2:05.491		BEST LAP TIME : 2:05.887		DIFFERENCE : 0.396						
LAP	SECTOR 1	SECTOR 2	SECTOR 3	LAP TIME	MPH	DIFF	TIME OF DAY			
1 -		86.2	39.100	54.019	82.5	2:13.536	58.77	7.649	16:44:16.621	
2 -	34.423	82.7	39.251	53.707	82.3	2:07.381	61.61	1.494	16:46:24.002	
3 -	34.644	82.4	39.073	52.521	80.8	2:06.238 (3)	62.16	0.351	16:48:30.240	
4 -	34.403	82.6	38.696	52.891	80.0	2:05.990 (2)	62.29	0.103	16:50:36.230	
5 -	34.274	82.5	38.897	52.716	81.3	2:05.887 (1)	62.34		16:52:42.117	
6 -	34.459	79.4	39.409	53.351	78.7	2:07.219	61.68	1.332	16:54:49.336	

P3 20 6 Jason METIVIER		Lambretta GP 245								
IDEAL LAP TIME : 2:06.148		BEST LAP TIME : 2:07.450		DIFFERENCE : 1.302						
LAP	SECTOR 1	SECTOR 2	SECTOR 3	LAP TIME	MPH	DIFF	TIME OF DAY			
1 -		91.9	39.731	53.734	89.0	2:12.814	59.09	5.364	16:44:15.899	
2 -	33.292	91.0	40.930	53.228	89.8	2:07.450 (1)	61.57		16:46:23.349	
3 -	33.189	90.5	40.372	55.414	89.5	2:08.975 (2)	60.84	1.525	16:48:32.324	
4 -	34.038	91.3	40.809	55.925	89.7	2:10.772	60.01	3.322	16:50:43.096	
5 -	33.926	90.6	41.130	55.686	87.6	2:10.742 (3)	60.02	3.292	16:52:53.838	
6 -	34.035	90.5	41.640	55.289	88.8	2:10.964	59.92	3.514	16:55:04.802	

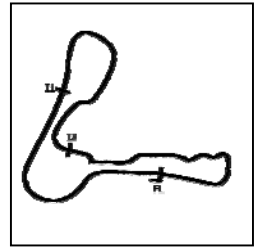
P4 58 6A Stephen HAMILTON		Gilera Runner 172								
IDEAL LAP TIME : 2:12.699		BEST LAP TIME : 2:13.810		DIFFERENCE : 1.111						
LAP	SECTOR 1	SECTOR 2	SECTOR 3	LAP TIME	MPH	DIFF	TIME OF DAY			
1 -		90.9	42.138	56.138	86.3	2:19.721	56.16	5.911	16:44:22.806	
2 -	36.405	87.7	43.682	56.968	85.3	2:17.055	57.26	3.245	16:46:39.861	
3 -	36.490	86.2	42.444	55.204	84.7	2:14.138 (2)	58.50	0.328	16:48:53.999	
4 -	36.151	87.8	43.469	56.885	85.4	2:16.505	57.49	2.695	16:51:10.504	
5 -	35.880	88.1	43.503	55.715	85.8	2:15.098 (3)	58.09	1.288	16:53:25.602	
6 -	35.761	79.7	43.249	54.800	85.7	2:13.810 (1)	58.65		16:55:39.412	

P5 28 6 Stephen WRIGHT		Lambretta DSC RB 250								
IDEAL LAP TIME : 2:13.190		BEST LAP TIME : 2:15.014		DIFFERENCE : 1.824						
LAP	SECTOR 1	SECTOR 2	SECTOR 3	LAP TIME	MPH	DIFF	TIME OF DAY			
1 -		93.7	42.250	55.363	90.3	2:18.658	56.59	3.644	16:44:21.743	
2 -	35.998	87.4	42.926	57.003	89.5	2:15.927 (3)	57.73	0.913	16:46:37.670	
3 -	35.695	90.8	43.527	56.092	88.4	2:15.314 (2)	57.99	0.300	16:48:52.984	
4 -	36.600	86.5	43.853	56.412	87.4	2:16.865	57.34	1.851	16:51:09.849	
5 -	36.027	91.9	43.742	55.245	90.3	2:15.014 (1)	58.12		16:53:24.863	
6 -	36.155	79.6	44.455	55.641	88.3	2:16.251	57.60	1.237	16:55:41.114	

Time Attack - Rounds 2 & 3 - Cadwell Park - 15th/16th August 2020

BSSO Super Scooters

RACE 7 - SECTOR ANALYSIS



SECTOR 1 = FL to I1, SECTOR 2 = I1 to I2, SECTOR 3 = I2 to FL, DIFF = Difference To Personal Best Lap, P = Crossed Finish Line in Pit Lane, D = Time Disallowed

P6 11 6		Drew DUNCAN		Lambretta Jet 200					
IDEAL LAP TIME : 2:12.371		BEST LAP TIME : 2:13.023		DIFFERENCE : 0.652					
LAP	SECTOR 1	SECTOR 2	SECTOR 3	LAP TIME	MPH	DIFF	TIME OF DAY		
1 -		84.5	43.983	58.529	83.8	2:27.416	53.23	14.393	16:44:30.501
2 -	37.925	83.2	44.376	58.602	82.5	2:20.903	55.69	7.880	16:46:51.404
3 -	45.181	44.2	47.546	57.597	83.5	2:30.324	52.20	17.301	16:49:21.728
4 -	35.580	84.4	42.209	56.612	81.2	2:14.401 (2)	58.39	1.378	16:51:36.129
5 -	35.407	84.4	42.183	55.433	84.0	2:13.023 (1)	58.99		16:53:49.152
6 -	35.194	85.5	41.744	58.156	57.4	2:15.094 (3)	58.09	2.071	16:56:04.246

P7 109 6		Paul FITZGERALD		Lambretta GP 200					
IDEAL LAP TIME : 2:32.876		BEST LAP TIME : 2:33.430		DIFFERENCE : 0.554					
LAP	SECTOR 1	SECTOR 2	SECTOR 3	LAP TIME	MPH	DIFF	TIME OF DAY		
1 -		81.6	50.644	1:04.189	78.4	2:43.877	47.88	10.447	16:44:46.962
2 -	39.570	79.7	50.420	1:04.041	78.4	2:34.031 (3)	50.95	0.601	16:47:20.993
3 -	39.652	80.2	50.083	1:03.695	78.1	2:33.430 (1)	51.15		16:49:54.423
4 -	39.500	74.2	50.909	1:03.293	78.0	2:33.702 (2)	51.06	0.272	16:52:28.125
5 -	40.240	74.3	50.960	1:03.813	76.9	2:35.013	50.62	1.583	16:55:03.138

P8 50 6		Philip HALLAM		Lambretta GP 200					
IDEAL LAP TIME : 2:42.715		BEST LAP TIME : 2:44.725		DIFFERENCE : 2.010					
LAP	SECTOR 1	SECTOR 2	SECTOR 3	LAP TIME	MPH	DIFF	TIME OF DAY		
1 -		64.2	50.846	1:06.886	68.3	2:50.731	45.96	6.006	16:44:53.816
2 -	45.008	63.1	52.761	1:06.956	67.7	2:44.725 (1)	47.64		16:47:38.541
3 -	46.045	61.9	53.603	1:08.172	66.2	2:47.820 (3)	46.76	3.095	16:50:26.361
4 -	46.538	57.8	53.645	1:07.739	64.9	2:47.922	46.73	3.197	16:53:14.283
5 -	47.568	56.5	52.566	1:06.861	67.7	2:46.995 (2)	46.99	2.270	16:56:01.278

P9 41 6		Stuart DAY		Lambretta GP 200					
IDEAL LAP TIME : 2:14.565		BEST LAP TIME : 2:15.610		DIFFERENCE : 1.045					
LAP	SECTOR 1	SECTOR 2	SECTOR 3	LAP TIME	MPH	DIFF	TIME OF DAY		
1 -		84.7	43.830	55.476		2:21.264	55.55	5.654	16:44:24.349
2 -	36.473	83.6	43.081	56.056	87.6	2:15.610 (1)	57.87		16:46:39.959
3 -	37.433	59.0	53.071	57.784	71.2	2:28.288 (3)	52.92	12.678	16:49:08.247
4 -	41.173	69.8	47.162	1:00.040	77.3	2:28.375	52.89	12.765	16:51:36.622
5 -	36.008	82.2	45.676	58.358		2:20.042 (2)	56.04	4.432	16:53:56.664

P10 30 6		Chris COOK		Lambretta GP 250					
IDEAL LAP TIME : 2:14.180		BEST LAP TIME : 2:17.681		DIFFERENCE : 3.501					
LAP	SECTOR 1	SECTOR 2	SECTOR 3	LAP TIME	MPH	DIFF	TIME OF DAY		
1 -		87.8	42.375	55.962		2:20.801	55.73	3.120	16:44:23.886
2 -	35.843	86.8	43.590	58.248		2:17.681 (1)	57.00		16:46:41.567

P11 81 6		James LANCASTER		Lambretta 250 RFS200					
IDEAL LAP TIME : 2:14.940		BEST LAP TIME : 2:15.555		DIFFERENCE : 0.615					
LAP	SECTOR 1	SECTOR 2	SECTOR 3	LAP TIME	MPH	DIFF	TIME OF DAY		
1 -		84.9	42.838	57.229		2:23.448	54.70	7.893	16:44:26.533
2 -	35.188	83.7	42.523	57.844		2:15.555 (1)	57.89		16:46:42.088

P12 27e 6		Ioannis CHITOGLOU		Vespa Hornet PK 145					
IDEAL LAP TIME : 2:13.973		BEST LAP TIME :		DIFFERENCE :					
LAP	SECTOR 1	SECTOR 2	SECTOR 3	LAP TIME	MPH	DIFF	TIME OF DAY		
1 -		83.3	42.042	55.889	81.8	2:20.972	55.67		16:44:24.057

Time Attack - Rounds 2 & 3 - Cadwell Park - 15th/16th August 2020

BSSO Super Scooters

RACE 7 - LAP CHART

LAP 1 @ 16:44:13.722			LAP 2 @ 16:46:20.387			LAP 3 @ 16:48:26.027			LAP 4 @ 16:50:31.966			LAP 5 @ 16:52:38.946		
NO	BEHIND	LAP TIME	NO	BEHIND	LAP TIME	NO	BEHIND	LAP TIME	NO	BEHIND	LAP TIME	NO	BEHIND	LAP TIME
25		2:10.637	25		2:06.665	25		2:05.640	25		2:05.939	25		2:06.980
20	2.177	2:12.814	20	2.962	2:07.450	4	4.213	2:06.238	4	4.264	2:05.990	4	3.171	2:05.887
4	2.899	2:13.536	4	3.615	2:07.381	20	6.297	2:08.975	20	11.130	2:10.772	20	14.892	2:10.742
28	8.021	2:18.658	28	17.283	2:15.927	28	26.957	2:15.314	28	37.883	2:16.865	50	1 Lap	2:47.922
58	9.084	2:19.721	58	19.474	2:17.055	58	27.972	2:14.138	58	38.538	2:16.505	28	45.917	2:15.014
30	10.164	2:20.801	41	19.572	2:15.610	41	42.220	2:28.288	11	1:04.163	2:14.401	58	46.656	2:15.098
27e	10.335	2:20.972	30	21.180	2:17.681	11	55.701	2:30.324	41	1:04.656	2:28.375	11	1:10.206	2:13.023
41	10.627	2:21.264	81	21.701	2:15.555	109	1:28.396	2:33.430	109	1:56.159	2:33.702	41	1:17.718	2:20.042
81	12.811	2:23.448	11	31.017	2:20.903	50	2:00.334	2:47.820						
11	16.779	2:27.416	109	1:00.606	2:34.031									
109	33.240	2:43.877	50	1:18.154	2:44.725									
50	40.094	2:50.731												

Weather / Track : Drizzle / Wet

Results can be found at www.tsl-timing.com

Page 1 of 2

Cadwell Park
 Circuit Length = 2.1800 miles
 Start: 16:42 Flag 16:54 End: 16:56

Printed - 17:00 Sunday, 16 August 2020

Time Attack - Rounds 2 & 3 - Cadwell Park - 15th/16th August 2020

BSSO Super Scooters

RACE 7 - LAP CHART

LAP 6 @ 16:54:45.411		
NO	BEHIND	LAP TIME
25		2:06.465
4	3.925	2:07.219
109	1 Lap	2:35.013
20	19.391	2:10.964
58	54.001	2:13.810
28	55.703	2:16.251
50	1 Lap	2:46.995
11	1:18.835	2:15.094

Time Attack - Rounds 2 & 3 - Cadwell Park - 15th/16th August 2020

BSSO Super Scooters

RACE 7 - BEST SPEEDS

POS	INTERMEDIATE 1			INTERMEDIATE 2			FINISH LINE		
	NO	NAME	MPH	NO	NAME	MPH	NO	NAME	MPH
1	28	WRIGHT	93.7				28	WRIGHT	90.3
2	20	METIVIER	91.9				25	SHAW	90.0
3	58	HAMILTON	90.9				20	METIVIER	89.8
4	25	SHAW	90.1				41	DAY	87.6
5	30	COOK	87.8				58	HAMILTON	86.3
6	4	PRICE	86.2				11	DUNCAN	84.0
7	11	DUNCAN	85.5				4	PRICE	82.5
8	81	LANCASTER	84.9				27e	CHITOGLOU	81.8
9	41	DAY	84.7				109	FITZGERALD	78.4
10	27e	CHITOGLOU	83.3				50	HALLAM	68.3
11	109	FITZGERALD	81.6						
12	50	HALLAM	64.2						

Weather / Track : Drizzle / Wet

Results can be found at www.tsl-timing.com

Cadwell Park
Circuit Length = 2.1800 miles
Start: 16:42 Flag 16:54 End: 16:56
Printed - 16:59 Sunday, 16 August 2020

Time Attack - Rounds 2 & 3 - Cadwell Park - 15th/16th August 2020

BSSO Super Scooters

RACE 7 - BEST SECTORS

SECTOR 1			SECTOR 2			SECTOR 3			IDEAL / BEST COMPARISON						
POS	NO	NAME	TIME	NO	NAME	TIME	NO	NAME	TIME	POS	NO	NAME	IDEAL	BEST	DIFF
													PERFECT LAP	2:03.493	
1	20	METIVIER	33.189	4	PRICE	38.696	25	SHAW	51.608	1	25	SHAW	2:04.870	2:05.640	0.770
2	25	SHAW	33.767	25	SHAW	39.495	4	PRICE	52.521	2	4	PRICE	2:05.491	2:05.887	0.396
3	4	PRICE	34.274	20	METIVIER	39.731	20	METIVIER	53.228	3	20	METIVIER	2:06.148	2:07.450	1.302
4	81	LANCASTER	35.188	11	DUNCAN	41.744	58	HAMILTON	54.800	4	11	DUNCAN	2:12.371	2:13.023	0.652
5	11	DUNCAN	35.194	27e	CHITOGLOU	42.042	28	WRIGHT	55.245	5	58	HAMILTON	2:12.699	2:13.810	1.111
6	28	WRIGHT	35.695	58	HAMILTON	42.138	11	DUNCAN	55.433	6	28	WRIGHT	2:13.190	2:15.014	1.824
7	58	HAMILTON	35.761	28	WRIGHT	42.250	41	DAY	55.476	7	27e	CHITOGLOU	2:13.973		
8	30	COOK	35.843	30	COOK	42.375	27e	CHITOGLOU	55.889	8	30	COOK	2:14.180	2:17.681	3.501
9	41	DAY	36.008	81	LANCASTER	42.523	30	COOK	55.962	9	41	DAY	2:14.565	2:15.610	1.045
10	27e	CHITOGLOU	36.042	41	DAY	43.081	81	LANCASTER	57.229	10	81	LANCASTER	2:14.940	2:15.555	0.615
11	109	FITZGERALD	39.500	109	FITZGERALD	50.083	109	FITZGERALD	1:03.293	11	109	FITZGERALD	2:32.876	2:33.430	0.554
12	50	HALLAM	45.008	50	HALLAM	50.846	50	HALLAM	1:06.861	12	50	HALLAM	2:42.715	2:44.725	2.010

Weather / Track : Drizzle / Wet

Results can be found at www.tsl-timing.com

Cadwell Park
 Circuit Length = 2.1800 miles
 Start: 16:42 Flag 16:54 End: 16:56

Printed - 16:59 Sunday, 16 August 2020