

BRITISH HISTORIC RACING

THREE SISTERS RESULTS

Saturday 10th / Sunday 11th August 2019

RESULTS BY



HS Sports Ltd
Varey Road, Eaton Bank Trading Estate
Congleton, Cheshire CW12 1UW
Tel. +44 (0)1260 275708
Fax +44 (0)1260 278352
www.hssports.co.uk



ACU BRITISH SCOOTER STOCK CHAMPIONSHIP

RESULT - RACE 11

Pl	No	Evt	Name	Machine	Laps	Time	Behind	MPH	Best Lap on	MPH
1	6	4	Darren CONNELLY	Scooter	7	8:16.78		46.43	1:09.47	3 47.43
2	36	10	Nikita MCNALLY	Piaggio Zip 80	7	8:22.92	6.14	45.86	1:09.84	5 47.18
3	86	4	Jason METIVIER	Lambretta GP 205	7	8:23.63	6.85	45.80	1:10.83	7 46.52
4	93	4	Steven CONNEELY	Lambretta SX200	7	8:37.26	20.48	44.59	1:12.55	6 45.42
5	58	AP	Stephen HAMILTON	Gilera Runner 180	7	8:38.46	21.68	44.49	1:12.21	6 45.63
6	25	AP	Tom SHAW	Scomadi TL200	7	8:49.16	32.38	43.59	1:13.91	2 44.58
7	76	4e	Peter MOLKENTHIN	Lambretta GP200	7	8:55.01	38.23	43.11	1:12.15	7 45.67
8	41	4e	Stuart DAY	Lambretta GP 200	7	8:55.19	38.41	43.10	1:13.87	7 44.61
9	5	Ev	Justin PRICE	Lambretta DSC RB20	7	9:00.90	44.12	42.64	1:15.02	7 43.92
10	4	Ev	Graham TATTON	Lambretta GP200	7	9:01.26	44.48	42.61	1:14.54	5 44.21
11	46	Ev	David DELANEY	Vespa 90SS 132	7	9:08.43	51.65	42.06	1:15.87	6 43.43
12	74	4	Bob WEST	Lambretta Taffspeed	7	9:14.85	58.07	41.57	1:17.00	6 42.79
13	17	Ev	Justin OFFLAND	Lambretta GP200	7	9:25.76	1:08.98	40.77	1:17.55	4 42.49
14	19	10	Mark SHIRLEY	Piaggio Zip 77	6	8:26.11	1 Lap	39.06	1:20.66	2 40.85
15	29	Ev	Rob FIELDER	Vespa PX 177	6	8:40.29	1 Lap	38.00	1:24.78	6 38.87
16	67	AP	Danny LODER	Piaggio Zip 77	6	9:08.81	1 Lap	36.02	1:25.92	4 38.35
17	109	4	Paul FITZGERALD	Lambretta GP 205	5	8:21.52	2 Laps	32.85	1:37.20	4 33.90
Not-Classified										
10	4e		Drew DUNCAN	Jet 200	6	7:43.00	DNF	42.70	1:15.13	6 43.86
52	Ev		John WOODS	Lambretta GP200	4	5:32.03	DNF	39.70	1:20.62	2 40.87
92	Ev		Tim SIMPSON	Lambretta GP 200	3	4:41.11	DNF	35.17	1:29.36	2 36.87

Fastest Lap

6 4 Darren CONNELLY Scooter 1:09.47 3 47.43

Start Time : 17:06

Three Sisters

10 Aug 19 17:20

Clerk of Course :

Time Issued :

Chief Timekeeper : Graham Marshall

THESE RESULTS ARE PROVISIONAL UNTIL THE CONCLUSION OF ANY JUDICIAL AND TECHNICAL MATTERS

HS Sports Timing and Results Systems - Results and Lap Times at www.theresultslive.co.uk


RACE GRID

ACU BRITISH SCOOTER STOCK CHAMPIONSHIP

RACES 11, 24, 35

ROW 7	109 01:31.520 Paul FITZGERALD	92 01:27.050 Tim SIMPSON	29 01:25.700 Rob FIELDER
ROW 6	67 01:24.340 Danny LODER	19 01:22.930 Mark SHIRLEY	41 01:20.090 Stuart DAY
ROW 5	74 01:19.460 Bob WEST	52 01:19.330 John WOODS	17 01:18.470 Justin OFFLAND
ROW 4	81 01:18.230 James LANCASTER	10 01:18.090 Drew DUNCAN	76 01:17.940 Peter MOLKENTHIN
ROW 3	5 01:17.590 Justin PRICE	4 01:17.340 Graham TATTON	58 01:16.380 Stephen HAMILTON
ROW 2	46 01:15.940 David DELANEY	25 01:15.380 Tom SHAW	93 01:15.140 Steven CONNEELY
ROW 1	36 01:13.640 Nikita MCNALLY	6 01:12.240 Darren CONNELLY	86 01:12.050 Jason METIVIER

POLE





RESULT - RACE 11

EVENT 10

PI	No	Evt	Name	Machine	Laps	Time	MPH	Best Lap on	MPH
1	36	10	Nikita MCNALLY	Piaggio Zip 80	7	8:22.92	45.86	1:09.84	5 47.18
2	19	10	Mark SHIRLEY	Piaggio Zip 77	6	8:26.11	39.06	1:20.66	2 40.85

Fastest Lap

36 10 Nikita MCNALLY Piaggio Zip 80 1:09.84 5 47.18

EVENT 4

PI	No	Evt	Name	Machine	Laps	Time	MPH	Best Lap on	MPH
1	6	4	Darren CONNELLY	Scooter	7	8:16.78	46.43	1:09.47	3 47.43
2	86	4	Jason METIVIER	Lambretta GP 205	7	8:23.63	45.80	1:10.83	7 46.52
3	93	4	Steven CONNEELY	Lambretta SX200	7	8:37.26	44.59	1:12.55	6 45.42
4	74	4	Bob WEST	Lambretta Taffspeed	7	9:14.85	41.57	1:17.00	6 42.79
5	109	4	Paul FITZGERALD	Lambretta GP 205	5	8:21.52	32.85	1:37.20	4 33.90

Fastest Lap

6 4 Darren CONNELLY Scooter 1:09.47 3 47.43

EVENT 4e

PI	No	Evt	Name	Machine	Laps	Time	MPH	Best Lap on	MPH
1	76	4e	Peter MOLKENTHIN	Lambretta GP200	7	8:55.01	43.11	1:12.15	7 45.67
2	41	4e	Stuart DAY	Lambretta GP 200	7	8:55.19	43.10	1:13.87	7 44.61

Not-Classified

10 4e Drew DUNCAN Jet 200 6 7:43.00 DNF 42.70 1:15.13 6 43.86

Fastest Lap

76 4e Peter MOLKENTHIN Lambretta GP200 1:12.15 7 45.67

Start Time : 17:06

Three Sisters

10 Aug 19 17:20

Clerk of Course :

Time Issued :

Chief Timekeeper : Graham Marshall

THESE RESULTS ARE PROVISIONAL UNTIL THE CONCLUSION OF ANY JUDICIAL AND TECHNICAL MATTERS

HS Sports Timing and Results Systems - Results and Lap Times at www.theresultslive.co.uk

BRITISH HISTORIC RACING

RESULT - RACE 11

EVENT AP

PI	No	Evt	Name	Machine	Laps	Time	MPH	Best Lap on	MPH
1	58	AP	Stephen HAMILTON	Gilera Runner 180	7	8:38.46	44.49	1:12.21	6 45.63
2	25	AP	Tom SHAW	Scomadi TL200	7	8:49.16	43.59	1:13.91	2 44.58
3	67	AP	Danny LODER	Piaggio Zip 77	6	9:08.81	36.02	1:25.92	4 38.35

Fastest Lap

58 AP Stephen HAMILTON Gilera Runner 180 1:12.21 6 45.63

EVENT Ev

PI	No	Evt	Name	Machine	Laps	Time	MPH	Best Lap on	MPH
1	5	Ev	Justin PRICE	Lambretta DSC RB20	7	9:00.90	42.64	1:15.02	7 43.92
2	4	Ev	Graham TATTON	Lambretta GP200	7	9:01.26	42.61	1:14.54	5 44.21
3	46	Ev	David DELANEY	Vespa 90SS 132	7	9:08.43	42.06	1:15.87	6 43.43
4	17	Ev	Justin OFFLAND	Lambretta GP200	7	9:25.76	40.77	1:17.55	4 42.49
5	29	Ev	Rob FIELDER	Vespa PX 177	6	8:40.29	38.00	1:24.78	6 38.87

Not-Classified

52 Ev John WOODS Lambretta GP200 4 5:32.03 DNF 39.70 1:20.62 2 40.87
92 Ev Tim SIMPSON Lambretta GP 200 3 4:41.11 DNF 35.17 1:29.36 2 36.87

Fastest Lap

4 Ev Graham TATTON Lambretta GP200 1:14.54 5 44.21

Start Time : 17:06

Three Sisters

10 Aug 19 17:20

Clerk of Course :

Time Issued :

Chief Timekeeper : Graham Marshall

THESE RESULTS ARE PROVISIONAL UNTIL THE CONCLUSION OF ANY JUDICIAL AND TECHNICAL MATTERS

HS Sports Timing and Results Systems - Results and Lap Times at www.theresultslive.co.uk

ACU BRITISH SCOOTER STOCK CHAMPIONSHIP

LAP TIMES - RACE 11

4	Graham TATTON										
	Lap	1	2	3	4	5	6	7	8	9	10
	1	1:25.26	1:18.39	1:17.29	1:15.47	1:14.54	1:15.12	1:15.19			
5	Justin PRICE										
	Lap	1	2	3	4	5	6	7	8	9	10
	1	1:23.46	1:17.23	1:16.53	1:16.53	1:16.47	1:15.66	1:15.02			
6	Darren CONNELLY										
	Lap	1	2	3	4	5	6	7	8	9	10
	1	1:14.02	1:09.97	1:09.47	1:09.83	1:10.73	1:10.83	1:11.93			
10	Drew DUNCAN										
	Lap	1	2	3	4	5	6	7	8	9	10
	1	1:22.81	1:16.92	1:16.36	1:15.71	1:16.07	1:15.13				
17	Justin OFFLAND										
	Lap	1	2	3	4	5	6	7	8	9	10
	1	1:27.72	1:21.06	1:21.51	1:17.55	1:18.40	1:19.24	1:20.28			
19	Mark SHIRLEY										
	Lap	1	2	3	4	5	6	7	8	9	10
	1	1:27.50	1:20.66	1:21.96	1:21.77	1:27.64	1:26.58				
25	Tom SHAW										
	Lap	1	2	3	4	5	6	7	8	9	10
	1	1:21.72	1:13.91	1:13.91	1:14.82	1:14.26	1:15.64	1:14.90			
29	Rob FIELDER										
	Lap	1	2	3	4	5	6	7	8	9	10
	1	1:32.31	1:25.39	1:26.20	1:26.12	1:25.49	1:24.78				
36	Nikita MCNALLY										
	Lap	1	2	3	4	5	6	7	8	9	10
	1	1:18.64	1:11.79	1:10.93	1:10.46	1:09.84	1:10.71	1:10.55			
41	Stuart DAY										
	Lap	1	2	3	4	5	6	7	8	9	10
	1	1:24.05	1:15.95	1:15.32	1:15.02	1:15.57	1:15.41	1:13.87			
46	David DELANEY										
	Lap	1	2	3	4	5	6	7	8	9	10
	1	1:25.09	1:18.28	1:17.44	1:17.04	1:16.45	1:15.87	1:18.26			
52	John WOODS										
	Lap	1	2	3	4	5	6	7	8	9	10
	1	1:28.39	1:20.62	1:21.48	1:21.54						
58	Stephen HAMILTON										
	Lap	1	2	3	4	5	6	7	8	9	10
	1	1:19.46	1:13.85	1:13.34	1:13.70	1:12.99	1:12.21	1:12.91			

67	Danny LODER									
Lap	1	2	3	4	5	6	7	8	9	10
1	1:30.64	1:52.08	1:27.91	1:25.92	1:26.20	1:26.06				
74	Bob WEST									
Lap	1	2	3	4	5	6	7	8	9	10
1	1:27.87	1:17.98	1:17.17	1:17.67	1:18.27	1:17.00	1:18.89			
76	Peter MOLKENTHIN									
Lap	1	2	3	4	5	6	7	8	9	10
1	1:24.85	1:16.20	1:17.94	1:13.26	1:15.99	1:14.62	1:12.15			
86	Jason METIVIER									
Lap	1	2	3	4	5	6	7	8	9	10
1	1:14.47	1:11.40	1:11.13	1:11.85	1:12.07	1:11.88	1:10.83			
92	Tim SIMPSON									
Lap	1	2	3	4	5	6	7	8	9	10
1	1:36.09	1:29.36	1:35.66							
93	Steven CONNEELY									
Lap	1	2	3	4	5	6	7	8	9	10
1	1:18.46	1:14.29	1:12.97	1:13.06	1:12.86	1:12.55	1:13.07			
109	Paul FITZGERALD									
Lap	1	2	3	4	5	6	7	8	9	10
1	1:47.70	1:41.42	1:37.84	1:37.20	1:37.36					

Lap Chart

ACU BRITISH SCOOTER STOCK CHAMPIONSHIP - RACE 11

Lap 1		Lap 2		Lap 3		Lap 4		Lap 5		Lap 6		Lap 7		Lap 8		Lap 9		Lap 10		
No	Time	No	Time	No	Time	No	Time	No	Time	No	Time	No	Time	No	Time	No	Time	No	Time	
6	1:14.02	6	2:23.99	6	3:33.46	6	4:43.29	6	5:54.02	6	7:04.85	6	8:16.78							
86	1:14.47	86	2:25.87	86	3:37.00	86	4:48.85	86	6:00.92	36	7:12.37	109	8:21.52	*2						
93	1:18.46	36	2:30.43	36	3:41.36	67	4:50.63	*1	36	6:01.66	86	7:12.80	36	8:22.92						
36	1:18.64	93	2:32.75	93	3:45.72	36	4:51.82		93	6:11.64	29	7:15.51	*1	86	8:23.63					
58	1:19.46	58	2:33.31	58	3:46.65	93	4:58.78		58	6:13.34	93	7:24.19		19	8:26.11	*1				
25	1:21.72	25	2:35.63	25	3:49.54	58	5:00.35		67	6:16.55	*1	58	7:25.55		93	8:37.26				
10	1:22.81	10	2:39.73	41	3:55.32	25	5:04.36		25	6:18.62		25	7:34.26		58	8:38.46				
5	1:23.46	41	2:40.00	10	3:56.09	109	5:06.96	*1	41	6:25.91		41	7:41.32		29	8:40.29	*1			
41	1:24.05	5	2:40.69	5	3:57.22	41	5:10.34		10	6:27.87		67	7:42.75	*1	25	8:49.16				
76	1:24.85	76	2:41.05	76	3:58.99	10	5:11.80		76	6:28.24		76	7:42.86		76	8:55.01				
46	1:25.09	46	2:43.37	46	4:00.81	76	5:12.25		5	6:30.22		10	7:43.00		41	8:55.19				
4	1:25.26	4	2:43.65	4	4:00.94	5	5:13.75		4	6:30.95		5	7:45.88		5	9:00.90				
19	1:27.50	74	2:45.85	74	4:03.02	4	5:16.41		46	6:34.30		4	7:46.07		4	9:01.26				
17	1:27.72	19	2:48.16	19	4:10.12	46	5:17.85		74	6:38.96		46	7:50.17		46	9:08.43				
74	1:27.87	17	2:48.78	17	4:10.29	74	5:20.69		109	6:44.16	*1	74	7:55.96		67	9:08.81	*1			
52	1:28.39	52	2:49.01	52	4:10.49	17	5:27.84		17	6:46.24		17	8:05.48		74	9:14.85				
67	1:30.64	29	2:57.70	29	4:23.90	19	5:31.89		19	6:59.53					17	9:25.76				
29	1:32.31	92	3:05.45	92	4:41.11	52	5:32.03													
92	1:36.09	67	3:22.72			29	5:50.02													
109	1:47.70	109	3:29.12																	



ACU BRITISH SUPER SCOOTER CHAMPIONSHIP

RESULT - RACE 17

Pl	No	Evt	Name	Machine	Laps	Time	Behind	MPH	Best Lap on	MPH
1	20	6	Darren CONNELLY	Scooter	7	8:09.63		47.11	1:08.51	3 48.10
2	7	6	Warren WILKINSON	Lambretta GP 225	7	8:17.72	8.09	46.34	1:09.35	4 47.51
3	36	6a	Nikita MCNALLY	Piaggio Zip 90	7	8:23.35	13.72	45.82	1:09.66	2 47.30
4	30	6	Chris COOK	Lambretta CST Quattrini	7	8:28.28	18.65	45.38	1:11.54	3 46.06
5	41	6	Stuart DAY	Lambretta GP 230	7	8:42.38	32.75	44.15	1:12.43	6 45.49
6	4	6	Stephen WRIGHT	Lambretta DSC RB250	7	8:42.50	32.87	44.14	1:11.61	7 46.01
7	60	6	Justin PRICE	Lambretta DSC RB230	7	8:54.35	44.72	43.17	1:13.93	7 44.57
8	63	6	David BRISTOW	Vespa Hornet P260	7	8:56.81	47.18	42.97	1:14.05	6 44.50
9	52	6a	John WOODS	Gilera Runner Special	7	9:03.09	53.46	42.47	1:16.29	6 43.19
10	58	6	Stephen HAMILTON	Gilera Runner 180	7	9:07.58	57.95	42.12	1:16.77	4 42.92
11	47	6	Graham TATTON	Lambretta GP200	7	9:07.93	58.30	42.10	1:16.04	4 43.33
12	17	6	Justin OFFLAND	Lambretta GP200	7	9:11.55	1:01.92	41.82	1:16.35	7 43.16
13	76	6	Peter MOLKENTHIN	Lambretta GP200	7	9:11.67	1:02.04	41.81	1:15.30	7 43.76
14	10	6	Drew DUNCAN	Jet 200	7	9:34.22	1:24.59	40.17	1:17.75	5 42.38

Fastest Lap

20 6 Darren CONNELLY Scooter 1:08.51 3 48.10

Start Time : 10:30

Three Sisters

11 Aug 19 10:41


Clerk of Course :

Time Issued :


Chief Timekeeper : Graham Marshall

THESE RESULTS ARE PROVISIONAL UNTIL THE CONCLUSION OF ANY JUDICIAL AND TECHNICAL MATTERS

HS Sports Timing and Results Systems - Results and Lap Times at www.theresultslive.co.uk



RACE GRID




ACU BRITISH SUPER SCOOTER CHAMPIONSHIP

RACE 17

ROW 7			46 01:26.150 David DELANEY
ROW 6	67 01:24.820 Danny LODER	81 01:24.350 James LANCASTER	41 01:19.020 Stuart DAY
ROW 5	76 01:18.620 Peter MOLKENTHIN	10 01:18.060 Drew DUNCAN	47 01:18.030 Graham TATTON
ROW 4	63 01:17.060 David BRISTOW	17 01:16.800 Justin OFFLAND	58 01:15.620 Stephen HAMILTON
ROW 3	25 01:14.130 Tom SHAW	60 01:13.210 Justin PRICE	7 01:12.680 Warren WILKINSON
ROW 2	86 01:12.570 Jason METIVIER	52 01:12.410 John WOODS	4 01:12.340 Stephen WRIGHT
ROW 1	30 01:11.690 Chris COOK	36 01:10.300 Nikita MCNALLY	20 01:08.980 Darren CONNELLY

POLE



BRITISH HISTORIC RACING

RESULT - RACE 17

EVENT 6

PI	No	Evt	Name	Machine	Laps	Time	MPH	Best Lap on	MPH
1	20	6	Darren CONNELLY	Scooter	7	8:09.63	47.11	1:08.51	3 48.10
2	7	6	Warren WILKINSON	Lambretta GP 225	7	8:17.72	46.34	1:09.35	4 47.51
3	30	6	Chris COOK	Lambretta CST Quattrini	7	8:28.28	45.38	1:11.54	3 46.06
4	41	6	Stuart DAY	Lambretta GP 230	7	8:42.38	44.15	1:12.43	6 45.49
5	4	6	Stephen WRIGHT	Lambretta DSC RB250	7	8:42.50	44.14	1:11.61	7 46.01
6	60	6	Justin PRICE	Lambretta DSC RB230	7	8:54.35	43.17	1:13.93	7 44.57
7	63	6	David BRISTOW	Vespa Hornet P260	7	8:56.81	42.97	1:14.05	6 44.50
8	58	6	Stephen HAMILTON	Gilera Runner 180	7	9:07.58	42.12	1:16.77	4 42.92
9	47	6	Graham TATTON	Lambretta GP200	7	9:07.93	42.10	1:16.04	4 43.33
10	17	6	Justin OFFLAND	Lambretta GP200	7	9:11.55	41.82	1:16.35	7 43.16
11	76	6	Peter MOLKENTHIN	Lambretta GP200	7	9:11.67	41.81	1:15.30	7 43.76
12	10	6	Drew DUNCAN	Jet 200	7	9:34.22	40.17	1:17.75	5 42.38

Fastest Lap

20 6 Darren CONNELLY Scooter 1:08.51 3 48.10

EVENT 6a

PI	No	Evt	Name	Machine	Laps	Time	MPH	Best Lap on	MPH
1	36	6a	Nikita MCNALLY	Piaggio Zip 90	7	8:23.35	45.82	1:09.66	2 47.30
2	52	6a	John WOODS	Gilera Runner Special	7	9:03.09	42.47	1:16.29	6 43.19

Fastest Lap

36 6a Nikita MCNALLY Piaggio Zip 90 1:09.66 2 47.30

Start Time : 10:30

Three Sisters

11 Aug 19 10:42

Clerk of Course :

Time Issued :

Chief Timekeeper : Graham Marshall

THESE RESULTS ARE PROVISIONAL UNTIL THE CONCLUSION OF ANY JUDICIAL AND TECHNICAL MATTERS

HS Sports Timing and Results Systems - Results and Lap Times at www.theresultslive.co.uk

ACU BRITISH SUPER SCOOTER CHAMPIONSHIP

LAP TIMES - RACE 17

4	Stephen WRIGHT										
Lap	1	2	3	4	5	6	7	8	9	10	
1	1:21.56	1:15.15	1:13.25	1:13.86	1:14.07	1:13.00	1:11.61				
7	Warren WILKINSON										
Lap	1	2	3	4	5	6	7	8	9	10	
1	1:17.39	1:10.56	1:09.83	1:09.35	1:10.11	1:10.33	1:10.15				
10	Drew DUNCAN										
Lap	1	2	3	4	5	6	7	8	9	10	
1	1:29.57	1:20.03	1:20.00	1:19.56	1:17.75	1:20.14	1:27.17				
17	Justin OFFLAND										
Lap	1	2	3	4	5	6	7	8	9	10	
1	1:26.72	1:18.29	1:18.73	1:17.87	1:17.04	1:16.55	1:16.35				
20	Darren CONNELLY										
Lap	1	2	3	4	5	6	7	8	9	10	
1	1:13.53	1:08.72	1:08.51	1:09.59	1:09.51	1:09.35	1:10.42				
30	Chris COOK										
Lap	1	2	3	4	5	6	7	8	9	10	
1	1:16.04	1:11.61	1:11.54	1:11.82	1:12.33	1:13.37	1:11.57				
36	Nikita MCNALLY										
Lap	1	2	3	4	5	6	7	8	9	10	
1	1:16.32	1:09.66	1:10.66	1:10.40	1:11.24	1:10.04	1:15.03				
41	Stuart DAY										
Lap	1	2	3	4	5	6	7	8	9	10	
1	1:21.87	1:15.52	1:14.13	1:13.05	1:12.85	1:12.43	1:12.53				
47	Graham TATTON										
Lap	1	2	3	4	5	6	7	8	9	10	
1	1:26.14	1:18.21	1:16.59	1:16.04	1:16.54	1:17.29	1:17.12				
52	John WOODS										
Lap	1	2	3	4	5	6	7	8	9	10	
1	1:21.32	1:17.60	1:17.50	1:17.47	1:16.58	1:16.29	1:16.33				
58	Stephen HAMILTON										
Lap	1	2	3	4	5	6	7	8	9	10	
1	1:23.19	1:17.07	1:17.96	1:16.77	1:18.33	1:17.20	1:17.06				
60	Justin PRICE										
Lap	1	2	3	4	5	6	7	8	9	10	
1	1:20.79	1:15.90	1:16.59	1:16.74	1:15.61	1:14.79	1:13.93				
63	David BRISTOW										
Lap	1	2	3	4	5	6	7	8	9	10	
1	1:23.47	1:17.05	1:16.61	1:15.63	1:14.80	1:14.05	1:15.20				

76

Peter MOLKENTHIN

Lap	1	2	3	4	5	6	7	8	9	10
1	1:25.89	1:18.23	1:18.92	1:19.44	1:17.40	1:16.49	1:15.30			

Lap Chart

ACU BRITISH SUPER SCOOTER CHAMPIONSHIP - RACE 17

Lap 1		Lap 2		Lap 3		Lap 4		Lap 5		Lap 6		Lap 7		Lap 8		Lap 9		Lap 10	
No	Time	No	Time	No	Time	No	Time	No	Time	No	Time	No	Time	No	Time	No	Time	No	Time
20	1:13.53	20	2:22.25	20	3:30.76	20	4:40.35	20	5:49.86	20	6:59.21	20	8:09.63						
30	1:16.04	36	2:25.98	36	3:36.64	36	4:47.04	7	5:57.24	7	7:07.57	7	8:17.72						
36	1:16.32	30	2:27.65	7	3:37.78	7	4:47.13	36	5:58.28	36	7:08.32	36	8:23.35						
7	1:17.39	7	2:27.95	30	3:39.19	30	4:51.01	30	6:03.34	30	7:16.71	30	8:28.28						
60	1:20.79	60	2:36.69	4	3:49.96	4	5:03.82	41	6:17.42	41	7:29.85	41	8:42.38						
52	1:21.32	4	2:36.71	41	3:51.52	41	5:04.57	4	6:17.89	4	7:30.89	4	8:42.50						
4	1:21.56	41	2:37.39	60	3:53.28	60	5:10.02	60	6:25.63	60	7:40.42	60	8:54.35						
41	1:21.87	52	2:38.92	52	3:56.42	63	5:12.76	63	6:27.56	63	7:41.61	63	8:56.81						
58	1:23.19	58	2:40.26	63	3:57.13	52	5:13.89	52	6:30.47	52	7:46.76	52	9:03.09						
63	1:23.47	63	2:40.52	58	3:58.22	58	5:14.99	58	6:33.32	58	7:50.52	58	9:07.58						
76	1:25.89	76	2:44.12	47	4:00.94	47	5:16.98	47	6:33.52	47	7:50.81	47	9:07.93						
47	1:26.14	47	2:44.35	76	4:03.04	17	5:21.61	17	6:38.65	17	7:55.20	17	9:11.55						
17	1:26.72	17	2:45.01	17	4:03.74	76	5:22.48	76	6:39.88	76	7:56.37	76	9:11.67						
10	1:29.57	10	2:49.60	10	4:09.60	10	5:29.16	10	6:46.91	10	8:07.05	10	9:34.22						



ACU BRITISH SCOOTER STOCK CHAMPIONSHIP

RESULT - RACE 24

Pl	No	Evt	Name	Machine	Laps	Time	Behind	MPH	Best Lap on	MPH
1	93	4	Steven CONNEELY	Lambretta SX200	7	8:07.54		47.31	1:08.51	4 48.10
2	6	4	Darren CONNELLY	Scooter	7	8:08.23	0.69	47.24	1:08.03	4 48.44
3	41	4e	Stuart DAY	Lambretta GP 200	7	8:10.53	2.99	47.02	1:08.33	7 48.22
4	5	Ev	Justin PRICE	Lambretta DSC RB20	7	8:11.53	3.99	46.93	1:08.42	4 48.16
5	58	AP	Stephen HAMILTON	Gilera Runner 180	7	8:15.13	7.59	46.58	1:09.50	6 47.41
6	4	Ev	Graham TATTON	Lambretta GP200	7	8:18.07	10.53	46.31	1:08.99	6 47.76
7	76	4e	Peter MOLKENTHIN	Lambretta GP200	7	8:27.91	20.37	45.41	1:11.66	3 45.98
8	36	10	Nikita MCNALLY	Piaggio Zip 80	7	8:28.21	20.67	45.39	1:09.76	5 47.23
9	10	4e	Drew DUNCAN	Jet 200	7	8:37.25	29.71	44.59	1:11.54	4 46.06
10	81	4e	James LANCASTER	Lambretta 200	7	8:48.14	40.60	43.67	1:12.76	6 45.29
11	19	10	Mark SHIRLEY	Piaggio Zip 77	7	8:51.34	43.80	43.41	1:14.35	3 44.32
12	17	Ev	Justin OFFLAND	Lambretta GP200	7	8:54.06	46.52	43.19	1:14.79	2 44.06
13	74	4	Bob WEST	Lambretta Taffspeed	7	8:56.10	48.56	43.02	1:15.10	2 43.88
14	92	Ev	Tim SIMPSON	Lambretta GP 200	7	8:59.47	51.93	42.76	1:14.82	7 44.04
15	29	Ev	Rob FIELDER	Vespa PX 177	7	8:59.78	52.24	42.73	1:14.19	7 44.41
16	52	Ev	John WOODS	Lambretta GP200	7	8:59.79	52.25	42.73	1:13.69	7 44.72
17	67	AP	Danny LODER	Piaggio Zip 77	7	9:00.80	53.26	42.65	1:14.94	7 43.97

Not-Classified

109	4	Paul FITZGERALD	Lambretta GP 205	1	1:35.15	DNF	34.63		0	0.00
-----	---	-----------------	------------------	---	---------	-----	-------	--	---	------

Fastest Lap

6	4	Darren CONNELLY	Scooter					1:08.03	4	48.44
---	---	-----------------	---------	--	--	--	--	---------	---	-------

Start Time : 11:57

Three Sisters

11 Aug 19 12:11

Clerk of Course :

Time Issued :

Chief Timekeeper : Graham Marshall

THESE RESULTS ARE PROVISIONAL UNTIL THE CONCLUSION OF ANY JUDICIAL AND TECHNICAL MATTERS

HS Sports Timing and Results Systems - Results and Lap Times at www.theresultslive.co.uk


RACE GRID

ACU BRITISH SCOOTER STOCK CHAMPIONSHIP

RACES 11, 24, 35

ROW 7	109 01:31.520 Paul FITZGERALD	92 01:27.050 Tim SIMPSON	29 01:25.700 Rob FIELDER
ROW 6	67 01:24.340 Danny LODER	19 01:22.930 Mark SHIRLEY	41 01:20.090 Stuart DAY
ROW 5	74 01:19.460 Bob WEST	52 01:19.330 John WOODS	17 01:18.470 Justin OFFLAND
ROW 4	81 01:18.230 James LANCASTER	10 01:18.090 Drew DUNCAN	76 01:17.940 Peter MOLKENTHIN
ROW 3	5 01:17.590 Justin PRICE	4 01:17.340 Graham TATTON	58 01:16.380 Stephen HAMILTON
ROW 2	46 01:15.940 David DELANEY	25 01:15.380 Tom SHAW	93 01:15.140 Steven CONNEELY
ROW 1	36 01:13.640 Nikita MCNALLY	6 01:12.240 Darren CONNELLY	86 01:12.050 Jason METIVIER

POLE



BRITISH HISTORIC RACING

RESULT - RACE 24

EVENT 10

PI	No	Evt	Name	Machine	Laps	Time	MPH	Best Lap on	MPH
1	36	10	Nikita MCNALLY	Piaggio Zip 80	7	8:28.21	45.39	1:09.76	5 47.23
2	19	10	Mark SHIRLEY	Piaggio Zip 77	7	8:51.34	43.41	1:14.35	3 44.32

Fastest Lap

36	10	Nikita MCNALLY	Piaggio Zip 80				1:09.76	5	47.23
----	----	----------------	----------------	--	--	--	---------	---	-------

EVENT 4

PI	No	Evt	Name	Machine	Laps	Time	MPH	Best Lap on	MPH
1	93	4	Steven CONNEELY	Lambretta SX200	7	8:07.54	47.31	1:08.51	4 48.10
2	6	4	Darren CONNELLY	Scooter	7	8:08.23	47.24	1:08.03	4 48.44
3	74	4	Bob WEST	Lambretta Taffspeed	7	8:56.10	43.02	1:15.10	2 43.88

Not-Classified

109	4	Paul FITZGERALD	Lambretta GP 205	1	1:35.15	DNF	34.63		0 0.00
-----	---	-----------------	------------------	---	---------	-----	-------	--	--------

Fastest Lap

6	4	Darren CONNELLY	Scooter				1:08.03	4	48.44
---	---	-----------------	---------	--	--	--	---------	---	-------

EVENT 4e

PI	No	Evt	Name	Machine	Laps	Time	MPH	Best Lap on	MPH
1	41	4e	Stuart DAY	Lambretta GP 200	7	8:10.53	47.02	1:08.33	7 48.22
2	76	4e	Peter MOLKENTHIN	Lambretta GP200	7	8:27.91	45.41	1:11.66	3 45.98
3	10	4e	Drew DUNCAN	Jet 200	7	8:37.25	44.59	1:11.54	4 46.06
4	81	4e	James LANCASTER	Lambretta 200	7	8:48.14	43.67	1:12.76	6 45.29

Fastest Lap

41	4e	Stuart DAY	Lambretta GP 200				1:08.33	7	48.22
----	----	------------	------------------	--	--	--	---------	---	-------

Start Time : 11:57

Three Sisters

11 Aug 19 12:11

Clerk of Course :

Time Issued :

Chief Timekeeper : Graham Marshall

THESE RESULTS ARE PROVISIONAL UNTIL THE CONCLUSION OF ANY JUDICIAL AND TECHNICAL MATTERS

HS Sports Timing and Results Systems - Results and Lap Times at www.theresultslive.co.uk

BRITISH HISTORIC RACING

RESULT - RACE 24

EVENT AP

PI	No	Evt	Name	Machine	Laps	Time	MPH	Best Lap on	MPH
1	58	AP	Stephen HAMILTON	Gilera Runner 180	7	8:15.13	46.58	1:09.50	6 47.41
2	67	AP	Danny LODER	Piaggio Zip 77	7	9:00.80	42.65	1:14.94	7 43.97

Fastest Lap

58 AP Stephen HAMILTON Gilera Runner 180 1:09.50 6 47.41

EVENT Ev

PI	No	Evt	Name	Machine	Laps	Time	MPH	Best Lap on	MPH
1	5	Ev	Justin PRICE	Lambretta DSC RB20	7	8:11.53	46.93	1:08.42	4 48.16
2	4	Ev	Graham TATTON	Lambretta GP200	7	8:18.07	46.31	1:08.99	6 47.76
3	17	Ev	Justin OFFLAND	Lambretta GP200	7	8:54.06	43.19	1:14.79	2 44.06
4	92	Ev	Tim SIMPSON	Lambretta GP 200	7	8:59.47	42.76	1:14.82	7 44.04
5	29	Ev	Rob FIELDER	Vespa PX 177	7	8:59.78	42.73	1:14.19	7 44.41
6	52	Ev	John WOODS	Lambretta GP200	7	8:59.79	42.73	1:13.69	7 44.72

Fastest Lap

5 Ev Justin PRICE Lambretta DSC RB20 1:08.42 4 48.16

Start Time : 11:57

Three Sisters

11 Aug 19 12:11

Clerk of Course :

Time Issued :

Chief Timekeeper : Graham Marshall

THESE RESULTS ARE PROVISIONAL UNTIL THE CONCLUSION OF ANY JUDICIAL AND TECHNICAL MATTERS

HS Sports Timing and Results Systems - Results and Lap Times at www.theresultslive.co.uk

ACU BRITISH SCOOTER STOCK CHAMPIONSHIP

LAP TIMES - RACE 24

4	Graham TATTON									
Lap	1	2	3	4	5	6	7	8	9	10
1	1:17.88	1:10.96	1:11.67	1:09.89	1:09.25	1:08.99	1:09.43			
5	Justin PRICE									
Lap	1	2	3	4	5	6	7	8	9	10
1	1:17.11	1:09.67	1:08.88	1:08.42	1:08.72	1:09.62	1:09.11			
6	Darren CONNELLY									
Lap	1	2	3	4	5	6	7	8	9	10
1	1:15.47	1:10.12	1:08.41	1:08.03	1:08.08	1:08.91	1:09.21			
10	Drew DUNCAN									
Lap	1	2	3	4	5	6	7	8	9	10
1	1:19.68	1:13.33	1:12.24	1:11.54	1:14.93	1:12.49	1:13.04			
17	Justin OFFLAND									
Lap	1	2	3	4	5	6	7	8	9	10
1	1:21.01	1:14.79	1:15.50	1:16.13	1:15.57	1:15.36	1:15.70			
19	Mark SHIRLEY									
Lap	1	2	3	4	5	6	7	8	9	10
1	1:22.09	1:14.70	1:14.35	1:15.01	1:15.78	1:14.82	1:14.59			
29	Rob FIELDER									
Lap	1	2	3	4	5	6	7	8	9	10
1	1:24.10	1:15.64	1:16.62	1:16.42	1:16.35	1:16.46	1:14.19			
36	Nikita MCNALLY									
Lap	1	2	3	4	5	6	7	8	9	10
1	1:22.94	1:12.84	1:10.67	1:10.96	1:09.76	1:10.25	1:10.79			
41	Stuart DAY									
Lap	1	2	3	4	5	6	7	8	9	10
1	1:16.29	1:08.71	1:08.78	1:09.87	1:08.90	1:09.65	1:08.33			
52	John WOODS									
Lap	1	2	3	4	5	6	7	8	9	10
1	1:25.22	1:17.07	1:16.44	1:15.60	1:16.05	1:15.72	1:13.69			
58	Stephen HAMILTON									
Lap	1	2	3	4	5	6	7	8	9	10
1	1:16.15	1:10.51	1:09.77	1:09.68	1:09.55	1:09.50	1:09.97			
67	Danny LODER									
Lap	1	2	3	4	5	6	7	8	9	10
1	1:26.04	1:15.75	1:15.38	1:16.82	1:16.12	1:15.75	1:14.94			
74	Bob WEST									
Lap	1	2	3	4	5	6	7	8	9	10
1	1:21.32	1:15.10	1:16.16	1:15.68	1:15.32	1:16.23	1:16.29			

76	Peter MOLKENTHIN										
	Lap	1	2	3	4	5	6	7	8	9	10
	1	1:17.01	1:11.70	1:11.66	1:11.85	1:11.80	1:11.81	1:12.08			

81	James LANCASTER										
	Lap	1	2	3	4	5	6	7	8	9	10
	1	1:22.64	1:15.47	1:14.68	1:14.60	1:14.60	1:12.76	1:13.39			

92	Tim SIMPSON										
	Lap	1	2	3	4	5	6	7	8	9	10
	1	1:25.62	1:15.54	1:15.51	1:16.58	1:16.06	1:15.34	1:14.82			

93	Steven CONNEELY										
	Lap	1	2	3	4	5	6	7	8	9	10
	1	1:14.21	1:08.52	1:08.63	1:08.51	1:09.40	1:09.30	1:08.97			

109	Paul FITZGERALD										
	Lap	1	2	3	4	5	6	7	8	9	10
	1	1:35.15									

Lap Chart

ACU BRITISH SCOOTER STOCK CHAMPIONSHIP - RACE 24

Lap 1		Lap 2		Lap 3		Lap 4		Lap 5		Lap 6		Lap 7		Lap 8		Lap 9		Lap 10	
No	Time	No	Time	No	Time	No	Time	No	Time	No	Time	No	Time	No	Time	No	Time	No	Time
93	1:14.21	93	2:22.73	93	3:31.36	93	4:39.87	93	5:49.27	93	6:58.57	93	8:07.54						
6	1:15.47	41	2:25.00	41	3:33.78	6	4:42.03	6	5:50.11	6	6:59.02	6	8:08.23						
58	1:16.15	6	2:25.59	6	3:34.00	41	4:43.65	41	5:52.55	41	7:02.20	41	8:10.53						
41	1:16.29	58	2:26.66	5	3:35.66	5	4:44.08	5	5:52.80	5	7:02.42	5	8:11.53						
76	1:17.01	5	2:26.78	58	3:36.43	58	4:46.11	58	5:55.66	58	7:05.16	58	8:15.13						
5	1:17.11	76	2:28.71	76	3:40.37	4	4:50.40	4	5:59.65	4	7:08.64	4	8:18.07						
4	1:17.88	4	2:28.84	4	3:40.51	76	4:52.22	76	6:04.02	76	7:15.83	76	8:27.91						
10	1:19.68	10	2:33.01	10	3:45.25	10	4:56.79	36	6:07.17	36	7:17.42	36	8:28.21						
17	1:21.01	36	2:35.78	36	3:46.45	36	4:57.41	10	6:11.72	10	7:24.21	10	8:37.25						
74	1:21.32	17	2:35.80	19	3:51.14	19	5:06.15	19	6:21.93	81	7:34.75	81	8:48.14						
19	1:22.09	74	2:36.42	17	3:51.30	81	5:07.39	81	6:21.99	19	7:36.75	19	8:51.34						
81	1:22.64	19	2:36.79	74	3:52.58	17	5:07.43	17	6:23.00	17	7:38.36	17	8:54.06						
36	1:22.94	81	2:38.11	81	3:52.79	74	5:08.26	74	6:23.58	74	7:39.81	74	8:56.10						
29	1:24.10	29	2:39.74	29	3:56.36	29	5:12.78	29	6:29.13	92	7:44.65	92	8:59.47						
52	1:25.22	92	2:41.16	92	3:56.67	92	5:13.25	92	6:29.31	29	7:45.59	29	8:59.78						
92	1:25.62	67	2:41.79	67	3:57.17	67	5:13.99	67	6:30.11	67	7:45.86	52	8:59.79						
67	1:26.04	52	2:42.29	52	3:58.73	52	5:14.33	52	6:30.38	52	7:46.10	67	9:00.80						
109	1:35.15																		



ACU BRITISH SUPER SCOOTER CHAMPIONSHIP

RESULT - RACE 30

Pl	No	Evt	Name	Machine	Laps	Time	Behind	MPH	Best Lap on	MPH
1	20	6	Darren CONNELLY	Scooter	7	7:33.42		50.87	1:03.56	2 51.84
2	41	6	Stuart DAY	Lambretta GP 230	7	7:45.39	11.97	49.56	1:04.85	5 50.81
3	4	6	Stephen WRIGHT	Lambretta DSC RB250	7	7:47.11	13.69	49.38	1:05.08	2 50.63
4	7	6	Warren WILKINSON	Lambretta GP 225	7	7:47.66	14.24	49.32	1:04.89	7 50.78
5	60	6	Justin PRICE	Lambretta DSC RB230	7	7:55.18	21.76	48.54	1:06.56	2 49.51
6	30	6	Chris COOK	Lambretta CST Quattrini	7	7:55.22	21.80	48.54	1:05.70	4 50.15
7	52	6a	John WOODS	Gilera Runner Special	7	8:01.08	27.66	47.95	1:05.79	7 50.08
8	63	6	David BRISTOW	Vespa Hornet P260	7	8:01.92	28.50	47.86	1:06.91	7 49.25
9	58	6	Stephen HAMILTON	Gilera Runner 180	7	8:02.56	29.14	47.80	1:06.62	7 49.46
10	36	6a	Nikita MCNALLY	Piaggio Zip 90	7	8:02.69	29.27	47.79	1:06.63	7 49.45
11	47	6	Graham TATTON	Lambretta GP200	7	8:03.95	30.53	47.66	1:06.88	7 49.27
12	76	6	Peter MOLKENTHIN	Lambretta GP200	7	8:08.98	35.56	47.17	1:08.13	4 48.36
13	46	6	David DELANEY	Vespa 90SS 132	7	8:18.17	44.75	46.30	1:08.99	7 47.76
14	81	6	James LANCASTER	Lambretta 200	7	8:29.75	56.33	45.25	1:11.57	4 46.04
15	67	6	Danny LODER	Piaggio Zip 77	7	8:30.68	57.26	45.17	1:10.38	7 46.82
16	10	6	Drew DUNCAN	Jet 200	7	8:32.67	59.25	44.99	1:11.25	2 46.25
17	17	6	Justin OFFLAND	Lambretta GP200	6	7:53.64	1 Lap	41.74	1:15.66	4 43.55
18	109	6	Paul FITZGERALD	Lambretta GP 205	6	8:55.54	1 Lap	36.92	1:26.52	5 38.08
Not-Classified										
	86		Jason METIVIER	Lambretta GP 205	2	2:20.35	DNF	46.96	1:06.34	2 49.67
Fastest Lap										
	20	6	Darren CONNELLY	Scooter					1:03.56	2 51.84

Start Time : 14:28

Three Sisters

11 Aug 19 14:39


Clerk of Course :

Time Issued :


Chief Timekeeper : Graham Marshall

THESE RESULTS ARE PROVISIONAL UNTIL THE CONCLUSION OF ANY JUDICIAL AND TECHNICAL MATTERS

HS Sports Timing and Results Systems - Results and Lap Times at www.theresultslive.co.uk



RACE GRID




ACU BRITISH SUPER SCOOTER CHAMPIONSHIP

RACE 17

ROW 7			46 01:26.150 David DELANEY
ROW 6	67 01:24.820 Danny LODER	81 01:24.350 James LANCASTER	41 01:19.020 Stuart DAY
ROW 5	76 01:18.620 Peter MOLKENTHIN	10 01:18.060 Drew DUNCAN	47 01:18.030 Graham TATTON
ROW 4	63 01:17.060 David BRISTOW	17 01:16.800 Justin OFFLAND	58 01:15.620 Stephen HAMILTON
ROW 3	25 01:14.130 Tom SHAW	60 01:13.210 Justin PRICE	7 01:12.680 Warren WILKINSON
ROW 2	86 01:12.570 Jason METIVIER	52 01:12.410 John WOODS	4 01:12.340 Stephen WRIGHT
ROW 1	30 01:11.690 Chris COOK	36 01:10.300 Nikita MCNALLY	20 01:08.980 Darren CONNELLY

POLE



BRITISH HISTORIC RACING

RESULT - RACE 30

EVENT 6

PI	No	Evt	Name	Machine	Laps	Time	MPH	Best Lap on	MPH
1	20	6	Darren CONNELLY	Scooter	7	7:33.42	50.87	1:03.56	2 51.84
2	41	6	Stuart DAY	Lambretta GP 230	7	7:45.39	49.56	1:04.85	5 50.81
3	4	6	Stephen WRIGHT	Lambretta DSC RB250	7	7:47.11	49.38	1:05.08	2 50.63
4	7	6	Warren WILKINSON	Lambretta GP 225	7	7:47.66	49.32	1:04.89	7 50.78
5	60	6	Justin PRICE	Lambretta DSC RB230	7	7:55.18	48.54	1:06.56	2 49.51
6	30	6	Chris COOK	Lambretta CST Quattrini	7	7:55.22	48.54	1:05.70	4 50.15
7	63	6	David BRISTOW	Vespa Hornet P260	7	8:01.92	47.86	1:06.91	7 49.25
8	58	6	Stephen HAMILTON	Gilera Runner 180	7	8:02.56	47.80	1:06.62	7 49.46
9	47	6	Graham TATTON	Lambretta GP200	7	8:03.95	47.66	1:06.88	7 49.27
10	76	6	Peter MOLKENTHIN	Lambretta GP200	7	8:08.98	47.17	1:08.13	4 48.36
11	46	6	David DELANEY	Vespa 90SS 132	7	8:18.17	46.30	1:08.99	7 47.76
12	81	6	James LANCASTER	Lambretta 200	7	8:29.75	45.25	1:11.57	4 46.04
13	67	6	Danny LODER	Piaggio Zip 77	7	8:30.68	45.17	1:10.38	7 46.82
14	10	6	Drew DUNCAN	Jet 200	7	8:32.67	44.99	1:11.25	2 46.25
15	17	6	Justin OFFLAND	Lambretta GP200	6	7:53.64	41.74	1:15.66	4 43.55
16	109	6	Paul FITZGERALD	Lambretta GP 205	6	8:55.54	36.92	1:26.52	5 38.08

Fastest Lap

20 6 Darren CONNELLY Scooter 1:03.56 2 51.84

EVENT 6a

PI	No	Evt	Name	Machine	Laps	Time	MPH	Best Lap on	MPH
1	52	6a	John WOODS	Gilera Runner Special	7	8:01.08	47.95	1:05.79	7 50.08
2	36	6a	Nikita MCNALLY	Piaggio Zip 90	7	8:02.69	47.79	1:06.63	7 49.45

Fastest Lap

52 6a John WOODS Gilera Runner Special 1:05.79 7 50.08

Start Time : 14:28

Three Sisters

11 Aug 19 14:39

Clerk of Course :

Time Issued :

Chief Timekeeper : Graham Marshall

THESE RESULTS ARE PROVISIONAL UNTIL THE CONCLUSION OF ANY JUDICIAL AND TECHNICAL MATTERS

HS Sports Timing and Results Systems - Results and Lap Times at www.theresultslive.co.uk

ACU BRITISH SUPER SCOOTER CHAMPIONSHIP

LAP TIMES - RACE 30

4	Stephen WRIGHT										
Lap	1	2	3	4	5	6	7	8	9	10	
1	1:12.39	1:05.08	1:05.11	1:06.39	1:05.52	1:06.83	1:05.79				
7	Warren WILKINSON										
Lap	1	2	3	4	5	6	7	8	9	10	
1	1:14.63	1:05.82	1:05.74	1:05.55	1:06.05	1:04.98	1:04.89				
10	Drew DUNCAN										
Lap	1	2	3	4	5	6	7	8	9	10	
1	1:20.66	1:11.25	1:11.54	1:11.75	1:14.48	1:11.65	1:11.34				
17	Justin OFFLAND										
Lap	1	2	3	4	5	6	7	8	9	10	
1	1:26.32	1:17.05	1:16.67	1:15.66	1:17.69	1:20.25					
20	Darren CONNELLY										
Lap	1	2	3	4	5	6	7	8	9	10	
1	1:08.75	1:03.56	1:04.15	1:03.65	1:03.98	1:05.48	1:03.85				
30	Chris COOK										
Lap	1	2	3	4	5	6	7	8	9	10	
1	1:12.80	1:06.16	1:06.81	1:05.70	1:07.17	1:08.25	1:08.33				
36	Nikita MCNALLY										
Lap	1	2	3	4	5	6	7	8	9	10	
1	1:15.40	1:08.61	1:08.70	1:08.69	1:07.72	1:06.94	1:06.63				
41	Stuart DAY										
Lap	1	2	3	4	5	6	7	8	9	10	
1	1:14.19	1:05.33	1:06.11	1:05.01	1:04.85	1:04.92	1:04.98				
46	David DELANEY										
Lap	1	2	3	4	5	6	7	8	9	10	
1	1:19.62	1:09.22	1:09.59	1:09.44	1:10.78	1:10.53	1:08.99				
47	Graham TATTON										
Lap	1	2	3	4	5	6	7	8	9	10	
1	1:16.43	1:07.77	1:09.38	1:08.57	1:07.62	1:07.30	1:06.88				
52	John WOODS										
Lap	1	2	3	4	5	6	7	8	9	10	
1	1:17.11	1:07.27	1:08.49	1:07.47	1:07.86	1:07.09	1:05.79				
58	Stephen HAMILTON										
Lap	1	2	3	4	5	6	7	8	9	10	
1	1:17.01	1:09.15	1:07.80	1:07.26	1:07.65	1:07.07	1:06.62				
60	Justin PRICE										
Lap	1	2	3	4	5	6	7	8	9	10	
1	1:13.31	1:06.56	1:06.72	1:07.16	1:07.38	1:07.14	1:06.91				

63	David BRISTOW									
Lap	1	2	3	4	5	6	7	8	9	10
1	1:15.33	1:07.94	1:08.78	1:08.63	1:07.12	1:07.21	1:06.91			
67	Danny LODER									
Lap	1	2	3	4	5	6	7	8	9	10
1	1:20.04	1:11.06	1:12.13	1:11.87	1:13.07	1:12.13	1:10.38			
76	Peter MOLKENTHIN									
Lap	1	2	3	4	5	6	7	8	9	10
1	1:17.85	1:08.91	1:08.94	1:08.13	1:08.21	1:08.76	1:08.18			
81	James LANCASTER									
Lap	1	2	3	4	5	6	7	8	9	10
1	1:18.59	1:11.77	1:11.81	1:11.57	1:12.09	1:12.11	1:11.81			
86	Jason METIVIER									
Lap	1	2	3	4	5	6	7	8	9	10
1	1:14.01	1:06.34								
109	Paul FITZGERALD									
Lap	1	2	3	4	5	6	7	8	9	10
1	1:36.16	1:27.41	1:27.45	1:28.00	1:26.52	1:30.00				

Lap Chart

ACU BRITISH SUPER SCOOTER CHAMPIONSHIP - RACE 30

Lap 1		Lap 2		Lap 3		Lap 4		Lap 5		Lap 6		Lap 7		Lap 8		Lap 9		Lap 10	
No	Time	No	Time	No	Time	No	Time	No	Time	No	Time	No	Time	No	Time	No	Time	No	Time
20	1:08.75	20	2:12.31	20	3:16.46	20	4:20.11	20	5:24.09	20	6:29.57	20	7:33.42						
4	1:12.39	4	2:17.47	4	3:22.58	4	4:28.97	4	5:34.49	17	6:33.39 *1	41	7:45.39						
30	1:12.80	30	2:18.96	41	3:25.63	41	4:30.64	41	5:35.49	41	6:40.41	4	7:47.11						
60	1:13.31	41	2:19.52	30	3:25.77	109	4:31.02 *1	7	5:37.79	4	6:41.32	7	7:47.66						
86	1:14.01	60	2:19.87	7	3:26.19	30	4:31.47	30	5:38.64	7	6:42.77	17	7:53.64 *1						
41	1:14.19	86	2:20.35	60	3:26.59	7	4:31.74	60	5:41.13	30	6:46.89	60	7:55.18						
7	1:14.63	7	2:20.45	63	3:32.05	60	4:33.75	63	5:47.80	60	6:48.27	30	7:55.22						
63	1:15.33	63	2:23.27	36	3:32.71	52	4:40.34	52	5:48.20	63	6:55.01	52	8:01.08						
36	1:15.40	36	2:24.01	52	3:32.87	63	4:40.68	58	5:48.87	52	6:55.29	63	8:01.92						
47	1:16.43	47	2:24.20	47	3:33.58	58	4:41.22	36	5:49.12	58	6:55.94	58	8:02.56						
58	1:17.01	52	2:24.38	58	3:33.96	36	4:41.40	47	5:49.77	36	6:56.06	36	8:02.69						
52	1:17.11	58	2:26.16	76	3:35.70	47	4:42.15	76	5:52.04	47	6:57.07	47	8:03.95						
76	1:17.85	76	2:26.76	46	3:38.43	76	4:43.83	46	5:58.65	76	7:00.80	76	8:08.98						
81	1:18.59	46	2:28.84	81	3:42.17	46	4:47.87	109	5:59.02 *1	46	7:09.18	46	8:18.17						
46	1:19.62	81	2:30.36	67	3:43.23	81	4:53.74	81	6:05.83	81	7:17.94	81	8:29.75						
67	1:20.04	67	2:31.10	10	3:43.45	67	4:55.10	67	6:08.17	67	7:20.30	67	8:30.68						
10	1:20.66	10	2:31.91	17	4:00.04	10	4:55.20	10	6:09.68	10	7:21.33	10	8:32.67						
17	1:26.32	17	2:43.37			17	5:15.70			109	7:25.54 *1	109	8:55.54 *1						
109	1:36.16	109	3:03.57																



ACU BRITISH SCOOTER STOCK CHAMPIONSHIP

RESULT - RACE 35

Pl	No	Evt	Name	Machine	Laps	Time	Behind	MPH	Best Lap on	MPH
1	6	4	Darren CONNELLY	Scooter	5	5:25.89		50.56	1:03.68	3 51.74
2	93	4	Steven CONNEELY	Lambretta SX200	5	5:36.09	10.20	49.02	1:05.37	2 50.41
3	86	4	Jason METIVIER	Lambretta GP 205	5	5:36.66	10.77	48.94	1:05.85	4 50.04
4	41	4e	Stuart DAY	Lambretta GP 200	5	5:39.63	13.74	48.51	1:06.15	4 49.81
5	36	10	Nikita MCNALLY	Piaggio Zip 80	5	5:41.93	16.04	48.18	1:06.72	4 49.39
6	4	Ev	Graham TATTON	Lambretta GP200	5	5:42.11	16.22	48.16	1:06.51	4 49.54
7	5	Ev	Justin PRICE	Lambretta DSC RB20	5	5:42.78	16.89	48.06	1:06.41	4 49.62
8	58	AP	Stephen HAMILTON	Gilera Runner 180	5	5:43.56	17.67	47.95	1:06.57	4 49.50
9	46	Ev	David DELANEY	Vespa 90SS 132	5	5:44.41	18.52	47.84	1:06.91	3 49.25
10	76	4e	Peter MOLKENTHIN	Lambretta GP200	5	5:46.51	20.62	47.55	1:07.50	4 48.82
11	10	4e	Drew DUNCAN	Jet 200	5	5:56.70	30.81	46.19	1:09.30	2 47.55
12	81	4e	James LANCASTER	Lambretta 200	5	6:00.38	34.49	45.72	1:10.59	5 46.68
13	19	10	Mark SHIRLEY	Piaggio Zip 77	5	6:08.30	42.41	44.73	1:11.85	5 45.86
14	74	4	Bob WEST	Lambretta Taffspeed	5	6:08.83	42.94	44.67	1:11.07	5 46.36
15	29	Ev	Rob FIELDER	Vespa PX 177	5	6:09.56	43.67	44.58	1:11.82	5 45.88
16	92	Ev	Tim SIMPSON	Lambretta GP 200	5	6:14.43	48.54	44.00	1:12.80	2 45.26
17	52	Ev	John WOODS	Lambretta GP200	5	6:16.15	50.26	43.80	1:12.89	2 45.21
18	67	AP	Danny LODER	Piaggio Zip 77	5	6:29.09	1:03.20	42.34	1:12.47	4 45.47
19	17	Ev	Justin OFFLAND	Lambretta GP200	5	6:30.11	1:04.22	42.23	1:15.13	2 43.86
20	109	4	Paul FITZGERALD	Lambretta GP 205	4	5:53.50	1 Lap	37.29	1:25.73	2 38.44

Fastest Lap

6 4 Darren CONNELLY Scooter 1:03.68 3 51.74

Start Time : 15:49

Three Sisters

11 Aug 19 15:57

Clerk of Course :

Time Issued :

Chief Timekeeper : Graham Marshall

THESE RESULTS ARE PROVISIONAL UNTIL THE CONCLUSION OF ANY JUDICIAL AND TECHNICAL MATTERS

HS Sports Timing and Results Systems - Results and Lap Times at www.theresultslive.co.uk

RACE GRID

ACU BRITISH SCOOTER STOCK CHAMPIONSHIP

RACES 11, 24, 35

ROW 7	109 01:31.520 Paul FITZGERALD	92 01:27.050 Tim SIMPSON	29 01:25.700 Rob FIELDER
ROW 6	67 01:24.340 Danny LODER	19 01:22.930 Mark SHIRLEY	41 01:20.090 Stuart DAY
ROW 5	74 01:19.460 Bob WEST	52 01:19.330 John WOODS	17 01:18.470 Justin OFFLAND
ROW 4	81 01:18.230 James LANCASTER	10 01:18.090 Drew DUNCAN	76 01:17.940 Peter MOLKENTHIN
ROW 3	5 01:17.590 Justin PRICE	4 01:17.340 Graham TATTON	58 01:16.380 Stephen HAMILTON
ROW 2	46 01:15.940 David DELANEY	25 01:15.380 Tom SHAW	93 01:15.140 Steven CONNEELY
ROW 1	36 01:13.640 Nikita MCNALLY	6 01:12.240 Darren CONNELLY	86 01:12.050 Jason METIVIER
POLE			

BRITISH HISTORIC RACING

RESULT - RACE 35

EVENT 10

PI	No	Evt	Name	Machine	Laps	Time	MPH	Best Lap on	MPH
1	36	10	Nikita MCNALLY	Piaggio Zip 80	5	5:41.93	48.18	1:06.72	4 49.39
2	19	10	Mark SHIRLEY	Piaggio Zip 77	5	6:08.30	44.73	1:11.85	5 45.86

Fastest Lap

36	10	Nikita MCNALLY	Piaggio Zip 80				1:06.72	4	49.39
----	----	----------------	----------------	--	--	--	---------	---	-------

EVENT 4

PI	No	Evt	Name	Machine	Laps	Time	MPH	Best Lap on	MPH
1	6	4	Darren CONNELLY	Scooter	5	5:25.89	50.56	1:03.68	3 51.74
2	93	4	Steven CONNEELY	Lambretta SX200	5	5:36.09	49.02	1:05.37	2 50.41
3	86	4	Jason METIVIER	Lambretta GP 205	5	5:36.66	48.94	1:05.85	4 50.04
4	74	4	Bob WEST	Lambretta Taffspeed	5	6:08.83	44.67	1:11.07	5 46.36
5	109	4	Paul FITZGERALD	Lambretta GP 205	4	5:53.50	37.29	1:25.73	2 38.44

Fastest Lap

6	4	Darren CONNELLY	Scooter				1:03.68	3	51.74
---	---	-----------------	---------	--	--	--	---------	---	-------

EVENT 4e

PI	No	Evt	Name	Machine	Laps	Time	MPH	Best Lap on	MPH
1	41	4e	Stuart DAY	Lambretta GP 200	5	5:39.63	48.51	1:06.15	4 49.81
2	76	4e	Peter MOLKENTHIN	Lambretta GP200	5	5:46.51	47.55	1:07.50	4 48.82
3	10	4e	Drew DUNCAN	Jet 200	5	5:56.70	46.19	1:09.30	2 47.55
4	81	4e	James LANCASTER	Lambretta 200	5	6:00.38	45.72	1:10.59	5 46.68

Fastest Lap

41	4e	Stuart DAY	Lambretta GP 200				1:06.15	4	49.81
----	----	------------	------------------	--	--	--	---------	---	-------

Start Time : 15:49

Three Sisters

11 Aug 19 15:57

Clerk of Course :

Time Issued :

Chief Timekeeper : Graham Marshall

THESE RESULTS ARE PROVISIONAL UNTIL THE CONCLUSION OF ANY JUDICIAL AND TECHNICAL MATTERS

HS Sports Timing and Results Systems - Results and Lap Times at www.theresultslive.co.uk

BRITISH HISTORIC RACING

RESULT - RACE 35

EVENT AP

PI	No	Evt	Name	Machine	Laps	Time	MPH	Best Lap on	MPH
1	58	AP	Stephen HAMILTON	Gilera Runner 180	5	5:43.56	47.95	1:06.57	4 49.50
2	67	AP	Danny LODER	Piaggio Zip 77	5	6:29.09	42.34	1:12.47	4 45.47

Fastest Lap

58 AP Stephen HAMILTON Gilera Runner 180 1:06.57 4 49.50

EVENT Ev

PI	No	Evt	Name	Machine	Laps	Time	MPH	Best Lap on	MPH
1	4	Ev	Graham TATTON	Lambretta GP200	5	5:42.11	48.16	1:06.51	4 49.54
2	5	Ev	Justin PRICE	Lambretta DSC RB20	5	5:42.78	48.06	1:06.41	4 49.62
3	46	Ev	David DELANEY	Vespa 90SS 132	5	5:44.41	47.84	1:06.91	3 49.25
4	29	Ev	Rob FIELDER	Vespa PX 177	5	6:09.56	44.58	1:11.82	5 45.88
5	92	Ev	Tim SIMPSON	Lambretta GP 200	5	6:14.43	44.00	1:12.80	2 45.26
6	52	Ev	John WOODS	Lambretta GP200	5	6:16.15	43.80	1:12.89	2 45.21
7	17	Ev	Justin OFFLAND	Lambretta GP200	5	6:30.11	42.23	1:15.13	2 43.86

Fastest Lap

5 Ev Justin PRICE Lambretta DSC RB20 1:06.41 4 49.62

Start Time : 15:49

Three Sisters

11 Aug 19 15:57

Clerk of Course :

Time Issued :

Chief Timekeeper : Graham Marshall

THESE RESULTS ARE PROVISIONAL UNTIL THE CONCLUSION OF ANY JUDICIAL AND TECHNICAL MATTERS

HS Sports Timing and Results Systems - Results and Lap Times at www.theresultslive.co.uk

ACU BRITISH SCOOTER STOCK CHAMPIONSHIP

LAP TIMES - RACE 35

4 Graham TATTON

Lap	1	2	3	4	5	6	7	8	9	10
1	1:14.84	1:07.24	1:06.87	1:06.51	1:06.65					

5 Justin PRICE

Lap	1	2	3	4	5	6	7	8	9	10
1	1:14.63	1:07.60	1:07.26	1:06.41	1:06.88					

6 Darren CONNELLY

Lap	1	2	3	4	5	6	7	8	9	10
1	1:09.06	1:04.74	1:03.68	1:04.15	1:04.26					

10 Drew DUNCAN

Lap	1	2	3	4	5	6	7	8	9	10
1	1:16.09	1:09.30	1:09.59	1:10.18	1:11.54					

17 Justin OFFLAND

Lap	1	2	3	4	5	6	7	8	9	10
1	1:23.89	1:15.13	1:16.23	1:17.38	1:17.48					

19 Mark SHIRLEY

Lap	1	2	3	4	5	6	7	8	9	10
1	1:20.40	1:11.91	1:12.20	1:11.94	1:11.85					

29 Rob FIELDER

Lap	1	2	3	4	5	6	7	8	9	10
1	1:19.47	1:12.60	1:13.02	1:12.65	1:11.82					

36 Nikita MCNALLY

Lap	1	2	3	4	5	6	7	8	9	10
1	1:12.87	1:07.97	1:06.89	1:06.72	1:07.48					

41 Stuart DAY

Lap	1	2	3	4	5	6	7	8	9	10
1	1:13.48	1:06.43	1:06.20	1:06.15	1:07.37					

46 David DELANEY

Lap	1	2	3	4	5	6	7	8	9	10
1	1:13.28	1:07.92	1:06.91	1:07.25	1:09.05					

52 John WOODS

Lap	1	2	3	4	5	6	7	8	9	10
1	1:21.46	1:12.89	1:13.11	1:13.80	1:14.89					

58 Stephen HAMILTON

Lap	1	2	3	4	5	6	7	8	9	10
1	1:14.47	1:07.45	1:08.02	1:06.57	1:07.05					

67 Danny LODER

Lap	1	2	3	4	5	6	7	8	9	10
1	1:37.75	1:12.91	1:13.22	1:12.47	1:12.74					

74	Bob WEST									
Lap	1	2	3	4	5	6	7	8	9	10
1	1:19.82	1:12.83	1:12.62	1:12.49	1:11.07					
76	Peter MOLKENTHIN									
Lap	1	2	3	4	5	6	7	8	9	10
1	1:13.96	1:07.81	1:09.11	1:07.50	1:08.13					
81	James LANCASTER									
Lap	1	2	3	4	5	6	7	8	9	10
1	1:17.36	1:10.63	1:11.13	1:10.67	1:10.59					
86	Jason METIVIER									
Lap	1	2	3	4	5	6	7	8	9	10
1	1:09.74	1:06.13	1:08.67	1:05.85	1:06.27					
92	Tim SIMPSON									
Lap	1	2	3	4	5	6	7	8	9	10
1	1:21.31	1:12.80	1:13.18	1:12.89	1:14.25					
93	Steven CONNEELY									
Lap	1	2	3	4	5	6	7	8	9	10
1	1:10.61	1:05.37	1:07.93	1:06.55	1:05.63					
109	Paul FITZGERALD									
Lap	1	2	3	4	5	6	7	8	9	10
1	1:31.07	1:25.73	1:26.89	1:29.81						

Lap Chart

ACU BRITISH SCOOTER STOCK CHAMPIONSHIP - RACE 35

Lap 1		Lap 2		Lap 3		Lap 4		Lap 5		Lap 6		Lap 7		Lap 8		Lap 9		Lap 10	
No	Time	No	Time	No	Time	No	Time	No	Time	No	Time	No	Time	No	Time	No	Time	No	Time
6	1:09.06	6	2:13.80	6	3:17.48	6	4:21.63	6	5:25.89										
86	1:09.74	86	2:15.87	93	3:23.91	109	4:23.69 *1	93	5:36.09										
93	1:10.61	93	2:15.98	86	3:24.54	86	4:30.39	86	5:36.66										
36	1:12.87	41	2:19.91	41	3:26.11	93	4:30.46	41	5:39.63										
46	1:13.28	36	2:20.84	36	3:27.73	41	4:32.26	36	5:41.93										
41	1:13.48	46	2:21.20	46	3:28.11	36	4:34.45	4	5:42.11										
76	1:13.96	76	2:21.77	4	3:28.95	46	4:35.36	5	5:42.78										
58	1:14.47	58	2:21.92	5	3:29.49	4	4:35.46	58	5:43.56										
5	1:14.63	4	2:22.08	58	3:29.94	5	4:35.90	46	5:44.41										
4	1:14.84	5	2:22.23	76	3:30.88	58	4:36.51	76	5:46.51										
10	1:16.09	10	2:25.39	10	3:34.98	76	4:38.38	109	5:53.50 *1										
81	1:17.36	81	2:27.99	81	3:39.12	10	4:45.16	10	5:56.70										
29	1:19.47	29	2:32.07	19	3:44.51	81	4:49.79	81	6:00.38										
74	1:19.82	19	2:32.31	29	3:45.09	19	4:56.45	19	6:08.30										
19	1:20.40	74	2:32.65	74	3:45.27	29	4:57.74	74	6:08.83										
92	1:21.31	92	2:34.11	92	3:47.29	74	4:57.76	29	6:09.56										
52	1:21.46	52	2:34.35	52	3:47.46	92	5:00.18	92	6:14.43										
17	1:23.89	17	2:39.02	17	3:55.25	52	5:01.26	52	6:16.15										
109	1:31.07	67	2:50.66	67	4:03.88	17	5:12.63	67	6:29.09										
67	1:37.75	109	2:56.80			67	5:16.35	17	6:30.11										



ACU BRITISH SUPER SCOOTER CHAMPIONSHIP

RESULT - RACE 41

Pl	No	Evt	Name	Machine	Laps	Time	Behind	MPH	Best Lap on	MPH
1	4	6	Stephen WRIGHT	Lambretta DSC RB250	5	5:39.94		48.47	1:06.55	4 49.51
2	7	6	Warren WILKINSON	Lambretta GP 225	5	5:40.79	0.85	48.34	1:05.92	5 49.99
3	30	6	Chris COOK	Lambretta CST Quattrini	5	5:41.25	1.31	48.28	1:06.75	3 49.36
4	41	6	Stuart DAY	Lambretta GP 230	5	5:41.61	1.67	48.23	1:05.32	5 50.45
5	86	6	Jason METIVIER	Lambretta GP 205	5	5:42.28	2.34	48.13	1:07.11	4 49.10
6	36	6a	Nikita MCNALLY	Piaggio Zip 90	5	5:43.61	3.67	47.95	1:07.04	4 49.15
7	63	6	David BRISTOW	Vespa Hornet P260	5	6:00.28	20.34	45.73	1:08.97	5 47.78
8	52	6a	John WOODS	Gilera Runner Special	5	6:01.84	21.90	45.53	1:09.24	5 47.59
9	60	6	Justin PRICE	Lambretta DSC RB230	5	6:03.28	23.34	45.35	1:10.89	4 46.48
10	58	6	Stephen HAMILTON	Gilera Runner 180	5	6:03.61	23.67	45.31	1:10.43	5 46.79
11	47	6	Graham TATTON	Lambretta GP200	5	6:03.94	24.00	45.27	1:10.60	5 46.67
12	67	6	Danny LODER	Piaggio Zip 77	5	6:11.18	31.24	44.39	1:12.27	3 45.59
13	17	6	Justin OFFLAND	Lambretta GP200	5	6:30.60	50.66	42.18	1:16.60	2 43.02

Fastest Lap

41 6 Stuart DAY Lambretta GP 230 1:05.32 5 50.45

Start Time : 16:51

Three Sisters

11 Aug 19 16:58

Clerk of Course :

Time Issued :


Chief Timekeeper : Graham Marshall

THESE RESULTS ARE PROVISIONAL UNTIL THE CONCLUSION OF ANY JUDICIAL AND TECHNICAL MATTERS

HS Sports Timing and Results Systems - Results and Lap Times at www.theresultslive.co.uk



RACE GRID




ACU BRITISH SUPER SCOOTER CHAMPIONSHIP

RACE 17

ROW 7			46 01:26.150 David DELANEY
ROW 6	67 01:24.820 Danny LODER	81 01:24.350 James LANCASTER	41 01:19.020 Stuart DAY
ROW 5	76 01:18.620 Peter MOLKENTHIN	10 01:18.060 Drew DUNCAN	47 01:18.030 Graham TATTON
ROW 4	63 01:17.060 David BRISTOW	17 01:16.800 Justin OFFLAND	58 01:15.620 Stephen HAMILTON
ROW 3	25 01:14.130 Tom SHAW	60 01:13.210 Justin PRICE	7 01:12.680 Warren WILKINSON
ROW 2	86 01:12.570 Jason METIVIER	52 01:12.410 John WOODS	4 01:12.340 Stephen WRIGHT
ROW 1	30 01:11.690 Chris COOK	36 01:10.300 Nikita MCNALLY	20 01:08.980 Darren CONNELLY

POLE



BRITISH HISTORIC RACING

RESULT - RACE 41

EVENT 6

PI	No	Evt	Name	Machine	Laps	Time	MPH	Best Lap on	MPH
1	4	6	Stephen WRIGHT	Lambretta DSC RB250	5	5:39.94	48.47	1:06.55	4 49.51
2	7	6	Warren WILKINSON	Lambretta GP 225	5	5:40.79	48.34	1:05.92	5 49.99
3	30	6	Chris COOK	Lambretta CST Quattrini	5	5:41.25	48.28	1:06.75	3 49.36
4	41	6	Stuart DAY	Lambretta GP 230	5	5:41.61	48.23	1:05.32	5 50.45
5	86	6	Jason METIVIER	Lambretta GP 205	5	5:42.28	48.13	1:07.11	4 49.10
6	63	6	David BRISTOW	Vespa Hornet P260	5	6:00.28	45.73	1:08.97	5 47.78
7	60	6	Justin PRICE	Lambretta DSC RB230	5	6:03.28	45.35	1:10.89	4 46.48
8	58	6	Stephen HAMILTON	Gilera Runner 180	5	6:03.61	45.31	1:10.43	5 46.79
9	47	6	Graham TATTON	Lambretta GP200	5	6:03.94	45.27	1:10.60	5 46.67
10	67	6	Danny LODER	Piaggio Zip 77	5	6:11.18	44.39	1:12.27	3 45.59
11	17	6	Justin OFFLAND	Lambretta GP200	5	6:30.60	42.18	1:16.60	2 43.02

Fastest Lap

41 6 Stuart DAY Lambretta GP 230 1:05.32 5 50.45

EVENT 6a

PI	No	Evt	Name	Machine	Laps	Time	MPH	Best Lap on	MPH
1	36	6a	Nikita MCNALLY	Piaggio Zip 90	5	5:43.61	47.95	1:07.04	4 49.15
2	52	6a	John WOODS	Gilera Runner Special	5	6:01.84	45.53	1:09.24	5 47.59

Fastest Lap

36 6a Nikita MCNALLY Piaggio Zip 90 1:07.04 4 49.15

Start Time : 16:51

Three Sisters

11 Aug 19 16:58

Clerk of Course :

Time Issued :

Chief Timekeeper : Graham Marshall

THESE RESULTS ARE PROVISIONAL UNTIL THE CONCLUSION OF ANY JUDICIAL AND TECHNICAL MATTERS

HS Sports Timing and Results Systems - Results and Lap Times at www.theresultslive.co.uk

ACU BRITISH SUPER SCOOTER CHAMPIONSHIP

LAP TIMES - RACE 41

4	Stephen WRIGHT										
Lap	1	2	3	4	5	6	7	8	9	10	
1	1:11.82	1:07.86	1:06.92	1:06.55	1:06.79						
7	Warren WILKINSON										
Lap	1	2	3	4	5	6	7	8	9	10	
1	1:13.47	1:07.79	1:07.24	1:06.37	1:05.92						
17	Justin OFFLAND										
Lap	1	2	3	4	5	6	7	8	9	10	
1	1:22.84	1:16.60	1:17.52	1:16.62	1:17.02						
30	Chris COOK										
Lap	1	2	3	4	5	6	7	8	9	10	
1	1:12.88	1:07.55	1:06.75	1:07.24	1:06.83						
36	Nikita MCNALLY										
Lap	1	2	3	4	5	6	7	8	9	10	
1	1:14.31	1:07.80	1:07.15	1:07.04	1:07.31						
41	Stuart DAY										
Lap	1	2	3	4	5	6	7	8	9	10	
1	1:16.10	1:07.47	1:06.29	1:06.43	1:05.32						
47	Graham TATTON										
Lap	1	2	3	4	5	6	7	8	9	10	
1	1:19.20	1:11.50	1:11.48	1:11.16	1:10.60						
52	John WOODS										
Lap	1	2	3	4	5	6	7	8	9	10	
1	1:17.64	1:11.86	1:12.18	1:10.92	1:09.24						
58	Stephen HAMILTON										
Lap	1	2	3	4	5	6	7	8	9	10	
1	1:18.33	1:12.17	1:11.95	1:10.73	1:10.43						
60	Justin PRICE										
Lap	1	2	3	4	5	6	7	8	9	10	
1	1:17.28	1:11.94	1:12.23	1:10.89	1:10.94						
63	David BRISTOW										
Lap	1	2	3	4	5	6	7	8	9	10	
1	1:18.91	1:11.18	1:11.46	1:09.76	1:08.97						
67	Danny LODER										
Lap	1	2	3	4	5	6	7	8	9	10	
1	1:20.01	1:13.31	1:12.27	1:13.17	1:12.42						
86	Jason METIVIER										
Lap	1	2	3	4	5	6	7	8	9	10	
1	1:11.73	1:08.46	1:07.51	1:07.11	1:07.47						

Lap Chart

ACU BRITISH SUPER SCOOTER CHAMPIONSHIP - RACE 41

Lap 1		Lap 2		Lap 3		Lap 4		Lap 5		Lap 6		Lap 7		Lap 8		Lap 9		Lap 10	
No	Time	No	Time	No	Time	No	Time	No	Time	No	Time	No	Time	No	Time	No	Time	No	Time
86	1:11.73	4	2:19.68	4	3:26.60	4	4:33.15	4	5:39.94										
4	1:11.82	86	2:20.19	30	3:27.18	30	4:34.42	7	5:40.79										
30	1:12.88	30	2:20.43	86	3:27.70	86	4:34.81	30	5:41.25										
7	1:13.47	7	2:21.26	7	3:28.50	7	4:34.87	41	5:41.61										
36	1:14.31	36	2:22.11	36	3:29.26	41	4:36.29	86	5:42.28										
41	1:16.10	41	2:23.57	41	3:29.86	36	4:36.30	36	5:43.61										
60	1:17.28	60	2:29.22	60	3:41.45	63	4:51.31	63	6:00.28										
52	1:17.64	52	2:29.50	63	3:41.55	60	4:52.34	52	6:01.84										
58	1:18.33	63	2:30.09	52	3:41.68	52	4:52.60	60	6:03.28										
63	1:18.91	58	2:30.50	47	3:42.18	58	4:53.18	58	6:03.61										
47	1:19.20	47	2:30.70	58	3:42.45	47	4:53.34	47	6:03.94										
67	1:20.01	67	2:33.32	67	3:45.59	67	4:58.76	67	6:11.18										
17	1:22.84	17	2:39.44	17	3:56.96	17	5:13.58	17	6:30.60										