

BRITISH HISTORIC RACING

MALLORY PARK RESULTS

Saturday 13th / Sunday 14th April
2019

RESULTS BY



HS Sports Ltd
Varey Road, Eaton Bank Trading Estate
Congleton, Cheshire CW12 1UW
Tel. +44 (0)1260 275708
Fax +44 (0)1260 278352
www.hssports.co.uk



ACU BRITISH SCOOTER STOCK CHAMPIONSHIP

RESULT - RACE 10

PI	No	Evt	Name	Machine	Laps	Time	Behind	MPH	Best Lap on	MPH
1	6	4	Darren CONNEELY	Lambretta 205	8	8:28.94		78.66	1:02.44	5 80.14
2	86	4	Jason METIVIER	Lambretta GP205	8	8:34.09	5.15	77.87	1:02.86	3 79.61
3	16	4	Damon TUNNICLIFFE	Lambretta GP200	8	8:51.32	22.38	75.34	1:04.19	6 77.96
4	18	4	Dan LEWIS	Lambretta GP200	8	8:52.16	23.22	75.23	1:05.43	6 76.48
5	46	Pr	David DELANEY	Vespa 90SS 132	8	8:57.45	28.51	74.49	1:06.07	3 75.74
6	5	Pr	Justin PRICE	Lambretta GP 200	8	9:02.50	33.56	73.79	1:06.46	4 75.29
7	41	4e	Stuart DAY	Lambretta 200	8	9:21.19	52.25	71.33	1:05.85	3 75.99
8	12	Pr	Jeremy STEEL	Lambretta GP200	8	9:25.12	56.18	70.84	1:08.46	8 73.09
9	76	4e	Pete MOLKENTHIN	Lambretta 200	8	9:26.04	57.10	70.72	1:08.28	8 73.29
10	4	Pr	Graham TATTON	Lambretta GP200	8	9:27.54	58.60	70.54	1:06.84	3 74.87
11	58	Pr	Stephen HAMILTON	Vespa 135	8	9:27.56	58.62	70.53	1:09.06	8 72.46
12	10	4e	Drew DUNCAN	Lambretta Jet 200	8	9:29.01	1:00.07	70.35	1:09.39	6 72.11
13	62	4	Taylor STURGESS	Lambretta BGM 205	8	9:31.93	1:02.99	69.99	1:08.87	8 72.66
14	36	10	Nikita MCNALLY	Piaggio Zip 78	8	9:34.04	1:05.10	69.74	1:09.34	8 72.17
15	74	Pr	Bob WEST	Lambretta SRP 200	8	9:37.32	1:08.38	69.34	1:10.40	7 71.08
16	19	10	Mark SHIRLEY	Piaggio Zip 80	8	9:46.16	1:17.22	68.30	1:10.84	3 70.64
17	109	4	Paul FITZGERALD	Lambretta GP205	7	8:39.97	1 Lap	67.37	1:10.86	7 70.62
18	29	Pr	Robert FIELDER	Vespa PX 177	7	8:40.09	1 Lap	67.35	1:12.61	5 68.92
19	25	Pr	Thomas SHAW	Scomadi TL 200	7	8:40.69	1 Lap	67.27	1:12.69	2 68.84
20	17	Pr	Justin OFFLAND	Lambretta GP 200	7	8:50.16	1 Lap	66.07	1:13.69	5 67.91
21	44	4	Mark CLIPSTONE	Lambretta GP 205	7	8:56.05	1 Lap	65.34	1:14.26	2 67.38
22	48	4	Gary BIDDLE	Lambretta GP 200	7	8:56.15	1 Lap	65.33	1:14.63	5 67.05
23	95	Pr	Andrew FITZSIMONS	Lambretta GP198	7	9:47.74	1 Lap	59.60	1:21.91	6 61.09

Fastest Lap

6 4 Darren CONNEELY Lambretta 205 1:02.44 5 80.14

Start Time : 15:24

Mallory Park

13 Apr 19 15:35

Clerk of Course :

Time Issued :

Chief Timekeeper : Graham Marshall

THESE RESULTS ARE PROVISIONAL UNTIL THE CONCLUSION OF ANY JUDICIAL AND TECHNICAL MATTERS

HS Sports Timing and Results Systems - Results and Lap Times at www.hssports.co.uk

BRITISH HISTORIC RACING

RESULT - RACE 10

EVENT 10

PI	No	Evt	Name	Machine	Laps	Time	MPH	Best Lap on	MPH
1	36	10	Nikita MCNALLY	Piaggio Zip 78	8	9:34.04	69.74	1:09.34	8 72.17
2	19	10	Mark SHIRLEY	Piaggio Zip 80	8	9:46.16	68.30	1:10.84	3 70.64

Fastest Lap

36	10	Nikita MCNALLY	Piaggio Zip 78	1:09.34	8	72.17
----	----	----------------	----------------	---------	---	-------

EVENT 4

PI	No	Evt	Name	Machine	Laps	Time	MPH	Best Lap on	MPH
1	6	4	Darren CONNEELY	Lambretta 205	8	8:28.94	78.66	1:02.44	5 80.14
2	86	4	Jason METIVIER	Lambretta GP205	8	8:34.09	77.87	1:02.86	3 79.61
3	16	4	Damon TUNNICLIFFE	Lambretta GP200	8	8:51.32	75.34	1:04.19	6 77.96
4	18	4	Dan LEWIS	Lambretta GP200	8	8:52.16	75.23	1:05.43	6 76.48
5	62	4	Taylor STURGESS	Lambretta BGM 205	8	9:31.93	69.99	1:08.87	8 72.66
6	109	4	Paul FITZGERALD	Lambretta GP205	7	8:39.97	67.37	1:10.86	7 70.62
7	44	4	Mark CLIPSTONE	Lambretta GP 205	7	8:56.05	65.34	1:14.26	2 67.38
8	48	4	Gary BIDDLE	Lambretta GP 200	7	8:56.15	65.33	1:14.63	5 67.05

Fastest Lap

6	4	Darren CONNEELY	Lambretta 205	1:02.44	5	80.14
---	---	-----------------	---------------	---------	---	-------

EVENT 4e

PI	No	Evt	Name	Machine	Laps	Time	MPH	Best Lap on	MPH
1	41	4e	Stuart DAY	Lambretta 200	8	9:21.19	71.33	1:05.85	3 75.99
2	76	4e	Pete MOLKENTHIN	Lambretta 200	8	9:26.04	70.72	1:08.28	8 73.29
3	10	4e	Drew DUNCAN	Lambretta Jet 200	8	9:29.01	70.35	1:09.39	6 72.11

Fastest Lap

41	4e	Stuart DAY	Lambretta 200	1:05.85	3	75.99
----	----	------------	---------------	---------	---	-------

Start Time : 15:24

Mallory Park

13 Apr 19 15:35

Clerk of Course :

Time Issued :

Chief Timekeeper : Graham Marshall

THESE RESULTS ARE PROVISIONAL UNTIL THE CONCLUSION OF ANY JUDICIAL AND TECHNICAL MATTERS

HS Sports Timing and Results Systems - Results and Lap Times at www.hssports.co.uk

BRITISH HISTORIC RACING

RESULT - RACE 10

EVENT Pr

Pl	No	Evt	Name	Machine	Laps	Time	MPH	Best Lap on	MPH
1	46	Pr	David DELANEY	Vespa 90SS 132	8	8:57.45	74.49	1:06.07	3 75.74
2	5	Pr	Justin PRICE	Lambretta GP 200	8	9:02.50	73.79	1:06.46	4 75.29
3	12	Pr	Jeremy STEEL	Lambretta GP200	8	9:25.12	70.84	1:08.46	8 73.09
4	4	Pr	Graham TATTON	Lambretta GP200	8	9:27.54	70.54	1:06.84	3 74.87
5	58	Pr	Stephen HAMILTON	Vespa 135	8	9:27.56	70.53	1:09.06	8 72.46
6	74	Pr	Bob WEST	Lambretta SRP 200	8	9:37.32	69.34	1:10.40	7 71.08
7	29	Pr	Robert FIELDER	Vespa PX 177	7	8:40.09	67.35	1:12.61	5 68.92
8	25	Pr	Thomas SHAW	Scomadi TL 200	7	8:40.69	67.27	1:12.69	2 68.84
9	17	Pr	Justin OFFLAND	Lambretta GP 200	7	8:50.16	66.07	1:13.69	5 67.91
10	95	Pr	Andrew FITZSIMONS	Lambretta GP198	7	9:47.74	59.60	1:21.91	6 61.09

Fastest Lap

46 Pr David DELANEY Vespa 90SS 132 1:06.07 3 75.74

Start Time : 15:24

Mallory Park

13 Apr 19 15:35

Clerk of Course :

Time Issued :

Chief Timekeeper : Graham Marshall

THESE RESULTS ARE PROVISIONAL UNTIL THE CONCLUSION OF ANY JUDICIAL AND TECHNICAL MATTERS

HS Sports Timing and Results Systems - Results and Lap Times at www.hssports.co.uk

RACE GRID

ACU BRITISH SCOOTER STOCK CHAMPIONSHIP

RACES 10,19 and 30

ROW 9	95 01:23.730 Andrew FITZSIMONS	16 01:14.490 Damon TUNNICLIFFE	17 01:14.250 Justin OFFLAND
ROW 8	44 01:14.340 Mark CLIPSTONE	42 01:13.960 Ceri HODNETS	48 01:13.540 Gary BIDDLE
ROW 7	19 01:13.530 Mark SHIRLEY	29 01:13.320 Robert FIELDER	83 01:13.290 Jeremy CREW
ROW 6	25 01:13.120 Thomas SHAW	109 01:12.950 Paul FITZGERALD	36 01:12.500 Nikita MCNALLY
ROW 5	10 01:11.400 Drew DUNCAN	58 01:11.170 Stephen HAMILTON	76 01:11.000 Pete MOLKENTHIN
ROW 4	74 01:10.440 Bob WEST	12 01:10.020 Jeremy STEEL	62 01:09.970 Taylor STURGESS
ROW 3	64 01:09.800 Pat WICKHAM	4 01:06.910 Graham TATTON	46 01:06.860 David DELANEY
ROW 2	5 01:06.040 Justin PRICE	41 01:05.870 Stuart DAY	18 01:05.800 Dan LEWIS
ROW 1	63 01:05.310 David BRISTOW	86 01:05.160 Jason METIVIER	6 01:03.690 Darren CONNEELY

POLE



ACU BRITISH SCOOTER STOCK CHAMPIONSHIP

LAP TIMES - RACE 10

4 Graham TATTON

Lap	1	2	3	4	5	6	7	8	9	10
1	1:13.82	1:08.89	1:06.84	1:08.52	1:11.48	1:11.81	1:13.46	1:12.72		

5 Justin PRICE

Lap	1	2	3	4	5	6	7	8	9	10
1	1:12.83	1:07.10	1:06.87	1:06.46	1:06.86	1:07.47	1:06.96	1:07.95		

6 Darren CONNEELY

Lap	1	2	3	4	5	6	7	8	9	10
1	1:08.38	1:02.88	1:03.12	1:02.83	1:02.44	1:02.46	1:03.22	1:03.61		

10 Drew DUNCAN

Lap	1	2	3	4	5	6	7	8	9	10
1	1:17.65	1:10.00	1:10.05	1:10.19	1:09.77	1:09.39	1:10.58	1:11.38		

12 Jeremy STEEL

Lap	1	2	3	4	5	6	7	8	9	10
1	1:17.91	1:09.83	1:09.97	1:10.32	1:10.08	1:08.99	1:09.56	1:08.46		

16 Damon TUNNICLIFFE

Lap	1	2	3	4	5	6	7	8	9	10
1	1:15.98	1:05.53	1:05.25	1:04.86	1:05.85	1:04.19	1:04.89	1:04.77		

17 Justin OFFLAND

Lap	1	2	3	4	5	6	7	8	9	10
1	1:24.31	1:14.17	1:14.84	1:14.37	1:13.69	1:14.21	1:14.57			

18 Dan LEWIS

Lap	1	2	3	4	5	6	7	8	9	10
1	1:11.68	1:06.19	1:05.84	1:06.04	1:05.47	1:05.43	1:05.71	1:05.80		

19 Mark SHIRLEY

Lap	1	2	3	4	5	6	7	8	9	10
1	1:19.46	1:11.11	1:10.84	1:11.73	1:11.04	1:11.06	1:12.48	1:18.44		

25 Thomas SHAW

Lap	1	2	3	4	5	6	7	8	9	10
1	1:21.50	1:12.69	1:13.10	1:13.30	1:13.52	1:13.47	1:13.11			

29 Robert FIELDER

Lap	1	2	3	4	5	6	7	8	9	10
1	1:22.10	1:13.34	1:12.98	1:13.32	1:12.61	1:12.97	1:12.77			

36 Nikita MCNALLY

Lap	1	2	3	4	5	6	7	8	9	10
1	1:20.33	1:11.27	1:10.35	1:10.81	1:11.01	1:10.22	1:10.71	1:09.34		

41 Stuart DAY

Lap	1	2	3	4	5	6	7	8	9	10
1	1:11.90	1:06.07	1:05.85	1:06.16	1:09.58	1:13.36	1:14.10	1:14.17		

44	Mark CLIPSTONE									
Lap	1	2	3	4	5	6	7	8	9	10
1	1:23.27	1:14.26	1:15.96	1:14.94	1:14.49	1:15.42	1:17.71			
46	David DELANEY									
Lap	1	2	3	4	5	6	7	8	9	10
1	1:13.01	1:06.80	1:06.07	1:06.52	1:06.20	1:06.08	1:06.26	1:06.51		
48	Gary BIDDLE									
Lap	1	2	3	4	5	6	7	8	9	10
1	1:22.41	1:14.68	1:14.85	1:14.93	1:14.63	1:16.30	1:18.35			
58	Stephen HAMILTON									
Lap	1	2	3	4	5	6	7	8	9	10
1	1:18.38	1:10.99	1:09.36	1:09.94	1:09.22	1:10.11	1:10.50	1:09.06		
62	Taylor STURGESS									
Lap	1	2	3	4	5	6	7	8	9	10
1	1:18.60	1:11.57	1:11.35	1:11.12	1:10.22	1:10.49	1:09.71	1:08.87		
74	Bob WEST									
Lap	1	2	3	4	5	6	7	8	9	10
1	1:19.64	1:12.09	1:11.64	1:10.65	1:10.61	1:10.59	1:10.40	1:11.70		
76	Pete MOLKENTHIN									
Lap	1	2	3	4	5	6	7	8	9	10
1	1:19.77	1:09.80	1:08.90	1:09.65	1:10.02	1:09.11	1:10.51	1:08.28		
86	Jason METIVIER									
Lap	1	2	3	4	5	6	7	8	9	10
1	1:08.75	1:03.09	1:02.86	1:02.88	1:03.57	1:04.12	1:04.52	1:04.30		
95	Andrew FITZSIMONS									
Lap	1	2	3	4	5	6	7	8	9	10
1	1:33.53	1:22.91	1:22.38	1:22.73	1:22.21	1:21.91	1:22.07			
109	Paul FITZGERALD									
Lap	1	2	3	4	5	6	7	8	9	10
1	1:26.73	1:12.67	1:12.82	1:14.12	1:11.46	1:11.31	1:10.86			

Lap Chart

ACU BRITISH SCOOTER STOCK CHAMPIONSHIP - RACE 10

Lap 1		Lap 2		Lap 3		Lap 4		Lap 5		Lap 6		Lap 7		Lap 8		Lap 9		Lap 10	
No	Time	No	Time	No	Time	No	Time	No	Time	No	Time	No	Time	No	Time	No	Time	No	Time
6	1:08.38	6	2:11.26	6	3:14.38	6	4:17.21	6	5:19.65	6	6:22.11	6	7:25.33	6	8:28.94				
86	1:08.75	86	2:11.84	86	3:14.70	86	4:17.58	86	5:21.15	44	6:22.92 *1	29	7:27.32 *1	86	8:34.09				
18	1:11.68	18	2:17.87	18	3:23.71	95	4:18.82 *1	18	5:35.22	86	6:25.27	25	7:27.58 *1	109	8:39.97 *1				
41	1:11.90	41	2:17.97	41	3:23.82	18	4:29.75	16	5:37.47	18	6:40.65	109	7:29.11 *1	29	8:40.09 *1				
5	1:12.83	46	2:19.81	46	3:25.88	41	4:29.98	46	5:38.60	16	6:41.66	86	7:29.79	25	8:40.69 *1				
46	1:13.01	5	2:19.93	16	3:26.76	16	4:31.62	41	5:39.56	46	6:44.68	17	7:35.59 *1	17	8:50.16 *1				
4	1:13.82	16	2:21.51	5	3:26.80	46	4:32.40	5	5:40.12	5	6:47.59	48	7:37.80 *1	16	8:51.32				
16	1:15.98	4	2:22.71	4	3:29.55	5	4:33.26	95	5:41.55 *1	41	6:52.92	44	7:38.34 *1	18	8:52.16				
10	1:17.65	10	2:27.65	10	3:37.70	4	4:38.07	4	5:49.55	4	7:01.36	18	7:46.36	44	8:56.05 *1				
12	1:17.91	12	2:27.74	12	3:37.71	10	4:47.89	10	5:57.66	95	7:03.76 *1	16	7:46.55	48	8:56.15 *1				
58	1:18.38	58	2:29.37	76	3:38.47	12	4:48.03	58	5:57.89	10	7:07.05	46	7:50.94	46	8:57.45				
62	1:18.60	76	2:29.57	58	3:38.73	76	4:48.12	12	5:58.11	12	7:07.10	5	7:54.55	5	9:02.50				
19	1:19.46	62	2:30.17	19	3:41.41	58	4:48.67	76	5:58.14	76	7:07.25	41	8:07.02	41	9:21.19				
74	1:19.64	19	2:30.57	62	3:41.52	62	4:52.64	62	6:02.86	58	7:08.00	4	8:14.82	12	9:25.12				
76	1:19.77	36	2:31.60	36	3:41.95	36	4:52.76	36	6:03.77	62	7:13.35	12	8:16.66	76	9:26.04				
36	1:20.33	74	2:31.73	74	3:43.37	19	4:53.14	19	6:04.18	36	7:13.99	10	8:17.63	4	9:27.54				
25	1:21.50	25	2:34.19	25	3:47.29	74	4:54.02	74	6:04.63	74	7:15.22	76	8:17.76	58	9:27.56				
29	1:22.10	29	2:35.44	29	3:48.42	25	5:00.59	25	6:14.11	19	7:15.24	58	8:18.50	10	9:29.01				
48	1:22.41	48	2:37.09	48	3:51.94	29	5:01.74	29	6:14.35			62	8:23.06	62	9:31.93				
44	1:23.27	44	2:37.53	109	3:52.22	109	5:06.34	109	6:17.80			36	8:24.70	36	9:34.04				
17	1:24.31	17	2:38.48	17	3:53.32	48	5:06.87	17	6:21.38			74	8:25.62	74	9:37.32				
109	1:26.73	109	2:39.40	44	3:53.49	17	5:07.69	48	6:21.50			95	8:25.67 *1	19	9:46.16				
95	1:33.53	95	2:56.44			44	5:08.43					19	8:27.72	95	9:47.74 *1				



ACU BRITISH SUPER SCOOTER CHAMPIONSHIP

RESULT - RACE 14

PI	No	Evt	Name	Machine	Laps	Time	Behind	MPH	Best Lap on	MPH
1	4	6	Stephen WRIGHT	Lambretta DSC RB	8	8:39.66		77.03	1:03.21	8 79.16
2	7	6	Warren WILKINSON	Lambretta SX 250	8	8:43.58	3.92	76.46	1:02.33	2 80.28
3	52	6a	John WOODS	Gilera Runner 179	8	8:44.57	4.91	76.31	1:04.36	6 77.75
4	63	6	David BRISTOW	Lambretta Hornett PX 26	8	8:49.29	9.63	75.63	1:03.46	3 78.85
5	41	6	Stuart DAY	Lambretta 240	8	8:50.60	10.94	75.45	1:03.55	8 78.74
6	60	6	Justin PRICE	Lambretta GP 230	8	8:51.92	12.26	75.26	1:03.80	8 78.43
7	86	6	Jason METIVIER	Lambretta GP250	8	8:54.39	14.73	74.91	1:03.16	6 79.23
8	116	6	Shaun FAIRHEAD	Lambretta 250	8	9:03.95	24.29	73.59	1:05.28	3 76.65
9	22	6a	Alex VAN DYKE	Gilera Runner 176	8	9:21.26	41.60	71.33	1:08.07	8 73.51
10	36	6a	Nikita MCNALLY	Piaggio Zip 78	8	9:21.69	42.03	71.27	1:08.43	8 73.13
11	76	6	Pete MOLKENTHIN	Lambretta 200	8	9:29.52	49.86	70.29	1:09.31	5 72.20
12	27	6	Ian SCUTT	Lambretta	8	9:31.81	52.15	70.01	1:09.47	3 72.03
13	74	6	Bob WEST	Lambretta SRP 200	8	9:33.02	53.36	69.86	1:09.72	4 71.77
14	109	6	Paul FITZGERALD	Lambretta GP205	8	9:38.34	58.68	69.22	1:10.47	7 71.01
15	67	6	Danny LODER	Vespa Hornet 144	8	9:43.33	1:03.67	68.63	1:10.22	2 71.26
Not-Classified										
	44	OP	Mark CLIPSTONE	Piaggio Zip 95	6	7:09.43	DNF	69.92	1:09.41	3 72.09
	20	6	Darren CONNEELY	Lambretta 230	3	3:06.32	DNF	80.57	59.97	3 83.44
	47	6	Graham TATTON	Lambretta GP200	3	3:43.41	DNF	67.19	1:07.96	2 73.63

Fastest Lap

7 6 Warren WILKINSON Lambretta SX 250 1:02.33 2 80.28

Nos 7 & 63 - Times include 10s Penalty for ANTICIPATING THE START

Start Time : 16:25

Mallory Park

13 Apr 19 16:37

Clerk of Course :

Time Issued :

Chief Timekeeper : Graham Marshall

THESE RESULTS ARE PROVISIONAL UNTIL THE CONCLUSION OF ANY JUDICIAL AND TECHNICAL MATTERS

HS Sports Timing and Results Systems - Results and Lap Times at www.hssports.co.uk

BRITISH HISTORIC RACING

RESULT - RACE 14

EVENT 6

PI	No	Evt	Name	Machine	Laps	Time	MPH	Best Lap on	MPH
1	4	6	Stephen WRIGHT	Lambretta DSC RB	8	8:39.66	77.03	1:03.21	8 79.16
2	7	6	Warren WILKINSON	Lambretta SX 250	8	8:43.58	76.46	1:02.33	2 80.28
3	63	6	David BRISTOW	Lambretta Hornett PX 26	8	8:49.29	75.63	1:03.46	3 78.85
4	41	6	Stuart DAY	Lambretta 240	8	8:50.60	75.45	1:03.55	8 78.74
5	60	6	Justin PRICE	Lambretta GP 230	8	8:51.92	75.26	1:03.80	8 78.43
6	86	6	Jason METIVIER	Lambretta GP250	8	8:54.39	74.91	1:03.16	6 79.23
7	116	6	Shaun FAIRHEAD	Lambretta 250	8	9:03.95	73.59	1:05.28	3 76.65
8	76	6	Pete MOLKENTHIN	Lambretta 200	8	9:29.52	70.29	1:09.31	5 72.20
9	27	6	Ian SCUTT	Lambretta	8	9:31.81	70.01	1:09.47	3 72.03
10	74	6	Bob WEST	Lambretta SRP 200	8	9:33.02	69.86	1:09.72	4 71.77
11	109	6	Paul FITZGERALD	Lambretta GP205	8	9:38.34	69.22	1:10.47	7 71.01
12	67	6	Danny LODER	Vespa Hornet 144	8	9:43.33	68.63	1:10.22	2 71.26

Not-Classified

20	6	Darren CONNEELY	Lambretta 230	3	3:06.32	DNF	80.57	59.97	3 83.44
47	6	Graham TATTON	Lambretta GP200	3	3:43.41	DNF	67.19	1:07.96	2 73.63

Fastest Lap

20	6	Darren CONNEELY	Lambretta 230					59.97	3 83.44
----	---	-----------------	---------------	--	--	--	--	-------	---------

Nos 7 & 63 - Times include 10s Penalty for ANTICIPATING THE START

EVENT 6a

PI	No	Evt	Name	Machine	Laps	Time	MPH	Best Lap on	MPH
1	52	6a	John WOODS	Gilera Runner 179	8	8:44.57	76.31	1:04.36	6 77.75
2	22	6a	Alex VAN DYKE	Gilera Runner 176	8	9:21.26	71.33	1:08.07	8 73.51
3	36	6a	Nikita MCNALLY	Piaggio Zip 78	8	9:21.69	71.27	1:08.43	8 73.13

Fastest Lap

52	6a	John WOODS	Gilera Runner 179					1:04.36	6 77.75
----	----	------------	-------------------	--	--	--	--	---------	---------

Nos 7 & 63 - Times include 10s Penalty for ANTICIPATING THE START

Start Time : 16:25

Mallory Park

13 Apr 19 16:37

Clerk of Course :

Time Issued :

Chief Timekeeper : Graham Marshall

THESE RESULTS ARE PROVISIONAL UNTIL THE CONCLUSION OF ANY JUDICIAL AND TECHNICAL MATTERS


HS Sports Timing and Results Systems - Results and Lap Times at www.hssports.co.uk

RACE GRID

ACU BRITISH SUPER SCOOTER CHAMPIONSHIP

RACE 14, 23 and 34

ROW 7	109 01:11.530 Paul FITZGERALD	19 01:11.360 Mark SHIRLEY	27 01:11.270 Ian SCUTT
ROW 6	44 01:09.940 Mark CLIPSTONE	10 01:09.890 Drew DUNCAN	74 01:09.660 Bob WEST
ROW 5	36 01:09.530 Nikita MCNALLY	76 01:09.070 Pete MOLKENTHIN	67 01:09.020 Danny LODER
ROW 4	22 01:08.820 Alex VAN DYKE	12 01:08.600 Jeremy STEEL	41 01:07.780 Stuart DAY
ROW 3	116 01:07.430 Shaun FAIRHEAD	47 01:06.530 Graham TATTON	30 01:06.140 Chris COOK
ROW 2	52 01:04.280 John WOODS	7 01:03.950 Warren WILKINSON	63 01:03.840 David BRISTOW
ROW 1	4 01:03.710 Stephen WRIGHT	60 01:02.820 Justin PRICE	20 01:00.700 Darren CONNEELY
POLE			



ACU BRITISH SUPER SCOOTER CHAMPIONSHIP

LAP TIMES - RACE 14

4	Stephen WRIGHT										
Lap	1	2	3	4	5	6	7	8	9	10	
1	1:11.64	1:04.71	1:04.48	1:04.18	1:03.88	1:03.86	1:03.70	1:03.21			
7	Warren WILKINSON										
Lap	1	2	3	4	5	6	7	8	9	10	
1	1:10.04	1:02.33	1:02.95	1:03.23	1:02.55	1:03.76	1:04.26	1:04.46			
20	Darren CONNEELY										
Lap	1	2	3	4	5	6	7	8	9	10	
1	1:06.08	1:00.27	59.97								
22	Alex VAN DYKE										
Lap	1	2	3	4	5	6	7	8	9	10	
1	1:16.46	1:10.17	1:08.85	1:10.24	1:09.46	1:09.58	1:08.43	1:08.07			
27	Ian SCUTT										
Lap	1	2	3	4	5	6	7	8	9	10	
1	1:19.07	1:10.48	1:09.47	1:10.29	1:09.61	1:12.52	1:09.99	1:10.38			
36	Nikita MCNALLY										
Lap	1	2	3	4	5	6	7	8	9	10	
1	1:17.09	1:09.36	1:09.54	1:09.42	1:09.40	1:09.24	1:09.21	1:08.43			
41	Stuart DAY										
Lap	1	2	3	4	5	6	7	8	9	10	
1	1:17.21	1:06.81	1:05.23	1:04.04	1:05.33	1:04.43	1:04.00	1:03.55			
44	Mark CLIPSTONE										
Lap	1	2	3	4	5	6	7	8	9	10	
1	1:17.33	1:09.83	1:09.41	1:10.25	1:11.19	1:11.42					
47	Graham TATTON										
Lap	1	2	3	4	5	6	7	8	9	10	
1	1:21.63	1:07.96	1:13.82								
52	John WOODS										
Lap	1	2	3	4	5	6	7	8	9	10	
1	1:11.77	1:04.77	1:04.82	1:04.67	1:04.40	1:04.36	1:04.69	1:05.09			
60	Justin PRICE										
Lap	1	2	3	4	5	6	7	8	9	10	
1	1:19.29	1:04.94	1:04.80	1:04.28	1:05.35	1:04.52	1:04.94	1:03.80			
63	David BRISTOW										
Lap	1	2	3	4	5	6	7	8	9	10	
1	1:10.96	1:04.34	1:03.46	1:03.83	1:04.17	1:04.12	1:04.20	1:04.21			
67	Danny LODER										
Lap	1	2	3	4	5	6	7	8	9	10	
1	1:20.78	1:10.22	1:12.77	1:13.27	1:13.07	1:11.55	1:11.22	1:10.45			

Lap Chart

ACU BRITISH SUPER SCOOTER CHAMPIONSHIP - RACE 14

Lap 1		Lap 2		Lap 3		Lap 4		Lap 5		Lap 6		Lap 7		Lap 8		Lap 9		Lap 10	
No	Time	No	Time	No	Time	No	Time	No	Time	No	Time	No	Time	No	Time	No	Time	No	Time
20	1:06.08	20	2:06.35	20	3:06.32	7	4:18.55	7	5:21.10	7	6:24.86	7	7:29.12	4	8:39.66				
7	1:10.04	7	2:12.37	7	3:15.32	63	4:22.59	63	5:26.76	63	6:30.88	63	7:35.08	7	8:43.58				
63	1:10.96	63	2:15.30	63	3:18.76	4	4:25.01	4	5:28.89	4	6:32.75	4	7:36.45	52	8:44.57				
4	1:11.64	4	2:16.35	4	3:20.83	52	4:26.03	52	5:30.43	52	6:34.79	52	7:39.48	63	8:49.29				
52	1:11.77	52	2:16.54	52	3:21.36	116	4:31.33	41	5:38.62	41	6:43.05	41	7:47.05	41	8:50.60				
116	1:12.27	116	2:17.98	116	3:23.26	41	4:33.29	60	5:38.66	60	6:43.18	60	7:48.12	60	8:51.92				
22	1:16.46	41	2:24.02	60	3:29.03	60	4:33.31	116	5:38.67	116	6:46.09	86	7:50.53	86	8:54.39				
36	1:17.09	60	2:24.23	41	3:29.25	86	4:38.22	86	5:43.14	86	6:46.30	116	7:53.76	116	9:03.95				
41	1:17.21	36	2:26.45	86	3:34.36	36	4:45.41	36	5:54.81	36	7:04.05	22	8:13.19	22	9:21.26				
44	1:17.33	22	2:26.63	22	3:35.48	22	4:45.72	22	5:55.18	22	7:04.76	36	8:13.26	36	9:21.69				
27	1:19.07	44	2:27.16	36	3:35.99	44	4:46.82	44	5:58.01	44	7:09.43	76	8:19.61	76	9:29.52				
60	1:19.29	27	2:29.55	44	3:36.57	27	4:49.31	27	5:58.92	76	7:10.06	27	8:21.43	27	9:31.81				
76	1:20.33	47	2:29.59	27	3:39.02	76	4:50.26	76	5:59.57	27	7:11.44	74	8:22.43	74	9:33.02				
67	1:20.78	76	2:29.88	76	3:39.69	74	4:50.38	74	6:00.86	74	7:11.57	109	8:27.39	109	9:38.34				
74	1:20.91	86	2:30.26	74	3:40.66	109	4:54.41	109	6:05.73	109	7:16.92	67	8:32.88	67	9:43.33				
47	1:21.63	74	2:30.83	109	3:43.22	67	4:57.04	67	6:10.11	67	7:21.66								
109	1:21.71	67	2:31.00	47	3:43.41														
86	1:22.64	109	2:32.29	67	3:43.77														

74	Bob WEST										
	Lap	1	2	3	4	5	6	7	8	9	10
	1	1:20.91	1:09.92	1:09.83	1:09.72	1:10.48	1:10.71	1:10.86	1:10.59		

76	Pete MOLKENTHIN										
	Lap	1	2	3	4	5	6	7	8	9	10
	1	1:20.33	1:09.55	1:09.81	1:10.57	1:09.31	1:10.49	1:09.55	1:09.91		

86	Jason METIVIER										
	Lap	1	2	3	4	5	6	7	8	9	10
	1	1:22.64	1:07.62	1:04.10	1:03.86	1:04.92	1:03.16	1:04.23	1:03.86		

109	Paul FITZGERALD										
	Lap	1	2	3	4	5	6	7	8	9	10
	1	1:21.71	1:10.58	1:10.93	1:11.19	1:11.32	1:11.19	1:10.47	1:10.95		

116	Shaun FAIRHEAD										
	Lap	1	2	3	4	5	6	7	8	9	10
	1	1:12.27	1:05.71	1:05.28	1:08.07	1:07.34	1:07.42	1:07.67	1:10.19		



ACU BRITISH SCOOTER STOCK CHAMPIONSHIP

RESULT - RACE 19

Pl	No	Evt	Name	Machine	Laps	Time	Behind	MPH	Best Lap on	MPH
1	86	4	Jason METIVIER	Lambretta GP205	8	8:42.98		76.55	1:03.66	7 78.61
2	16	4	Damon TUNNICLIFFE	Lambretta GP200	8	8:54.41	11.43	74.91	1:04.89	2 77.12
3	18	4	Dan LEWIS	Lambretta GP200	8	8:58.91	15.93	74.28	1:05.70	2 76.16
4	5	Pr	Justin PRICE	Lambretta GP 200	8	9:02.03	19.05	73.86	1:06.45	4 75.30
5	46	Pr	David DELANEY	Vespa 90SS 132	8	9:07.54	24.56	73.11	1:06.40	7 75.36
6	62	4	Taylor STURGESS	Lambretta BGM 205	8	9:16.12	33.14	71.98	1:07.95	6 73.64
7	4	Pr	Graham TATTON	Lambretta GP200	8	9:16.64	33.66	71.92	1:07.90	6 73.70
8	41	4e	Stuart DAY	Lambretta 200	8	9:21.43	38.45	71.30	1:07.96	2 73.63
9	10	4e	Drew DUNCAN	Lambretta Jet 200	8	9:24.31	41.33	70.94	1:08.96	7 72.56
10	12	Pr	Jeremy STEEL	Lambretta GP200	8	9:31.19	48.21	70.09	1:09.85	8 71.64
11	36	10	Nikita MCNALLY	Piaggio Zip 78	8	9:33.66	50.68	69.78	1:10.13	6 71.35
12	74	Pr	Bob WEST	Lambretta SRP 200	8	9:36.52	53.54	69.44	1:09.90	6 71.59
13	19	10	Mark SHIRLEY	Piaggio Zip 80	8	9:54.58	1:11.60	67.33	1:12.73	4 68.80
14	109	4	Paul FITZGERALD	Lambretta GP205	7	8:43.31	1 Lap	66.94	1:11.97	5 69.53
15	25	Pr	Thomas SHAW	Scomadi TL 200	7	8:44.23	1 Lap	66.82	1:12.72	3 68.81
16	29	Pr	Robert FIELDER	Vespa PX 177	7	8:45.32	1 Lap	66.68	1:12.12	3 69.38
17	17	Pr	Justin OFFLAND	Lambretta GP 200	7	8:48.06	1 Lap	66.33	1:12.45	7 69.07
18	95	Pr	Andrew FITZSIMONS	Lambretta GP198	7	9:54.82	1 Lap	58.89	1:23.28	3 60.09

Not-Classified

48	4		Gary BIDDLE	Lambretta GP 200	6	7:47.07	DNF	64.28	1:14.34	2 67.31
76	4e		Pete MOLKENTHIN	Lambretta 200	5	6:03.26	DNF	68.88	1:10.19	2 71.29
44	4		Mark CLIPSTONE	Lambretta GP 205	3	3:57.19	DNF	63.29	1:15.73	2 66.08
58	Pr		Stephen HAMILTON	Vespa 135	1	1:22.53	DNF	60.63		0 0.00

Fastest Lap

86	4		Jason METIVIER	Lambretta GP205					1:03.66	7 78.61
----	---	--	----------------	-----------------	--	--	--	--	---------	---------

Start Time : 10:20

Mallory Park

14 Apr 19 10:33

Clerk of Course :

Time Issued :

Chief Timekeeper : Graham Marshall

THESE RESULTS ARE PROVISIONAL UNTIL THE CONCLUSION OF ANY JUDICIAL AND TECHNICAL MATTERS

HS Sports Timing and Results Systems - Results and Lap Times at www.hssports.co.uk

BRITISH HISTORIC RACING

RESULT - RACE 19

EVENT 10

PI	No	Evt	Name	Machine	Laps	Time	MPH	Best Lap on	MPH
1	36	10	Nikita MCNALLY	Piaggio Zip 78	8	9:33.66	69.78	1:10.13	6 71.35
2	19	10	Mark SHIRLEY	Piaggio Zip 80	8	9:54.58	67.33	1:12.73	4 68.80

Fastest Lap

36	10	Nikita MCNALLY	Piaggio Zip 78				1:10.13	6	71.35
----	----	----------------	----------------	--	--	--	---------	---	-------

EVENT 4

PI	No	Evt	Name	Machine	Laps	Time	MPH	Best Lap on	MPH
1	86	4	Jason METIVIER	Lambretta GP205	8	8:42.98	76.55	1:03.66	7 78.61
2	16	4	Damon TUNNICLIFFE	Lambretta GP200	8	8:54.41	74.91	1:04.89	2 77.12
3	18	4	Dan LEWIS	Lambretta GP200	8	8:58.91	74.28	1:05.70	2 76.16
4	62	4	Taylor STURGESS	Lambretta BGM 205	8	9:16.12	71.98	1:07.95	6 73.64
5	109	4	Paul FITZGERALD	Lambretta GP205	7	8:43.31	66.94	1:11.97	5 69.53

Not-Classified

48	4	Gary BIDDLE	Lambretta GP 200	6	7:47.07	DNF	64.28	1:14.34	2 67.31
44	4	Mark CLIPSTONE	Lambretta GP 205	3	3:57.19	DNF	63.29	1:15.73	2 66.08

Fastest Lap

86	4	Jason METIVIER	Lambretta GP205				1:03.66	7	78.61
----	---	----------------	-----------------	--	--	--	---------	---	-------

EVENT 4e

PI	No	Evt	Name	Machine	Laps	Time	MPH	Best Lap on	MPH
1	41	4e	Stuart DAY	Lambretta 200	8	9:21.43	71.30	1:07.96	2 73.63
2	10	4e	Drew DUNCAN	Lambretta Jet 200	8	9:24.31	70.94	1:08.96	7 72.56

Not-Classified

76	4e	Pete MOLKENTHIN	Lambretta 200	5	6:03.26	DNF	68.88	1:10.19	2 71.29
----	----	-----------------	---------------	---	---------	-----	-------	---------	---------

Fastest Lap

41	4e	Stuart DAY	Lambretta 200				1:07.96	2	73.63
----	----	------------	---------------	--	--	--	---------	---	-------

Start Time : 10:20

Mallory Park

14 Apr 19 10:33

Clerk of Course :

Time Issued :

Chief Timekeeper : Graham Marshall

THESE RESULTS ARE PROVISIONAL UNTIL THE CONCLUSION OF ANY JUDICIAL AND TECHNICAL MATTERS

HS Sports Timing and Results Systems - Results and Lap Times at www.hssports.co.uk

BRITISH HISTORIC RACING

RESULT - RACE 19

EVENT Pr

Pl	No	Evt	Name	Machine	Laps	Time	MPH	Best Lap on	MPH
1	5	Pr	Justin PRICE	Lambretta GP 200	8	9:02.03	73.86	1:06.45	4 75.30
2	46	Pr	David DELANEY	Vespa 90SS 132	8	9:07.54	73.11	1:06.40	7 75.36
3	4	Pr	Graham TATTON	Lambretta GP200	8	9:16.64	71.92	1:07.90	6 73.70
4	12	Pr	Jeremy STEEL	Lambretta GP200	8	9:31.19	70.09	1:09.85	8 71.64
5	74	Pr	Bob WEST	Lambretta SRP 200	8	9:36.52	69.44	1:09.90	6 71.59
6	25	Pr	Thomas SHAW	Scomadi TL 200	7	8:44.23	66.82	1:12.72	3 68.81
7	29	Pr	Robert FIELDER	Vespa PX 177	7	8:45.32	66.68	1:12.12	3 69.38
8	17	Pr	Justin OFFLAND	Lambretta GP 200	7	8:48.06	66.33	1:12.45	7 69.07
9	95	Pr	Andrew FITZSIMONS	Lambretta GP198	7	9:54.82	58.89	1:23.28	3 60.09
<u>Not-Classified</u>									
	58	Pr	Stephen HAMILTON	Vespa 135	1	1:22.53	DNF	60.63	0 0.00
<u>Fastest Lap</u>									
	46	Pr	David DELANEY	Vespa 90SS 132				1:06.40	7 75.36

Start Time : 10:20

Mallory Park

14 Apr 19 10:33

Clerk of Course :

Time Issued :

Chief Timekeeper : Graham Marshall

THESE RESULTS ARE PROVISIONAL UNTIL THE CONCLUSION OF ANY JUDICIAL AND TECHNICAL MATTERS

HS Sports Timing and Results Systems - Results and Lap Times at www.hssports.co.uk

RACE GRID

ACU BRITISH SCOOTER STOCK CHAMPIONSHIP

RACES 10,19 and 30

ROW 9	95 01:23.730 Andrew FITZSIMONS	16 01:14.490 Damon TUNNICLIFFE	17 01:14.250 Justin OFFLAND
ROW 8	44 01:14.340 Mark CLIPSTONE	42 01:13.960 Ceri HODNETS	48 01:13.540 Gary BIDDLE
ROW 7	19 01:13.530 Mark SHIRLEY	29 01:13.320 Robert FIELDER	83 01:13.290 Jeremy CREW
ROW 6	25 01:13.120 Thomas SHAW	109 01:12.950 Paul FITZGERALD	36 01:12.500 Nikita MCNALLY
ROW 5	10 01:11.400 Drew DUNCAN	58 01:11.170 Stephen HAMILTON	76 01:11.000 Pete MOLKENTHIN
ROW 4	74 01:10.440 Bob WEST	12 01:10.020 Jeremy STEEL	62 01:09.970 Taylor STURGESS
ROW 3	64 01:09.800 Pat WICKHAM	4 01:06.910 Graham TATTON	46 01:06.860 David DELANEY
ROW 2	5 01:06.040 Justin PRICE	41 01:05.870 Stuart DAY	18 01:05.800 Dan LEWIS
ROW 1	63 01:05.310 David BRISTOW	86 01:05.160 Jason METIVIER	6 01:03.690 Darren CONNEELY

POLE



ACU BRITISH SCOOTER STOCK CHAMPIONSHIP

LAP TIMES - RACE 19

4 Graham TATTON

Lap	1	2	3	4	5	6	7	8	9	10
1	1:15.97	1:08.47	1:09.49	1:08.07	1:08.48	1:07.90	1:09.18	1:09.08		

5 Justin PRICE

Lap	1	2	3	4	5	6	7	8	9	10
1	1:13.33	1:06.93	1:06.47	1:06.45	1:07.93	1:06.70	1:07.28	1:06.94		

10 Drew DUNCAN

Lap	1	2	3	4	5	6	7	8	9	10
1	1:17.28	1:09.54	1:09.37	1:09.04	1:09.39	1:11.22	1:08.96	1:09.51		

12 Jeremy STEEL

Lap	1	2	3	4	5	6	7	8	9	10
1	1:17.52	1:10.36	1:10.78	1:11.03	1:10.72	1:10.08	1:10.85	1:09.85		

16 Damon TUNNICLIFFE

Lap	1	2	3	4	5	6	7	8	9	10
1	1:13.96	1:04.89	1:05.13	1:05.21	1:05.89	1:06.03	1:05.82	1:07.48		

17 Justin OFFLAND

Lap	1	2	3	4	5	6	7	8	9	10
1	1:24.19	1:14.66	1:14.88	1:14.06	1:14.65	1:13.17	1:12.45			

18 Dan LEWIS

Lap	1	2	3	4	5	6	7	8	9	10
1	1:12.18	1:05.70	1:06.76	1:06.07	1:06.73	1:05.88	1:07.35	1:08.24		

19 Mark SHIRLEY

Lap	1	2	3	4	5	6	7	8	9	10
1	1:21.31	1:13.11	1:12.92	1:12.73	1:13.11	1:13.56	1:14.05	1:13.79		

25 Thomas SHAW

Lap	1	2	3	4	5	6	7	8	9	10
1	1:22.11	1:13.27	1:12.72	1:13.68	1:13.02	1:15.87	1:13.56			

29 Robert FIELDER

Lap	1	2	3	4	5	6	7	8	9	10
1	1:22.64	1:12.63	1:12.12	1:14.30	1:14.71	1:14.90	1:14.02			

36 Nikita MCNALLY

Lap	1	2	3	4	5	6	7	8	9	10
1	1:19.30	1:11.29	1:10.47	1:10.70	1:10.39	1:10.13	1:10.95	1:10.43		

41 Stuart DAY

Lap	1	2	3	4	5	6	7	8	9	10
1	1:13.28	1:07.96	1:11.55	1:12.74	1:09.85	1:08.35	1:09.02	1:08.68		

44 Mark CLIPSTONE

Lap	1	2	3	4	5	6	7	8	9	10
1	1:25.26	1:15.73	1:16.20							

46	David DELANEY									
Lap	1	2	3	4	5	6	7	8	9	10
1	1:17.74	1:07.71	1:07.76	1:07.28	1:06.49	1:06.54	1:06.40	1:07.62		
48	Gary BIDDLE									
Lap	1	2	3	4	5	6	7	8	9	10
1	1:23.47	1:14.34	1:14.70	1:15.01	1:17.92	1:21.63				
58	Stephen HAMILTON									
Lap	1	2	3	4	5	6	7	8	9	10
1	1:22.53									
62	Taylor STURGESS									
Lap	1	2	3	4	5	6	7	8	9	10
1	1:15.79	1:08.55	1:08.16	1:08.83	1:08.41	1:07.95	1:09.10	1:09.33		
74	Bob WEST									
Lap	1	2	3	4	5	6	7	8	9	10
1	1:21.20	1:11.63	1:10.88	1:10.47	1:10.07	1:09.90	1:11.30	1:11.07		
76	Pete MOLKENTHIN									
Lap	1	2	3	4	5	6	7	8	9	10
1	1:21.19	1:10.19	1:10.50	1:10.79	1:10.59					
86	Jason METIVIER									
Lap	1	2	3	4	5	6	7	8	9	10
1	1:10.55	1:04.56	1:04.43	1:03.95	1:04.06	1:04.10	1:03.66	1:07.67		
95	Andrew FITZSIMONS									
Lap	1	2	3	4	5	6	7	8	9	10
1	1:32.39	1:23.29	1:23.28	1:23.75	1:24.47	1:23.84	1:23.80			
109	Paul FITZGERALD									
Lap	1	2	3	4	5	6	7	8	9	10
1	1:25.08	1:14.30	1:12.98	1:12.05	1:11.97	1:14.21	1:12.72			

Lap Chart

ACU BRITISH SCOOTER STOCK CHAMPIONSHIP - RACE 19

Lap 1		Lap 2		Lap 3		Lap 4		Lap 5		Lap 6		Lap 7		Lap 8		Lap 9		Lap 10	
No	Time	No	Time	No	Time	No	Time	No	Time	No	Time	No	Time	No	Time	No	Time	No	Time
86	1:10.55	86	2:15.11	86	3:19.54	86	4:23.49	86	5:27.55	86	6:31.65	86	7:35.31	86	8:42.98				
18	1:12.18	18	2:17.88	16	3:23.98	16	4:29.19	16	5:35.08	16	6:41.11	17	7:35.61 *1	109	8:43.31 *1				
41	1:13.28	16	2:18.85	18	3:24.64	18	4:30.71	18	5:37.44	18	6:43.32	16	7:46.93	25	8:44.23 *1				
5	1:13.33	5	2:20.26	5	3:26.73	5	4:33.18	5	5:41.11	5	6:47.81	48	7:47.07 *1	29	8:45.32 *1				
16	1:13.96	41	2:21.24	62	3:32.50	46	4:40.49	95	5:42.71 *1	46	6:53.52	18	7:50.67	17	8:48.06 *1				
62	1:15.79	62	2:24.34	41	3:32.79	62	4:41.33	46	5:46.98	62	6:57.69	5	7:55.09	16	8:54.41				
4	1:15.97	4	2:24.44	46	3:33.21	4	4:42.00	62	5:49.74	4	6:58.38	46	7:59.92	18	8:58.91				
10	1:17.28	46	2:25.45	4	3:33.93	10	4:45.23	4	5:50.48	41	7:03.73	62	8:06.79	5	9:02.03				
12	1:17.52	10	2:26.82	10	3:36.19	41	4:45.53	10	5:54.62	10	7:05.84	4	8:07.56	46	9:07.54				
46	1:17.74	12	2:27.88	12	3:38.66	12	4:49.69	41	5:55.38	95	7:07.18 *1	41	8:12.75	62	9:16.12				
36	1:19.30	36	2:30.59	36	3:41.06	36	4:51.76	12	6:00.41	12	7:10.49	10	8:14.80	4	9:16.64				
76	1:21.19	76	2:31.38	76	3:41.88	76	4:52.67	36	6:02.15	36	7:12.28	12	8:21.34	41	9:21.43				
74	1:21.20	74	2:32.83	74	3:43.71	74	4:54.18	76	6:03.26	74	7:14.15	36	8:23.23	10	9:24.31				
19	1:21.31	19	2:34.42	19	3:47.34	19	5:00.07	74	6:04.25	19	7:26.74	74	8:25.45	12	9:31.19				
25	1:22.11	29	2:35.27	29	3:47.39	29	5:01.69	19	6:13.18	109	7:30.59	95	8:31.02 *1	36	9:33.66				
58	1:22.53	25	2:35.38	25	3:48.10	25	5:01.78	25	6:14.80	25	7:30.67	19	8:40.79	74	9:36.52				
29	1:22.64	48	2:37.81	109	3:52.36	109	5:04.41	109	6:16.38	29	7:31.30			19	9:54.58				
48	1:23.47	17	2:38.85	48	3:52.51	48	5:07.52	29	6:16.40					95	9:54.82 *1				
17	1:24.19	109	2:39.38	17	3:53.73	17	5:07.79	17	6:22.44										
109	1:25.08	44	2:40.99	44	3:57.19			48	6:25.44										
44	1:25.26	95	2:55.68	95	4:18.96														
95	1:32.39																		



ACU BRITISH SUPER SCOOTER CHAMPIONSHIP

RESULT - RACE 23

PI	No	Evt	Name	Machine	Laps	Time	Behind	MPH	Best Lap on	MPH
1	20	6	Darren CONNEELY	Lambretta 230	8	8:21.57		79.81	1:00.71	4 82.42
2	60	6	Justin PRICE	Lambretta GP 230	8	8:29.36	7.79	78.59	1:02.10	2 80.58
3	7	6	Warren WILKINSON	Lambretta SX 250	8	8:29.39	7.82	78.59	1:01.91	3 80.83
4	4	6	Stephen WRIGHT	Lambretta DSC RB	8	8:30.56	8.99	78.41	1:02.49	6 80.08
5	52	6a	John WOODS	Gilera Runner 179	8	8:44.06	22.49	76.39	1:04.21	3 77.93
6	63	6	David BRISTOW	Lambretta Hornett PX 26	8	8:44.29	22.72	76.35	1:03.76	6 78.48
7	41	6	Stuart DAY	Lambretta 240	8	8:57.41	35.84	74.49	1:05.93	2 75.90
8	47	6	Graham TATTON	Lambretta GP200	8	9:00.55	38.98	74.06	1:05.57	3 76.32
9	36	6a	Nikita MCNALLY	Piaggio Zip 78	8	9:07.48	45.91	73.12	1:07.25	2 74.41
10	116	6	Shaun FAIRHEAD	Lambretta 250	8	9:15.13	53.56	72.11	1:06.48	2 75.27
11	67	6	Danny LODER	Vespa Hornet 144	8	9:25.11	1:03.54	70.84	1:08.77	7 72.76
12	22	6a	Alex VAN DYKE	Gilera Runner 176	8	9:27.73	1:06.16	70.51	1:09.06	2 72.46
13	76	6	Pete MOLKENTHIN	Lambretta 200	7	8:24.56	1 Lap	69.42	1:09.69	2 71.80
14	74	6	Bob WEST	Lambretta SRP 200	7	8:26.56	1 Lap	69.15	1:10.16	2 71.32
15	109	6	Paul FITZGERALD	Lambretta GP205	7	8:29.43	1 Lap	68.76	1:10.25	3 71.23
16	25	6a	Thomas SHAW	Scomadi TL 200	7	8:31.19	1 Lap	68.52	1:11.21	3 70.27
Not-Classified										
	44	6a	Mark CLIPSTONE	Piaggio Zip 95	5	6:19.83	DNF	65.87	1:12.25	2 69.26
	86	6	Jason METIVIER	Lambretta GP250	3	3:15.66	DNF	76.72	1:02.19	3 80.46
Fastest Lap										
	20	6	Darren CONNEELY	Lambretta 230					1:00.71	4 82.42

Start Time : 11:23

Mallory Park

14 Apr 19 11:35

Clerk of Course :

Time Issued :

Chief Timekeeper : Graham Marshall

THESE RESULTS ARE PROVISIONAL UNTIL THE CONCLUSION OF ANY JUDICIAL AND TECHNICAL MATTERS

HS Sports Timing and Results Systems - Results and Lap Times at www.hssports.co.uk

BRITISH HISTORIC RACING

RESULT - RACE 23

EVENT 6

PI	No	Evt	Name	Machine	Laps	Time	MPH	Best Lap on	MPH
1	20	6	Darren CONNEELY	Lambretta 230	8	8:21.57	79.81	1:00.71	4 82.42
2	60	6	Justin PRICE	Lambretta GP 230	8	8:29.36	78.59	1:02.10	2 80.58
3	7	6	Warren WILKINSON	Lambretta SX 250	8	8:29.39	78.59	1:01.91	3 80.83
4	4	6	Stephen WRIGHT	Lambretta DSC RB	8	8:30.56	78.41	1:02.49	6 80.08
5	63	6	David BRISTOW	Lambretta Hornett PX 26	8	8:44.29	76.35	1:03.76	6 78.48
6	41	6	Stuart DAY	Lambretta 240	8	8:57.41	74.49	1:05.93	2 75.90
7	47	6	Graham TATTON	Lambretta GP200	8	9:00.55	74.06	1:05.57	3 76.32
8	116	6	Shaun FAIRHEAD	Lambretta 250	8	9:15.13	72.11	1:06.48	2 75.27
9	67	6	Danny LODER	Vespa Hornet 144	8	9:25.11	70.84	1:08.77	7 72.76
10	76	6	Pete MOLKENTHIN	Lambretta 200	7	8:24.56	69.42	1:09.69	2 71.80
11	74	6	Bob WEST	Lambretta SRP 200	7	8:26.56	69.15	1:10.16	2 71.32
12	109	6	Paul FITZGERALD	Lambretta GP205	7	8:29.43	68.76	1:10.25	3 71.23

Not-Classified

86	6		Jason METIVIER	Lambretta GP250	3	3:15.66	DNF	76.72	1:02.19	3 80.46
----	---	--	----------------	-----------------	---	---------	-----	-------	---------	---------

Fastest Lap

20	6		Darren CONNEELY	Lambretta 230				1:00.71	4 82.42
----	---	--	-----------------	---------------	--	--	--	---------	---------

EVENT 6a

PI	No	Evt	Name	Machine	Laps	Time	MPH	Best Lap on	MPH
1	52	6a	John WOODS	Gilera Runner 179	8	8:44.06	76.39	1:04.21	3 77.93
2	36	6a	Nikita MCNALLY	Piaggio Zip 78	8	9:07.48	73.12	1:07.25	2 74.41
3	22	6a	Alex VAN DYKE	Gilera Runner 176	8	9:27.73	70.51	1:09.06	2 72.46
4	25	6a	Thomas SHAW	Scomadi TL 200	7	8:31.19	68.52	1:11.21	3 70.27

Not-Classified

44	6a		Mark CLIPSTONE	Piaggio Zip 95	5	6:19.83	DNF	65.87	1:12.25	2 69.26
----	----	--	----------------	----------------	---	---------	-----	-------	---------	---------

Fastest Lap

52	6a		John WOODS	Gilera Runner 179				1:04.21	3 77.93
----	----	--	------------	-------------------	--	--	--	---------	---------

Start Time : 11:23

Mallory Park

14 Apr 19 11:35

Clerk of Course :

Time Issued :

Chief Timekeeper : Graham Marshall

THESE RESULTS ARE PROVISIONAL UNTIL THE CONCLUSION OF ANY JUDICIAL AND TECHNICAL MATTERS


HS Sports Timing and Results Systems - Results and Lap Times at www.hssports.co.uk

RACE GRID

ACU BRITISH SUPER SCOOTER CHAMPIONSHIP

RACE 14, 23 and 34

ROW 7	109 01:11.530 Paul FITZGERALD	19 01:11.360 Mark SHIRLEY	27 01:11.270 Ian SCUTT
ROW 6	44 01:09.940 Mark CLIPSTONE	10 01:09.890 Drew DUNCAN	74 01:09.660 Bob WEST
ROW 5	36 01:09.530 Nikita MCNALLY	76 01:09.070 Pete MOLKENTHIN	67 01:09.020 Danny LODER
ROW 4	22 01:08.820 Alex VAN DYKE	12 01:08.600 Jeremy STEEL	41 01:07.780 Stuart DAY
ROW 3	116 01:07.430 Shaun FAIRHEAD	47 01:06.530 Graham TATTON	30 01:06.140 Chris COOK
ROW 2	52 01:04.280 John WOODS	7 01:03.950 Warren WILKINSON	63 01:03.840 David BRISTOW
ROW 1	4 01:03.710 Stephen WRIGHT	60 01:02.820 Justin PRICE	20 01:00.700 Darren CONNEELY
POLE			



ACU BRITISH SUPER SCOOTER CHAMPIONSHIP

LAP TIMES - RACE 23

4	Stephen WRIGHT										
Lap	1	2	3	4	5	6	7	8	9	10	
1	1:09.31	1:02.65	1:02.81	1:03.28	1:02.67	1:02.49	1:03.88	1:03.47			
7	Warren WILKINSON										
Lap	1	2	3	4	5	6	7	8	9	10	
1	1:09.84	1:02.73	1:01.91	1:02.35	1:02.86	1:03.41	1:03.68	1:02.61			
20	Darren CONNEELY										
Lap	1	2	3	4	5	6	7	8	9	10	
1	1:08.52	1:00.93	1:00.87	1:00.71	1:03.01	1:02.72	1:01.50	1:03.31			
22	Alex VAN DYKE										
Lap	1	2	3	4	5	6	7	8	9	10	
1	1:18.23	1:09.06	1:09.77	1:11.08	1:09.81	1:09.80	1:09.93	1:10.05			
25	Thomas SHAW										
Lap	1	2	3	4	5	6	7	8	9	10	
1	1:21.40	1:11.66	1:11.21	1:11.36	1:11.86	1:11.58	1:12.12				
36	Nikita MCNALLY										
Lap	1	2	3	4	5	6	7	8	9	10	
1	1:14.92	1:07.25	1:07.37	1:07.80	1:07.33	1:07.89	1:07.61	1:07.31			
41	Stuart DAY										
Lap	1	2	3	4	5	6	7	8	9	10	
1	1:13.49	1:05.93	1:06.01	1:06.13	1:06.36	1:06.32	1:06.53	1:06.64			
44	Mark CLIPSTONE										
Lap	1	2	3	4	5	6	7	8	9	10	
1	1:19.16	1:12.25	1:13.76	1:16.86	1:17.80						
47	Graham TATTON										
Lap	1	2	3	4	5	6	7	8	9	10	
1	1:14.37	1:06.33	1:05.57	1:06.52	1:07.05	1:06.82	1:06.62	1:07.27			
52	John WOODS										
Lap	1	2	3	4	5	6	7	8	9	10	
1	1:10.76	1:04.58	1:04.21	1:04.51	1:05.03	1:05.40	1:04.98	1:04.59			
60	Justin PRICE										
Lap	1	2	3	4	5	6	7	8	9	10	
1	1:08.57	1:02.10	1:02.88	1:03.01	1:03.23	1:03.40	1:03.35	1:02.82			
63	David BRISTOW										
Lap	1	2	3	4	5	6	7	8	9	10	
1	1:13.34	1:05.36	1:04.32	1:03.92	1:04.06	1:03.76	1:04.60	1:04.93			
67	Danny LODER										
Lap	1	2	3	4	5	6	7	8	9	10	
1	1:19.10	1:09.40	1:09.57	1:09.48	1:09.75	1:10.17	1:08.77	1:08.87			

74	Bob WEST										
	Lap	1	2	3	4	5	6	7	8	9	10
	1	1:21.25	1:10.16	1:10.82	1:12.30	1:11.14	1:10.61	1:10.28			

76	Pete MOLKENTHIN										
	Lap	1	2	3	4	5	6	7	8	9	10
	1	1:22.65	1:09.69	1:11.39	1:10.73	1:09.91	1:10.32	1:09.87			

86	Jason METIVIER										
	Lap	1	2	3	4	5	6	7	8	9	10
	1	1:11.06	1:02.41	1:02.19							

109	Paul FITZGERALD										
	Lap	1	2	3	4	5	6	7	8	9	10
	1	1:22.50	1:10.93	1:10.25	1:10.40	1:12.90	1:10.41	1:12.04			

116	Shaun FAIRHEAD										
	Lap	1	2	3	4	5	6	7	8	9	10
	1	1:12.74	1:06.48	1:07.63	1:09.13	1:10.27	1:09.31	1:09.68	1:09.89		

Lap Chart

ACU BRITISH SUPER SCOOTER CHAMPIONSHIP - RACE 23

Lap 1		Lap 2		Lap 3		Lap 4		Lap 5		Lap 6		Lap 7		Lap 8		Lap 9		Lap 10		
No	Time	No	Time	No	Time	No	Time	No	Time	No	Time	No	Time	No	Time	No	Time	No	Time	
20	1:08.52	20	2:09.45	20	3:10.32	20	4:11.03	20	5:14.04	20	6:16.76	20	7:18.26	20	8:21.57					
60	1:08.57	60	2:10.67	60	3:13.55	60	4:16.56	7	5:19.69	44	6:19.83 *1	25	7:19.07 *1	76	8:24.56 *1					
4	1:09.31	4	2:11.96	7	3:14.48	7	4:16.83	60	5:19.79	7	6:23.10	60	7:26.54	74	8:26.56 *1					
7	1:09.84	7	2:12.57	4	3:14.77	4	4:18.05	4	5:20.72	60	6:23.19	7	7:26.78	60	8:29.36					
52	1:10.76	86	2:13.47	86	3:15.66	52	4:24.06	52	5:29.09	4	6:23.21	4	7:27.09	7	8:29.39					
86	1:11.06	52	2:15.34	52	3:19.55	63	4:26.94	63	5:31.00	52	6:34.49	63	7:39.36	109	8:29.43 *1					
116	1:12.74	63	2:18.70	63	3:23.02	41	4:31.56	41	5:37.92	63	6:34.76	52	7:39.47	4	8:30.56					
63	1:13.34	116	2:19.22	41	3:25.43	47	4:32.79	47	5:39.84	41	6:44.24	41	7:50.77	25	8:31.19 *1					
41	1:13.49	41	2:19.42	47	3:26.27	116	4:35.98	36	5:44.67	47	6:46.66	47	7:53.28	52	8:44.06					
47	1:14.37	47	2:20.70	116	3:26.85	36	4:37.34	116	5:46.25	36	6:52.56	36	8:00.17	63	8:44.29					
36	1:14.92	36	2:22.17	36	3:29.54	67	4:47.55	67	5:57.30	116	6:55.56	116	8:05.24	41	8:57.41					
22	1:18.23	22	2:27.29	22	3:37.06	22	4:48.14	22	5:57.95	67	7:07.47	67	8:16.24	47	9:00.55					
67	1:19.10	67	2:28.50	67	3:38.07	109	4:54.08	76	6:04.37	22	7:07.75	22	8:17.68	36	9:07.48					
44	1:19.16	44	2:31.41	74	3:42.23	76	4:54.46	74	6:05.67	76	7:14.69			116	9:15.13					
74	1:21.25	74	2:31.41	109	3:43.68	74	4:54.53	109	6:06.98	74	7:16.28			67	9:25.11					
25	1:21.40	76	2:32.34	76	3:43.73	25	4:55.63	25	6:07.49	109	7:17.39			22	9:27.73					
109	1:22.50	25	2:33.06	25	3:44.27	44	5:02.03													
76	1:22.65	109	2:33.43	44	3:45.17															



ACU BRITISH SCOOTER STOCK CHAMPIONSHIP

RESULT - RACE 30

PI	No	Evt	Name	Machine	Laps	Time	Behind	MPH	Best Lap on	MPH
1	6	4	Darren CONNEELY	Lambretta 205	8	8:29.27		78.61	1:01.74	2 81.05
2	16	4	Damon TUNNICLIFFE	Lambretta GP200	8	8:44.72	15.45	76.29	1:03.94	5 78.26
3	86	4	Jason METIVIER	Lambretta GP205	8	8:45.17	15.90	76.23	1:03.73	8 78.52
4	5	Pr	Justin PRICE	Lambretta GP 200	8	8:57.10	27.83	74.53	1:05.64	4 76.23
5	41	4e	Stuart DAY	Lambretta 200	8	8:57.82	28.55	74.43	1:05.57	3 76.32
6	4	Pr	Graham TATTON	Lambretta GP200	8	8:58.53	29.26	74.34	1:05.65	4 76.22
7	46	Pr	David DELANEY	Vespa 90SS 132	8	8:58.63	29.36	74.32	1:05.41	5 76.50
8	62	4	Taylor STURGESS	Lambretta BGM 205	8	9:14.53	45.26	72.19	1:08.05	7 73.53
9	10	4e	Drew DUNCAN	Lambretta Jet 200	8	9:21.82	52.55	71.25	1:08.09	5 73.49
10	12	Pr	Jeremy STEEL	Lambretta GP200	8	9:22.92	53.65	71.11	1:09.12	8 72.40
11	18	4	Dan LEWIS	Lambretta GP200	8	9:23.79	54.52	71.01	1:05.68	4 76.19
12	58	Pr	Stephen HAMILTON	Vespa 135	8	9:24.43	55.16	70.92	1:08.50	4 73.05
13	109	4	Paul FITZGERALD	Lambretta GP205	8	9:27.76	58.49	70.51	1:08.71	5 72.83
14	76	4e	Pete MOLKENTHIN	Lambretta 200	8	9:28.79	59.52	70.38	1:09.35	4 72.16
15	36	10	Nikita MCNALLY	Piaggio Zip 78	8	9:30.26	1:00.99	70.20	1:09.69	8 71.80
16	74	Pr	Bob WEST	Lambretta SRP 200	8	9:31.16	1:01.89	70.09	1:10.00	4 71.49
17	25	Pr	Thomas SHAW	Scomadi TL 200	7	8:29.62	1 Lap	68.73	1:10.54	4 70.94
18	19	10	Mark SHIRLEY	Piaggio Zip 80	7	8:30.13	1 Lap	68.66	1:10.78	3 70.70
19	17	Pr	Justin OFFLAND	Lambretta GP 200	7	8:42.16	1 Lap	67.08	1:12.80	7 68.74
20	29	Pr	Robert FIELDER	Vespa PX 177	7	8:43.69	1 Lap	66.89	1:13.36	5 68.21
21	48	4	Gary BIDDLE	Lambretta GP 200	7	8:57.81	1 Lap	65.13	1:14.77	3 66.93
22	42	Pr	Ceri HODNETS	Vespa 90SS 132	7	9:28.44	1 Lap	61.62	1:18.65	7 63.62
23	95	Pr	Andrew FITZSIMONS	Lambretta GP198	7	9:45.64	1 Lap	59.81	1:21.81	7 61.17

Fastest Lap

6 4 Darren CONNEELY Lambretta 205 1:01.74 2 81.05

Start Time : 14:30

Mallory Park

14 Apr 19 14:42

Clerk of Course :

Time Issued :

Chief Timekeeper : Graham Marshall

THESE RESULTS ARE PROVISIONAL UNTIL THE CONCLUSION OF ANY JUDICIAL AND TECHNICAL MATTERS

HS Sports Timing and Results Systems - Results and Lap Times at www.hssports.co.uk

BRITISH HISTORIC RACING

RESULT - RACE 30

EVENT 10

PI	No	Evt	Name	Machine	Laps	Time	MPH	Best Lap on	MPH
1	36	10	Nikita MCNALLY	Piaggio Zip 78	8	9:30.26	70.20	1:09.69	8 71.80
2	19	10	Mark SHIRLEY	Piaggio Zip 80	7	8:30.13	68.66	1:10.78	3 70.70

Fastest Lap

36 10 Nikita MCNALLY Piaggio Zip 78 1:09.69 8 71.80

EVENT 4

PI	No	Evt	Name	Machine	Laps	Time	MPH	Best Lap on	MPH
1	6	4	Darren CONNEELY	Lambretta 205	8	8:29.27	78.61	1:01.74	2 81.05
2	16	4	Damon TUNNICLIFFE	Lambretta GP200	8	8:44.72	76.29	1:03.94	5 78.26
3	86	4	Jason METIVIER	Lambretta GP205	8	8:45.17	76.23	1:03.73	8 78.52
4	62	4	Taylor STURGESS	Lambretta BGM 205	8	9:14.53	72.19	1:08.05	7 73.53
5	18	4	Dan LEWIS	Lambretta GP200	8	9:23.79	71.01	1:05.68	4 76.19
6	109	4	Paul FITZGERALD	Lambretta GP205	8	9:27.76	70.51	1:08.71	5 72.83
7	48	4	Gary BIDDLE	Lambretta GP 200	7	8:57.81	65.13	1:14.77	3 66.93

Fastest Lap

6 4 Darren CONNEELY Lambretta 205 1:01.74 2 81.05

EVENT 4e

PI	No	Evt	Name	Machine	Laps	Time	MPH	Best Lap on	MPH
1	41	4e	Stuart DAY	Lambretta 200	8	8:57.82	74.43	1:05.57	3 76.32
2	10	4e	Drew DUNCAN	Lambretta Jet 200	8	9:21.82	71.25	1:08.09	5 73.49
3	76	4e	Pete MOLKENTHIN	Lambretta 200	8	9:28.79	70.38	1:09.35	4 72.16

Fastest Lap

41 4e Stuart DAY Lambretta 200 1:05.57 3 76.32

Start Time : 14:30

Mallory Park

14 Apr 19 14:42

Clerk of Course :

Time Issued :

Chief Timekeeper : Graham Marshall

THESE RESULTS ARE PROVISIONAL UNTIL THE CONCLUSION OF ANY JUDICIAL AND TECHNICAL MATTERS

HS Sports Timing and Results Systems - Results and Lap Times at www.hssports.co.uk

BRITISH HISTORIC RACING

RESULT - RACE 30

EVENT Pr

Pl	No	Evt	Name	Machine	Laps	Time	MPH	Best Lap on	MPH
1	5	Pr	Justin PRICE	Lambretta GP 200	8	8:57.10	74.53	1:05.64	4 76.23
2	4	Pr	Graham TATTON	Lambretta GP200	8	8:58.53	74.34	1:05.65	4 76.22
3	46	Pr	David DELANEY	Vespa 90SS 132	8	8:58.63	74.32	1:05.41	5 76.50
4	12	Pr	Jeremy STEEL	Lambretta GP200	8	9:22.92	71.11	1:09.12	8 72.40
5	58	Pr	Stephen HAMILTON	Vespa 135	8	9:24.43	70.92	1:08.50	4 73.05
6	74	Pr	Bob WEST	Lambretta SRP 200	8	9:31.16	70.09	1:10.00	4 71.49
7	25	Pr	Thomas SHAW	Scomadi TL 200	7	8:29.62	68.73	1:10.54	4 70.94
8	17	Pr	Justin OFFLAND	Lambretta GP 200	7	8:42.16	67.08	1:12.80	7 68.74
9	29	Pr	Robert FIELDER	Vespa PX 177	7	8:43.69	66.89	1:13.36	5 68.21
10	42	Pr	Ceri HODNETS	Vespa 90SS 132	7	9:28.44	61.62	1:18.65	7 63.62
11	95	Pr	Andrew FITZSIMONS	Lambretta GP198	7	9:45.64	59.81	1:21.81	7 61.17

Fastest Lap

46 Pr David DELANEY Vespa 90SS 132 1:05.41 5 76.50

Start Time : 14:30

Mallory Park

14 Apr 19 14:42

Clerk of Course :

Time Issued :

Chief Timekeeper : Graham Marshall

THESE RESULTS ARE PROVISIONAL UNTIL THE CONCLUSION OF ANY JUDICIAL AND TECHNICAL MATTERS

HS Sports Timing and Results Systems - Results and Lap Times at www.hssports.co.uk

RACE GRID

ACU BRITISH SCOOTER STOCK CHAMPIONSHIP

RACES 10,19 and 30

ROW 9	95 01:23.730 Andrew FITZSIMONS	16 01:14.490 Damon TUNNICLIFFE	17 01:14.250 Justin OFFLAND
ROW 8	44 01:14.340 Mark CLIPSTONE	42 01:13.960 Ceri HODNETS	48 01:13.540 Gary BIDDLE
ROW 7	19 01:13.530 Mark SHIRLEY	29 01:13.320 Robert FIELDER	83 01:13.290 Jeremy CREW
ROW 6	25 01:13.120 Thomas SHAW	109 01:12.950 Paul FITZGERALD	36 01:12.500 Nikita MCNALLY
ROW 5	10 01:11.400 Drew DUNCAN	58 01:11.170 Stephen HAMILTON	76 01:11.000 Pete MOLKENTHIN
ROW 4	74 01:10.440 Bob WEST	12 01:10.020 Jeremy STEEL	62 01:09.970 Taylor STURGESS
ROW 3	64 01:09.800 Pat WICKHAM	4 01:06.910 Graham TATTON	46 01:06.860 David DELANEY
ROW 2	5 01:06.040 Justin PRICE	41 01:05.870 Stuart DAY	18 01:05.800 Dan LEWIS
ROW 1	63 01:05.310 David BRISTOW	86 01:05.160 Jason METIVIER	6 01:03.690 Darren CONNEELY
POLE			



ACU BRITISH SCOOTER STOCK CHAMPIONSHIP

LAP TIMES - RACE 30

4 Graham TATTON

Lap	1	2	3	4	5	6	7	8	9	10
1	1:12.57	1:06.12	1:07.03	1:05.65	1:07.26	1:06.30	1:06.61	1:06.99		

5 Justin PRICE

Lap	1	2	3	4	5	6	7	8	9	10
1	1:12.21	1:07.26	1:06.15	1:05.64	1:07.01	1:05.87	1:06.35	1:06.61		

6 Darren CONNEELY

Lap	1	2	3	4	5	6	7	8	9	10
1	1:08.08	1:01.74	1:01.99	1:03.36	1:02.50	1:04.88	1:03.41	1:03.31		

10 Drew DUNCAN

Lap	1	2	3	4	5	6	7	8	9	10
1	1:18.74	1:09.87	1:09.69	1:08.67	1:08.09	1:08.54	1:09.24	1:08.98		

12 Jeremy STEEL

Lap	1	2	3	4	5	6	7	8	9	10
1	1:17.35	1:10.06	1:09.39	1:09.21	1:09.47	1:09.18	1:09.14	1:09.12		

16 Damon TUNNICLIFFE

Lap	1	2	3	4	5	6	7	8	9	10
1	1:12.94	1:05.75	1:04.75	1:04.56	1:03.94	1:04.27	1:04.27	1:04.24		

17 Justin OFFLAND

Lap	1	2	3	4	5	6	7	8	9	10
1	1:23.32	1:12.88	1:13.07	1:13.59	1:13.38	1:13.12	1:12.80			

18 Dan LEWIS

Lap	1	2	3	4	5	6	7	8	9	10
1	1:14.53	1:06.81	1:06.21	1:05.68	1:21.72	1:12.64	1:09.11	1:07.09		

19 Mark SHIRLEY

Lap	1	2	3	4	5	6	7	8	9	10
1	1:19.90	1:10.95	1:10.78	1:11.24	1:11.93	1:12.45	1:12.88			

25 Thomas SHAW

Lap	1	2	3	4	5	6	7	8	9	10
1	1:19.43	1:11.08	1:11.71	1:10.54	1:12.04	1:12.15	1:12.67			

29 Robert FIELDER

Lap	1	2	3	4	5	6	7	8	9	10
1	1:21.65	1:13.66	1:13.61	1:14.24	1:13.36	1:13.49	1:13.68			

36 Nikita MCNALLY

Lap	1	2	3	4	5	6	7	8	9	10
1	1:16.80	1:10.11	1:10.64	1:10.49	1:10.66	1:10.50	1:11.37	1:09.69		

41 Stuart DAY

Lap	1	2	3	4	5	6	7	8	9	10
1	1:12.77	1:06.44	1:05.57	1:05.62	1:07.04	1:06.56	1:07.53	1:06.29		

42	Ceri HODNETS										
	Lap	1	2	3	4	5	6	7	8	9	10
	1	1:27.03	1:23.10	1:21.55	1:20.12	1:18.81	1:19.18	1:18.65			
46	David DELANEY										
	Lap	1	2	3	4	5	6	7	8	9	10
	1	1:15.42	1:06.78	1:06.22	1:05.64	1:05.41	1:06.92	1:05.69	1:06.55		
48	Gary BIDDLE										
	Lap	1	2	3	4	5	6	7	8	9	10
	1	1:22.26	1:14.96	1:14.77	1:15.39	1:17.30	1:16.28	1:16.85			
58	Stephen HAMILTON										
	Lap	1	2	3	4	5	6	7	8	9	10
	1	1:18.19	1:09.53	1:10.90	1:08.50	1:09.06	1:09.79	1:09.27	1:09.19		
62	Taylor STURGESS										
	Lap	1	2	3	4	5	6	7	8	9	10
	1	1:15.80	1:08.94	1:08.58	1:08.27	1:08.50	1:08.26	1:08.05	1:08.13		
74	Bob WEST										
	Lap	1	2	3	4	5	6	7	8	9	10
	1	1:18.17	1:10.33	1:11.16	1:10.00	1:10.64	1:10.19	1:10.23	1:10.44		
76	Pete MOLKENTHIN										
	Lap	1	2	3	4	5	6	7	8	9	10
	1	1:19.11	1:09.78	1:11.32	1:09.35	1:09.51	1:10.29	1:10.08	1:09.35		
86	Jason METIVIER										
	Lap	1	2	3	4	5	6	7	8	9	10
	1	1:10.20	1:05.45	1:05.25	1:05.37	1:06.55	1:04.56	1:04.06	1:03.73		
95	Andrew FITZSIMONS										
	Lap	1	2	3	4	5	6	7	8	9	10
	1	1:30.90	1:22.71	1:23.44	1:22.42	1:22.47	1:21.89	1:21.81			
109	Paul FITZGERALD										
	Lap	1	2	3	4	5	6	7	8	9	10
	1	1:19.81	1:09.66	1:09.97	1:09.39	1:08.71	1:09.66	1:10.55	1:10.01		

Lap Chart

ACU BRITISH SCOOTER STOCK CHAMPIONSHIP - RACE 30

Lap 1		Lap 2		Lap 3		Lap 4		Lap 5		Lap 6		Lap 7		Lap 8		Lap 9		Lap 10	
No	Time	No	Time	No	Time	No	Time	No	Time	No	Time	No	Time	No	Time	No	Time	No	Time
6	1:08.08	6	2:09.82	6	3:11.81	6	4:15.17	6	5:17.67	6	6:22.55	6	7:25.96	6	8:29.27				
86	1:10.20	86	2:15.65	86	3:20.90	95	4:17.05 *1	42	5:31.80 *1	48	6:24.68 *1	17	7:29.36 *1	25	8:29.62 *1				
5	1:12.21	16	2:18.69	16	3:23.44	86	4:26.27	16	5:31.94	16	6:36.21	29	7:30.01 *1	19	8:30.13 *1				
4	1:12.57	4	2:18.69	41	3:24.78	16	4:28.00	86	5:32.82	86	6:37.38	16	7:40.48	17	8:42.16 *1				
41	1:12.77	41	2:19.21	5	3:25.62	41	4:30.40	41	5:37.44	41	6:44.00	48	7:40.96 *1	29	8:43.69 *1				
16	1:12.94	5	2:19.47	4	3:25.72	5	4:31.26	5	5:38.27	5	6:44.14	86	7:41.44	16	8:44.72				
18	1:14.53	18	2:21.34	18	3:27.55	4	4:31.37	4	5:38.63	4	6:44.93	5	7:50.49	86	8:45.17				
46	1:15.42	46	2:22.20	46	3:28.42	18	4:33.23	95	5:39.47 *1	46	6:46.39	41	7:51.53	5	8:57.10				
62	1:15.80	62	2:24.74	62	3:33.32	46	4:34.06	46	5:39.47	42	6:50.61 *1	4	7:51.54	48	8:57.81 *1				
36	1:16.80	36	2:26.91	12	3:36.80	62	4:41.59	62	5:50.09	62	6:58.35	46	7:52.08	41	8:57.82				
12	1:17.35	12	2:27.41	36	3:37.55	12	4:46.01	18	5:54.95	95	7:01.94 *1	62	8:06.40	4	8:58.53				
74	1:18.17	58	2:27.72	10	3:38.30	10	4:46.97	10	5:55.06	10	7:03.60	42	8:09.79 *1	46	8:58.63				
58	1:18.19	74	2:28.50	58	3:38.62	58	4:47.12	12	5:55.48	12	7:04.66	10	8:12.84	62	9:14.53				
10	1:18.74	10	2:28.61	109	3:39.44	36	4:48.04	58	5:56.18	58	7:05.97	12	8:13.80	10	9:21.82				
76	1:19.11	76	2:28.89	74	3:39.66	109	4:48.83	109	5:57.54	109	7:07.20	58	8:15.24	12	9:22.92				
25	1:19.43	109	2:29.47	76	3:40.21	76	4:49.56	36	5:58.70	18	7:07.59	18	8:16.70	18	9:23.79				
109	1:19.81	25	2:30.51	19	3:41.63	74	4:49.66	76	5:59.07	36	7:09.20	109	8:17.75	58	9:24.43				
19	1:19.90	19	2:30.85	25	3:42.22	25	4:52.76	74	6:00.30	76	7:09.36	76	8:19.44	109	9:27.76				
29	1:21.65	29	2:35.31	29	3:48.92	19	4:52.87	19	6:04.80	74	7:10.49	36	8:20.57	42	9:28.44 *1				
48	1:22.26	17	2:36.20	17	3:49.27	17	5:02.86	25	6:04.80	25	7:16.95	74	8:20.72	76	9:28.79				
17	1:23.32	48	2:37.22	48	3:51.99	29	5:03.16	17	6:16.24	19	7:17.25	95	8:23.83 *1	36	9:30.26				
42	1:27.03	42	2:50.13	42	4:11.68	48	5:07.38	29	6:16.52					74	9:31.16				
95	1:30.90	95	2:53.61											95	9:45.64 *1				



ACU BRITISH SUPER SCOOTER CHAMPIONSHIP

RESULT - RACE 34

PI	No	Evt	Name	Machine	Laps	Time	Behind	MPH	Best Lap on	MPH
1	20	6	Darren CONNEELY	Lambretta 230	5	5:03.90		82.33	59.23	4 84.48
2	4	6	Stephen WRIGHT	Lambretta DSC RB	5	5:20.29	16.39	78.12	1:02.73	4 79.77
3	116	6	Shaun FAIRHEAD	Lambretta 250	5	5:46.27	42.37	72.26	1:06.21	2 75.58
4	52	6a	John WOODS	Gilera Runner 179	5	5:46.28	42.38	72.25	1:04.53	2 77.55
5	41	6	Stuart DAY	Lambretta 240	5	5:46.48	42.58	72.21	1:04.91	2 77.09
6	22	6a	Alex VAN DYKE	Gilera Runner 176	5	5:53.31	49.41	70.82	1:08.76	2 72.77
7	36	6a	Nikita MCNALLY	Piaggio Zip 78	5	5:54.30	50.40	70.62	1:08.16	4 73.42
8	67	6	Danny LODER	Vespa Hornet 144	5	5:54.72	50.82	70.53	1:07.41	2 74.23
9	12	6	Jeremy STEEL	Lambretta GP200	5	6:01.71	57.81	69.17	1:08.96	2 72.56
Not-Classified										
60	6		Justin PRICE	Lambretta GP 230	4	4:17.97	DNF	77.59	1:02.61	4 79.92
63	6		David BRISTOW	Lambretta Hornett PX 26	4	4:18.61	DNF	77.40	1:02.27	3 80.36
10	6		Drew DUNCAN	Lambretta Jet 200	4	4:46.84	DNF	69.78	1:08.31	2 73.25
74	6		Bob WEST	Lambretta SRP 200	4	4:48.16	DNF	69.46	1:09.44	3 72.06
25	6a		Thomas SHAW	Scomadi TL 200	4	4:53.35	DNF	68.23	1:10.71	2 70.77
109	6		Paul FITZGERALD	Lambretta GP205	3	3:36.37	DNF	69.38	1:08.34	2 73.22
44	6a		Mark CLIPSTONE	Piaggio Zip 95	1	1:20.29	DNF	62.32		0 0.00
Fastest Lap										
20	6		Darren CONNEELY	Lambretta 230					59.23	4 84.48

Start Time : 15:23

Mallory Park

14 Apr 19 15:57

Clerk of Course :

Time Issued :

Chief Timekeeper : Graham Marshall

THESE RESULTS ARE PROVISIONAL UNTIL THE CONCLUSION OF ANY JUDICIAL AND TECHNICAL MATTERS

HS Sports Timing and Results Systems - Results and Lap Times at www.hssports.co.uk

BRITISH HISTORIC RACING

RESULT - RACE 34

EVENT 6

PI	No	Evt	Name	Machine	Laps	Time	MPH	Best Lap on	MPH	
1	20	6	Darren CONNEELY	Lambretta 230	5	5:03.90	82.33	59.23	4 84.48	
2	4	6	Stephen WRIGHT	Lambretta DSC RB	5	5:20.29	78.12	1:02.73	4 79.77	
3	116	6	Shaun FAIRHEAD	Lambretta 250	5	5:46.27	72.26	1:06.21	2 75.58	
4	41	6	Stuart DAY	Lambretta 240	5	5:46.48	72.21	1:04.91	2 77.09	
5	67	6	Danny LODER	Vespa Hornet 144	5	5:54.72	70.53	1:07.41	2 74.23	
6	12	6	Jeremy STEEL	Lambretta GP200	5	6:01.71	69.17	1:08.96	2 72.56	
<u>Not-Classified</u>										
60	6	6	Justin PRICE	Lambretta GP 230	4	4:17.97	DNF	77.59	1:02.61	4 79.92
63	6	6	David BRISTOW	Lambretta Hornett PX 26	4	4:18.61	DNF	77.40	1:02.27	3 80.36
10	6	6	Drew DUNCAN	Lambretta Jet 200	4	4:46.84	DNF	69.78	1:08.31	2 73.25
74	6	6	Bob WEST	Lambretta SRP 200	4	4:48.16	DNF	69.46	1:09.44	3 72.06
109	6	6	Paul FITZGERALD	Lambretta GP205	3	3:36.37	DNF	69.38	1:08.34	2 73.22
<u>Fastest Lap</u>										
20	6	6	Darren CONNEELY	Lambretta 230				59.23	4 84.48	

EVENT 6a

PI	No	Evt	Name	Machine	Laps	Time	MPH	Best Lap on	MPH	
1	52	6a	John WOODS	Gilera Runner 179	5	5:46.28	72.25	1:04.53	2 77.55	
2	22	6a	Alex VAN DYKE	Gilera Runner 176	5	5:53.31	70.82	1:08.76	2 72.77	
3	36	6a	Nikita MCNALLY	Piaggio Zip 78	5	5:54.30	70.62	1:08.16	4 73.42	
<u>Not-Classified</u>										
25	6a	6a	Thomas SHAW	Scomadi TL 200	4	4:53.35	DNF	68.23	1:10.71	2 70.77
44	6a	6a	Mark CLIPSTONE	Piaggio Zip 95	1	1:20.29	DNF	62.32	0 0.00	
<u>Fastest Lap</u>										
52	6a	6a	John WOODS	Gilera Runner 179				1:04.53	2 77.55	

Start Time : 15:23

Mallory Park

14 Apr 19 15:57

Clerk of Course :

Time Issued :

Chief Timekeeper : Graham Marshall

THESE RESULTS ARE PROVISIONAL UNTIL THE CONCLUSION OF ANY JUDICIAL AND TECHNICAL MATTERS


HS Sports Timing and Results Systems - Results and Lap Times at www.hssports.co.uk

RACE GRID

ACU BRITISH SUPER SCOOTER CHAMPIONSHIP

RACE 14, 23 and 34

ROW 7	109 01:11.530 Paul FITZGERALD	19 01:11.360 Mark SHIRLEY	27 01:11.270 Ian SCUTT
ROW 6	44 01:09.940 Mark CLIPSTONE	10 01:09.890 Drew DUNCAN	74 01:09.660 Bob WEST
ROW 5	36 01:09.530 Nikita MCNALLY	76 01:09.070 Pete MOLKENTHIN	67 01:09.020 Danny LODER
ROW 4	22 01:08.820 Alex VAN DYKE	12 01:08.600 Jeremy STEEL	41 01:07.780 Stuart DAY
ROW 3	116 01:07.430 Shaun FAIRHEAD	47 01:06.530 Graham TATTON	30 01:06.140 Chris COOK
ROW 2	52 01:04.280 John WOODS	7 01:03.950 Warren WILKINSON	63 01:03.840 David BRISTOW
ROW 1	4 01:03.710 Stephen WRIGHT	60 01:02.820 Justin PRICE	20 01:00.700 Darren CONNEELY
POLE			



ACU BRITISH SUPER SCOOTER CHAMPIONSHIP

LAP TIMES - RACE 34

4 Stephen WRIGHT

Lap	1	2	3	4	5	6	7	8	9	10
1	1:08.08	1:03.18	1:02.85	1:02.73	1:03.45					

10 Drew DUNCAN

Lap	1	2	3	4	5	6	7	8	9	10
1	1:18.75	1:08.31	1:08.96	1:10.82						

12 Jeremy STEEL

Lap	1	2	3	4	5	6	7	8	9	10
1	1:20.19	1:08.96	1:09.14	1:10.43	1:12.99					

20 Darren CONNEELY

Lap	1	2	3	4	5	6	7	8	9	10
1	1:05.43	59.68	59.42	59.23	1:00.14					

22 Alex VAN DYKE

Lap	1	2	3	4	5	6	7	8	9	10
1	1:16.88	1:08.76	1:09.02	1:09.31	1:09.34					

25 Thomas SHAW

Lap	1	2	3	4	5	6	7	8	9	10
1	1:19.68	1:10.71	1:11.38	1:11.58						

36 Nikita MCNALLY

Lap	1	2	3	4	5	6	7	8	9	10
1	1:15.89	1:08.23	1:08.22	1:08.16	1:13.80					

41 Stuart DAY

Lap	1	2	3	4	5	6	7	8	9	10
1	1:12.45	1:04.91	1:05.48	1:05.80	1:17.84					

44 Mark CLIPSTONE

Lap	1	2	3	4	5	6	7	8	9	10
1	1:20.29									

52 John WOODS

Lap	1	2	3	4	5	6	7	8	9	10
1	1:09.83	1:04.53	1:05.30	1:05.15	1:21.47					

60 Justin PRICE

Lap	1	2	3	4	5	6	7	8	9	10
1	1:09.93	1:02.70	1:02.73	1:02.61						

63 David BRISTOW

Lap	1	2	3	4	5	6	7	8	9	10
1	1:10.54	1:02.92	1:02.27	1:02.88						

67 Danny LODER

Lap	1	2	3	4	5	6	7	8	9	10
1	1:17.78	1:07.41	1:11.86	1:08.88	1:08.79					

74	Bob WEST										
	Lap	1	2	3	4	5	6	7	8	9	10
	1	1:18.94	1:09.98	1:09.44	1:09.80						

109	Paul FITZGERALD										
	Lap	1	2	3	4	5	6	7	8	9	10
	1	1:19.63	1:08.34	1:08.40							

116	Shaun FAIRHEAD										
	Lap	1	2	3	4	5	6	7	8	9	10
	1	1:12.82	1:06.21	1:07.58	1:08.81	1:10.85					

Lap Chart

ACU BRITISH SUPER SCOOTER CHAMPIONSHIP - RACE 34

Lap 1		Lap 2		Lap 3		Lap 4		Lap 5		Lap 6		Lap 7		Lap 8		Lap 9		Lap 10	
No	Time	No	Time	No	Time	No	Time	No	Time	No	Time	No	Time	No	Time	No	Time	No	Time
20	1:05.43	20	2:05.11	20	3:04.53	20	4:03.76	20	5:03.90										
4	1:08.08	4	2:11.26	4	3:14.11	4	4:16.84	4	5:20.29										
52	1:09.83	60	2:12.63	60	3:15.36	60	4:17.97	116	5:46.27										
60	1:09.93	63	2:13.46	63	3:15.73	63	4:18.61	52	5:46.28										
63	1:10.54	52	2:14.36	52	3:19.66	52	4:24.81	41	5:46.48										
41	1:12.45	41	2:17.36	41	3:22.84	41	4:28.64	22	5:53.31										
116	1:12.82	116	2:19.03	116	3:26.61	116	4:35.42	36	5:54.30										
36	1:15.89	36	2:24.12	36	3:32.34	36	4:40.50	67	5:54.72										
22	1:16.88	67	2:25.19	22	3:34.66	22	4:43.97	12	6:01.71										
67	1:17.78	22	2:25.64	10	3:36.02	67	4:45.93												
10	1:18.75	10	2:27.06	109	3:36.37	10	4:46.84												
74	1:18.94	109	2:27.97	67	3:37.05	74	4:48.16												
109	1:19.63	74	2:28.92	12	3:38.29	12	4:48.72												
25	1:19.68	12	2:29.15	74	3:38.36	25	4:53.35												
12	1:20.19	25	2:30.39	25	3:41.77														
44	1:20.29																		