

BRITISH HISTORIC RACING

LYDDEN HILL RESULTS

Saturday 22nd / Sunday 23rd June
2019

RESULTS BY



HS Sports Ltd
Varey Road, Eaton Bank Trading Estate
Congleton, Cheshire CW12 1UW
Tel. +44 (0)1260 275708
Fax +44 (0)1260 278352
www.hssports.co.uk



ACU BRITISH SCOOTER STOCK CHAMPIONSHIP

RESULT - RACE 9

Pl	No	Evt	Name	Machine	Laps	Time	Behind	MPH	Best Lap on	MPH
1	63	4	David BRISTOW	Vespa Hornet PX 260	10	9:01.57		66.47	53.02	8 67.90
2	5	Pr	Justin PRICE	Lambretta GP 200	10	9:09.08	7.51	65.56	54.06	8 66.59
3	86	4	Jason METIVIER	Lambretta GP 210	10	9:12.58	11.01	65.15	52.82	2 68.16
4	4	Pr	Graham TATTON	Lambretta GP 200	10	9:12.87	11.30	65.11	53.93	4 66.75
5	16	4	Chris GEYTON	Lambretta DL200	10	9:22.07	20.50	64.05	54.74	7 65.77
6	19	10	Mark SHIRLEY	Piaggio Zip 80	10	9:24.72	23.15	63.75	55.29	10 65.11
7	76	4e	Pete MOLKENTHIN	Lambretta 200	10	9:24.73	23.16	63.75	55.29	9 65.11
8	46	Pr	David DELANEY	Vespa 132	10	9:26.65	25.08	63.53	55.15	2 65.28
9	74	4	Bob WEST	Lambretta Taffspeed 200	10	9:28.45	26.88	63.33	55.73	3 64.60
10	64	Pr	Pat WICKHAM	Lambretta GP 200	10	9:42.54	40.97	61.80	57.00	3 63.16
11	23	Pr	Stephen HAMILTON	Vespa 135	10	9:42.75	41.18	61.78	56.83	9 63.35
12	10	4e	Drew DUNCAN	Lambretta Jet 200	10	9:43.58	42.01	61.69	56.75	9 63.44
13	78	4e	Barry BRAITHWAITE	Lambretta	10	9:45.60	44.03	61.48	56.88	6 63.29
14	25	AP	Tom SHAW	Scomadi TL200	10	9:48.21	46.64	61.20	57.54	8 62.57
15	29	Pr	Rob FIELDER	Vespa PX125	10	9:55.00	53.43	60.50	57.85	3 62.23
16	42	Pr	Ceri HODGETTS	Vespa 90SS	9	9:08.53	1 Lap	59.07	59.36	7 60.65
17	17	Pr	Justin OFFLAND	Lambretta GP200	9	9:09.29	1 Lap	58.99	59.56	7 60.44
18	68	Pr	Shaun NICKELLS	JPS Lambretta 200	9	9:09.47	1 Lap	58.97	59.04	3 60.98
19	67	4	Danny LODER	Vespa Hornet 144	9	9:36.59	1 Lap	56.19	1:02.39	8 57.70

Not-Classified

41	4e	Stuart DAY	Lambretta 200	7	6:43.42	DNF	62.47	56.11	3 64.16
----	----	------------	---------------	---	---------	-----	-------	-------	---------

Fastest Lap

86	4	Jason METIVIER	Lambretta GP 210					52.82	2 68.16
----	---	----------------	------------------	--	--	--	--	-------	---------

No 86 - Time Includes 10s Penalty for JUMP START

Start Time : 15:03

Lydden Hill

22 Jun 19 15:21

Clerk of Course :

Time Issued :

Chief Timekeeper : Graham Marshall

THESE RESULTS ARE PROVISIONAL UNTIL THE CONCLUSION OF ANY JUDICIAL AND TECHNICAL MATTERS

HS Sports Timing and Results Systems - Results and Lap Times at www.theresultslive.co.uk


RACE GRID

ACU BRITISH SCOOTER STOCK CHAMPIONSHIP

RACE 9

ROW 7		68 01:04.200 Shaun NICKELLS	67 01:02.570 Danny LODER
ROW 6	17 59.770 Justin OFFLAND	42 59.710 Ceri HODGETTS	29 59.430 Rob FIELDER
ROW 5	10 58.080 Drew DUNCAN	25 58.070 Tom SHAW	90 57.880 Andy WALKER
ROW 4	64 57.750 Pat WICKHAM	23 56.900 Stephen HAMILTON	74 56.340 Bob WEST
ROW 3	16 55.950 Chris GEYTON	19 55.770 Mark SHIRLEY	76 55.220 Pete MOLKENTHIN
ROW 2	41 55.110 Stuart DAY	46 54.620 David DELANEY	4 54.590 Graham TATTON
ROW 1	5 54.240 Justin PRICE	63 53.580 David BRISTOW	86 52.030 Jason METIVIER

POLE





RESULT - RACE 9

EVENT 10

PI	No	Evt	Name	Machine	Laps	Time	MPH	Best Lap on	MPH
1	19	10	Mark SHIRLEY	Piaggio Zip 80	10	9:24.72	63.75	55.29 10	65.11

Fastest Lap

76	10	Pete MOLKENTHIN	Lambretta 200				55.29	9	65.11
19	10	Mark SHIRLEY	Piaggio Zip 80				55.29	10	65.11

No 86 - Time Includes 10s Penalty for JUMP START

EVENT 4

PI	No	Evt	Name	Machine	Laps	Time	MPH	Best Lap on	MPH
1	63	4	David BRISTOW	Vespa Hornet PX 260	10	9:01.57	66.47	53.02 8	67.90
2	86	4	Jason METIVIER	Lambretta GP 210	10	9:12.58	65.15	52.82 2	68.16
3	16	4	Chris GEYTON	Lambretta DL200	10	9:22.07	64.05	54.74 7	65.77
4	74	4	Bob WEST	Lambretta Taffspeed 200	10	9:28.45	63.33	55.73 3	64.60
5	67	4	Danny LODER	Vespa Hornet 144	9	9:36.59	56.19	1:02.39 8	57.70

Fastest Lap

86	4	Jason METIVIER	Lambretta GP 210				52.82	2	68.16
----	---	----------------	------------------	--	--	--	-------	---	-------

No 86 - Time Includes 10s Penalty for JUMP START

EVENT 4e

PI	No	Evt	Name	Machine	Laps	Time	MPH	Best Lap on	MPH
1	76	4e	Pete MOLKENTHIN	Lambretta 200	10	9:24.73	63.75	55.29 9	65.11
2	10	4e	Drew DUNCAN	Lambretta Jet 200	10	9:43.58	61.69	56.75 9	63.44
3	78	4e	Barry BRAITHWAITE	Lambretta	10	9:45.60	61.48	56.88 6	63.29

Not-Classified

41	4e	Stuart DAY	Lambretta 200	7	6:43.42	DNF	62.47	56.11 3	64.16
----	----	------------	---------------	---	---------	-----	-------	---------	-------

Fastest Lap

76	4e	Pete MOLKENTHIN	Lambretta 200				55.29	9	65.11
19	4e	Mark SHIRLEY	Piaggio Zip 80				55.29	10	65.11

No 86 - Time Includes 10s Penalty for JUMP START

Start Time : 15:03

Lydden Hill

22 Jun 19 15:21

Clerk of Course :

Time Issued :

Chief Timekeeper : Graham Marshall

THESE RESULTS ARE PROVISIONAL UNTIL THE CONCLUSION OF ANY JUDICIAL AND TECHNICAL MATTERS

HS Sports Timing and Results Systems - Results and Lap Times at www.theresultslive.co.uk



RESULT - RACE 9

EVENT AP

PI	No	Evt	Name	Machine	Laps	Time	MPH	Best Lap on	MPH
1	25	AP	Tom SHAW	Scomadi TL200	10	9:48.21	61.20	57.54	8 62.57

Fastest Lap

25 AP Tom SHAW Scomadi TL200 57.54 8 62.57

No 86 - Time Includes 10s Penalty for JUMP START

EVENT Pr

PI	No	Evt	Name	Machine	Laps	Time	MPH	Best Lap on	MPH
1	5	Pr	Justin PRICE	Lambretta GP 200	10	9:09.08	65.56	54.06	8 66.59
2	4	Pr	Graham TATTON	Lambretta GP 200	10	9:12.87	65.11	53.93	4 66.75
3	46	Pr	David DELANEY	Vespa 132	10	9:26.65	63.53	55.15	2 65.28
4	64	Pr	Pat WICKHAM	Lambretta GP 200	10	9:42.54	61.80	57.00	3 63.16
5	23	Pr	Stephen HAMILTON	Vespa 135	10	9:42.75	61.78	56.83	9 63.35
6	29	Pr	Rob FIELDER	Vespa PX125	10	9:55.00	60.50	57.85	3 62.23
7	42	Pr	Ceri HODGETTS	Vespa 90SS	9	9:08.53	59.07	59.36	7 60.65
8	17	Pr	Justin OFFLAND	Lambretta GP200	9	9:09.29	58.99	59.56	7 60.44
9	68	Pr	Shaun NICKELLS	JPS Lambretta 200	9	9:09.47	58.97	59.04	3 60.98

Fastest Lap

4 Pr Graham TATTON Lambretta GP 200 53.93 4 66.75

No 86 - Time Includes 10s Penalty for JUMP START

Start Time : 15:03

Lydden Hill

22 Jun 19 15:21

Clerk of Course :

Time Issued :

Chief Timekeeper : Graham Marshall

THESE RESULTS ARE PROVISIONAL UNTIL THE CONCLUSION OF ANY JUDICIAL AND TECHNICAL MATTERS

HS Sports Timing and Results Systems - Results and Lap Times at www.theresultslive.co.uk

ACU BRITISH SCOOTER STOCK CHAMPIONSHIP

LAP TIMES - RACE 9

4	Graham TATTON										
	Lap	1	2	3	4	5	6	7	8	9	10
	1	1:00.61	55.16	54.54	53.93	53.97	54.30	54.66	54.83	55.43	55.44
5	Justin PRICE										
	Lap	1	2	3	4	5	6	7	8	9	10
	1	59.57	54.84	54.70	54.30	54.44	54.15	54.18	54.06	54.08	54.76
10	Drew DUNCAN										
	Lap	1	2	3	4	5	6	7	8	9	10
	1	1:06.89	58.83	58.17	57.46	56.96	57.28	57.26	57.00	56.75	56.98
16	Chris GEYTON										
	Lap	1	2	3	4	5	6	7	8	9	10
	1	1:02.04	55.57	56.46	55.54	55.44	54.87	54.74	55.14	56.20	56.07
17	Justin OFFLAND										
	Lap	1	2	3	4	5	6	7	8	9	10
	1	1:07.70	1:01.48	1:00.48	1:00.34	59.97	59.84	59.56	59.96	59.96	
19	Mark SHIRLEY										
	Lap	1	2	3	4	5	6	7	8	9	10
	1	1:01.16	56.10	56.56	56.10	56.08	55.69	55.38	56.28	56.08	55.29
23	Stephen HAMILTON										
	Lap	1	2	3	4	5	6	7	8	9	10
	1	1:04.45	59.25	58.19	58.02	57.38	57.11	56.91	57.69	56.83	56.92
25	Tom SHAW										
	Lap	1	2	3	4	5	6	7	8	9	10
	1	1:03.83	57.90	59.04	58.38	57.62	58.33	58.26	57.54	58.70	58.61
29	Rob FIELDER										
	Lap	1	2	3	4	5	6	7	8	9	10
	1	1:06.72	58.79	57.85	58.32	58.59	59.13	59.12	58.79	58.73	58.96
41	Stuart DAY										
	Lap	1	2	3	4	5	6	7	8	9	10
	1	1:00.11	56.75	56.11	56.41	56.32	56.49	1:01.23			
42	Ceri HODGETTS										
	Lap	1	2	3	4	5	6	7	8	9	10
	1	1:06.54	1:01.62	1:01.80	1:00.44	59.88	59.37	59.36	59.65	59.87	
46	David DELANEY										
	Lap	1	2	3	4	5	6	7	8	9	10
	1	1:00.51	55.15	55.63	55.66	55.44	55.43	1:00.34	55.80	56.83	55.86
63	David BRISTOW										
	Lap	1	2	3	4	5	6	7	8	9	10
	1	57.76	54.07	53.71	53.62	53.88	54.52	53.72	53.02	53.48	53.79

64	Pat WICKHAM									
Lap	1	2	3	4	5	6	7	8	9	10
1	1:05.63	57.59	57.00	57.66	57.50	57.59	57.50	57.79	57.15	57.13
67	Danny LODER									
Lap	1	2	3	4	5	6	7	8	9	10
1	1:10.86	1:03.16	1:04.31	1:03.91	1:03.27	1:02.96	1:02.72	1:02.39	1:03.01	
68	Shaun NICKELLS									
Lap	1	2	3	4	5	6	7	8	9	10
1	1:08.17	1:00.64	59.04	59.14	1:00.38	59.94	59.35	1:00.17	1:02.64	
74	Bob WEST									
Lap	1	2	3	4	5	6	7	8	9	10
1	1:02.57	55.86	55.73	56.03	56.27	55.97	55.95	56.37	56.83	56.87
76	Pete MOLKENTHIN									
Lap	1	2	3	4	5	6	7	8	9	10
1	1:01.55	55.77	55.94	55.62	56.17	55.85	56.17	56.28	55.29	56.09
78	Barry BRAITHWAITE									
Lap	1	2	3	4	5	6	7	8	9	10
1	1:07.73	58.53	58.05	57.71	57.57	56.88	57.21	57.60	57.22	57.10
86	Jason METIVIER									
Lap	1	2	3	4	5	6	7	8	9	10
1	56.69	52.82	52.96	53.76	54.18	54.89	54.70	54.48	54.29	53.81

Lap Chart

ACU BRITISH SCOOTER STOCK CHAMPIONSHIP - RACE 9

Lap 1		Lap 2		Lap 3		Lap 4		Lap 5		Lap 6		Lap 7		Lap 8		Lap 9		Lap 10	
No	Time	No	Time	No	Time	No	Time	No	Time	No	Time	No	Time	No	Time	No	Time	No	Time
86	56.69	86	1:49.51	86	2:42.47	86	3:36.23	86	4:30.41	86	5:25.30	86	6:20.00	63	7:14.30	63	8:07.78	63	9:01.57
63	57.76	63	1:51.83	63	2:45.54	63	3:39.16	63	4:33.04	67	5:25.51 *1	63	6:21.28	86	7:14.48	42	8:08.66 *1	42	9:08.53 *1
5	59.57	5	1:54.41	5	2:49.11	5	3:43.41	5	4:37.85	63	5:27.56	5	6:26.18	5	7:20.24	86	8:08.77	5	9:09.08
41	1:00.11	46	1:55.66	4	2:50.31	4	3:44.24	4	4:38.21	5	5:32.00	4	6:27.17	4	7:22.00	17	8:09.33 *1	17	9:09.29 *1
46	1:00.51	4	1:55.77	46	2:51.29	46	3:46.95	46	4:42.39	4	5:32.51	67	6:28.47 *1	16	7:29.80	5	8:14.32	68	9:09.47 *1
4	1:00.61	41	1:56.86	41	2:52.97	76	3:48.88	76	4:45.05	46	5:37.82	16	6:34.66	67	7:31.19 *1	4	8:17.43	86	9:12.58
19	1:01.16	19	1:57.26	76	2:53.26	41	3:49.38	16	4:45.05	16	5:39.92	76	6:37.07	76	7:33.35	16	8:26.00	4	9:12.87
76	1:01.55	76	1:57.32	19	2:53.82	16	3:49.61	41	4:45.70	76	5:40.90	19	6:37.07	19	7:33.35	76	8:28.64	16	9:22.07
16	1:02.04	16	1:57.61	16	2:54.07	19	3:49.92	19	4:46.00	19	5:41.69	46	6:38.16	46	7:33.96	19	8:29.43	19	9:24.72
74	1:02.57	74	1:58.43	74	2:54.16	74	3:50.19	74	4:46.46	41	5:42.19	74	6:38.38	74	7:34.75	46	8:30.79	76	9:24.73
25	1:03.83	25	2:01.73	64	3:00.22	64	3:57.88	64	4:55.38	74	5:42.43	41	6:43.42	64	7:48.26	74	8:31.58	46	9:26.65
23	1:04.45	64	2:03.22	25	3:00.77	25	3:59.15	25	4:56.77	64	5:52.97	64	6:50.47	23	7:49.00	67	8:33.58 *1	74	9:28.45
64	1:05.63	23	2:03.70	23	3:01.89	23	3:59.91	23	4:57.29	23	5:54.40	23	6:51.31	10	7:49.85	64	8:45.41	67	9:36.59 *1
42	1:06.54	29	2:05.51	29	3:03.36	10	4:01.35	10	4:58.31	25	5:55.10	10	6:52.85	25	7:50.90	23	8:45.83	64	9:42.54
29	1:06.72	10	2:05.72	10	3:03.89	29	4:01.68	78	4:59.59	10	5:55.59	25	6:53.36	78	7:51.28	10	8:46.60	23	9:42.75
10	1:06.89	78	2:06.26	78	3:04.31	78	4:02.02	29	5:00.27	78	5:56.47	78	6:53.68	29	7:57.31	78	8:48.50	10	9:43.58
17	1:07.70	42	2:08.16	68	3:07.85	68	4:06.99	68	5:07.37	29	5:59.40	29	6:58.52	68	8:06.83	25	8:49.60	78	9:45.60
78	1:07.73	68	2:08.81	17	3:09.66	17	4:10.00	17	5:09.97	68	6:07.31	68	7:06.66			29	8:56.04	25	9:48.21
68	1:08.17	17	2:09.18	42	3:09.96	42	4:10.40	42	5:10.28	42	6:09.65	42	7:09.01					29	9:55.00
67	1:10.86	67	2:14.02	67	3:18.33	67	4:22.24			17	6:09.81	17	7:09.37						



ACU BRITISH SUPER SCOOTER CHAMPIONSHIP

RESULT - RACE 13

Pl	No	Evt	Name	Machine	Laps	Time	Behind	MPH	Best Lap on	MPH
1	7	6	Warren WILKINSON	Lambretta SX 250	9	8:44.41		61.78	51.20	6 70.31
2	4	6	Stephen WRIGHT	Lambretta DSC RB 250	9	8:46.33	1.92	61.56	51.49	5 69.92
3	52	6a	John WOODS	Gilera Runner179	9	8:49.07	4.66	61.24	51.74	4 69.58
4	60	6	Justin PRICE	Lambretta GP 230	9	8:54.86	10.45	60.58	51.86	4 69.42
5	86	6	Jason METIVIER	Lambretta GP 210	9	8:58.94	14.53	60.12	52.86	5 68.10
6	47	6	Graham TATTON	Lambretta GP200	9	9:11.77	27.36	58.72	54.44	5 66.13
7	41	6	Stuart DAY	Lambretta 240	9	9:32.79	48.38	56.57	54.44	2 66.13
8	67	6	Danny LODER	Vespa Hornet 144	9	9:38.78	54.37	55.98	56.45	5 63.77
9	74	6	Bob WEST	Lambretta SRP 200	8	8:47.28	1 Lap	54.62	57.04	5 63.11
10	25	6a	Tom SHAW	Scomadi TL200	8	8:47.73	1 Lap	54.57	57.39	7 62.73
11	46	6	David DELANEY	Vespa 132	8	8:49.43	1 Lap	54.40	57.20	4 62.94
12	28	6	Stephen WRIGHT	Gilera PSN Runner 180	8	9:04.39	1 Lap	52.90	57.61	8 62.49
13	17	6	Justin OFFLAND	Lambretta GP200	8	9:10.69	1 Lap	52.30	59.93	8 60.07

Not-Classified

63	6	David BRISTOW	Lambretta Hornet GP 210	8	8:01.56	DNF	59.81	52.35	8 68.77
27	6	Ian SCUTT	Lambretta	2	1:53.27	DNF	63.56	1:53.27	2 31.78

Fastest Lap

7	6	Warren WILKINSON	Lambretta SX 250					51.20	6 70.31
---	---	------------------	------------------	--	--	--	--	-------	---------

First Racing Lap Not Recorded.

Start Time : 16:07

Lydden Hill

22 Jun 19 16:21


Clerk of Course :

Time Issued :


Chief Timekeeper : Graham Marshall

THESE RESULTS ARE PROVISIONAL UNTIL THE CONCLUSION OF ANY JUDICIAL AND TECHNICAL MATTERS

HS Sports Timing and Results Systems - Results and Lap Times at www.theresultslive.co.uk



RACE GRID




ACU BRITISH SUPER SCOOTER CHAMPIONSHIP

RACE 13, 24 & 34

ROW 6		46 01:01.900 David DELANEY	29 59.150 Rob FIELDER
ROW 5	74 58.670 Bob WEST	17 58.580 Justin OFFLAND	25 58.310 Tom SHAW
ROW 4	67 55.680 Danny LODER	16 55.350 Chris GEYTON	76 55.260 Pete MOLKENTHIN
ROW 3	27 54.320 Ian SCUTT	47 53.990 Graham TATTON	52 53.390 John WOODS
ROW 2	41 53.380 Stuart DAY	63 53.070 David BRISTOW	86 52.560 Jason METIVIER
ROW 1	7 52.390 Warren WILKINSON	4 51.870 Stephen WRIGHT	60 51.750 Justin PRICE

POLE



BRITISH HISTORIC RACING

RESULT - RACE 13

EVENT 6

PI	No	Evt	Name	Machine	Laps	Time	MPH	Best Lap on	MPH
1	7	6	Warren WILKINSON	Lambretta SX 250	9	8:44.41	61.78	51.20	6 70.31
2	4	6	Stephen WRIGHT	Lambretta DSC RB 250	9	8:46.33	61.56	51.49	5 69.92
3	60	6	Justin PRICE	Lambretta GP 230	9	8:54.86	60.58	51.86	4 69.42
4	86	6	Jason METIVIER	Lambretta GP 210	9	8:58.94	60.12	52.86	5 68.10
5	47	6	Graham TATTON	Lambretta GP200	9	9:11.77	58.72	54.44	5 66.13
6	41	6	Stuart DAY	Lambretta 240	9	9:32.79	56.57	54.44	2 66.13
7	67	6	Danny LODER	Vespa Hornet 144	9	9:38.78	55.98	56.45	5 63.77
8	74	6	Bob WEST	Lambretta SRP 200	8	8:47.28	54.62	57.04	5 63.11
9	46	6	David DELANEY	Vespa 132	8	8:49.43	54.40	57.20	4 62.94
10	28	6	Stephen WRIGHT	Gilera PSN Runner 180	8	9:04.39	52.90	57.61	8 62.49
11	17	6	Justin OFFLAND	Lambretta GP200	8	9:10.69	52.30	59.93	8 60.07

Not-Classified

63	6	David BRISTOW	Lambretta Hornet GP 210	8	8:01.56	DNF	59.81	52.35	8 68.77
27	6	Ian SCUTT	Lambretta	2	1:53.27	DNF	63.56	1:53.27	2 31.78

Fastest Lap

7	6	Warren WILKINSON	Lambretta SX 250					51.20	6 70.31
---	---	------------------	------------------	--	--	--	--	-------	---------

First Racing Lap Not Recorded.

EVENT 6a

PI	No	Evt	Name	Machine	Laps	Time	MPH	Best Lap on	MPH
1	52	6a	John WOODS	Gilera Runner179	9	8:49.07	61.24	51.74	4 69.58
2	25	6a	Tom SHAW	Scomadi TL200	8	8:47.73	54.57	57.39	7 62.73

Fastest Lap

52	6a	John WOODS	Gilera Runner179					51.74	4 69.58
----	----	------------	------------------	--	--	--	--	-------	---------

First Racing Lap Not Recorded.

Start Time : 16:07

Lydden Hill

22 Jun 19 16:21

Clerk of Course :

Time Issued :

Chief Timekeeper : Graham Marshall

THESE RESULTS ARE PROVISIONAL UNTIL THE CONCLUSION OF ANY JUDICIAL AND TECHNICAL MATTERS

HS Sports Timing and Results Systems - Results and Lap Times at www.theresultslive.co.uk

ACU BRITISH SUPER SCOOTER CHAMPIONSHIP

LAP TIMES - RACE 13

4	Stephen WRIGHT									
Lap	1	2	3	4	5	6	7	8	9	10
1		51.78	51.50	51.71	51.49	51.95	52.01	51.60	52.21	
7	Warren WILKINSON									
Lap	1	2	3	4	5	6	7	8	9	10
1		51.23	54.78	51.75	51.42	51.20	51.58	51.58	53.10	
17	Justin OFFLAND									
Lap	1	2	3	4	5	6	7	8	9	10
1		1:00.90	1:00.90	1:01.30	1:00.26	1:03.09	1:00.27	59.93		
25	Tom SHAW									
Lap	1	2	3	4	5	6	7	8	9	10
1		58.77	58.96	58.35	57.89	57.73	57.39	57.43		
27	Ian SCUTT									
Lap	1	2	3	4	5	6	7	8	9	10
1		1:53.27								
28	Stephen WRIGHT									
Lap	1	2	3	4	5	6	7	8	9	10
1	1:07.81		1:01.20	58.41	58.51	1:02.39	57.93	57.61		
41	Stuart DAY									
Lap	1	2	3	4	5	6	7	8	9	10
1		54.44	55.25	55.62	56.66	57.52	58.05	57.83	59.58	
46	David DELANEY									
Lap	1	2	3	4	5	6	7	8	9	10
1		58.28	57.38	57.20	57.42	57.82	57.95	58.29		
47	Graham TATTON									
Lap	1	2	3	4	5	6	7	8	9	10
1		54.56	54.46	54.49	54.44	55.32	54.83	54.88	54.51	
52	John WOODS									
Lap	1	2	3	4	5	6	7	8	9	10
1		51.97	52.70	51.74	51.78	53.66	52.47	52.36	52.37	
60	Justin PRICE									
Lap	1	2	3	4	5	6	7	8	9	10
1		52.93	53.28	51.86	51.98	52.50	53.39	54.11	55.47	
63	David BRISTOW									
Lap	1	2	3	4	5	6	7	8	9	10
1		53.04	53.08	53.03	52.83	52.87	52.83	52.35		
67	Danny LODER									
Lap	1	2	3	4	5	6	7	8	9	10
1		57.38	57.40	57.13	56.45	57.24	58.96	57.06	58.30	

74	Bob WEST										
	Lap	1	2	3	4	5	6	7	8	9	10
	1	58.21	57.73	57.11	57.04	57.27	57.29	58.23			

86	Jason METIVIER										
	Lap	1	2	3	4	5	6	7	8	9	10
	1	53.12	53.54	52.92	52.86	53.29	53.45	53.57	54.83		

Lap Chart

ACU BRITISH SUPER SCOOTER CHAMPIONSHIP - RACE 13

Lap 1		Lap 2		Lap 3		Lap 4		Lap 5		Lap 6		Lap 7		Lap 8		Lap 9		Lap 10	
No	Time	No	Time	No	Time	No	Time	No	Time	No	Time	No	Time	No	Time	No	Time	No	Time
28	1:07.81	27	1:53.27	28	3:09.59	7	4:25.53	7	5:16.95	7	6:08.15	7	6:59.73	7	7:51.31	7	8:44.41		
		7	2:39.00	7	3:33.78	52	4:26.43	52	5:18.21	4	6:10.51	4	7:02.52	4	7:54.12	4	8:46.33		
		52	2:41.99	52	3:34.69	4	4:27.07	4	5:18.56	52	6:11.87	52	7:04.34	52	7:56.70	74	8:47.28	*1	
		60	2:42.27	4	3:35.36	60	4:27.41	60	5:19.39	60	6:11.89	60	7:05.28	60	7:59.39	25	8:47.73	*1	
		4	2:43.86	60	3:35.55	63	4:30.68	63	5:23.51	63	6:16.38	28	7:08.85	*1	63	8:01.56	52	8:49.07	
		86	2:44.48	63	3:37.65	86	4:30.94	86	5:23.80	86	6:17.09	63	7:09.21		86	8:04.11	46	8:49.43	*1
		63	2:44.57	86	3:38.02	47	4:37.79	47	5:32.23	47	6:27.55	17	7:10.49	*1	28	8:06.78	*1	60	8:54.86
		47	2:48.84	47	3:43.30	41	4:43.15	41	5:39.81	41	6:37.33	86	7:10.54		17	8:10.76	*1	86	8:58.94
		41	2:52.28	41	3:47.53	67	4:50.77	67	5:47.22	67	6:44.46	47	7:22.38		47	8:17.26		28	9:04.39
		67	2:56.24	67	3:53.64	25	4:57.29	74	5:54.49	74	6:51.76	41	7:35.38		41	8:33.21		17	9:10.69
		25	2:59.98	25	3:58.94	74	4:57.45	25	5:55.18	25	6:52.91	67	7:43.42		67	8:40.48		47	9:11.77
		74	3:02.61	74	4:00.34	46	4:57.95	46	5:55.37	46	6:53.19	74	7:49.05					41	9:32.79
		46	3:03.37	46	4:00.75	17	5:07.14	28	6:06.46			25	7:50.30					67	9:38.78
		17	3:04.94	17	4:05.84	28	5:07.95	17	6:07.40			46	7:51.14						



BSSO MEMORIAL RACE

RESULT - RACE 18

Pl	No	Evt	Name	Machine	Laps	Time	Behind	MPH	Best Lap on	MPH
1	7		Warren WILKINSON	Lambretta SX 250	10	8:39.47		69.30	3	70.59
2	52		John WOODS	Gilera Runner179	10	8:44.64	5.17	68.62	2	69.57
3	6		Damon TUNNICLIFFE	Lambretta	10	8:57.54	18.07	66.97	6	67.86
4	63		David BRISTOW	Lambretta Hornet GP 210	10	9:14.79	35.32	64.89	2	66.09
5	4		Stephen WRIGHT	Lambretta DSC RB 250	10	9:15.87	36.40	64.76	2	65.67
6	74		Bob WEST	Lambretta SRP 200	9	8:48.09	1 Lap	61.35	4	62.88
7	17		Justin OFFLAND	Lambretta GP200	9	9:09.18	1 Lap	59.00	0	61.72
8	90		Andy WALKER	Lambretta GP200	9	9:40.84	1 Lap	55.78	6	56.83
<u>Not-Classified</u>										
	67		WARNER/ WARNER	BMW K100	2	9:07.98	NCF	13.14	2	14.91
<u>Fastest Lap</u>										
	7		Warren WILKINSON	Lambretta SX 250					3	70.59

Start Time : 17:22

Lydden Hill

23 Jun 19 10:04

Clerk of Course :

Time Issued :

Chief Timekeeper : Graham Marshall

THESE RESULTS ARE PROVISIONAL UNTIL THE CONCLUSION OF ANY JUDICIAL AND TECHNICAL MATTERS

HS Sports Timing and Results Systems - Results and Lap Times at www.theresultslive.co.uk

BSSO MEMORIAL RACE

LAP TIMES - RACE 18

4	Stephen WRIGHT										
	Lap	1	2	3	4	5	6	7	8	9	10
	1	56.11	56.11	56.11	56.11	56.11	54.82	54.83	54.93	54.98	55.74

6	Damon TUNNICLIFFE										
	Lap	1	2	3	4	5	6	7	8	9	10
	1	54.26	54.26	54.26	54.26	54.26	53.30	53.34	53.11	53.46	53.05

7	Warren WILKINSON										
	Lap	1	2	3	4	5	6	7	8	9	10
	1	51.96	51.96	51.96	51.96	51.96	51.28	51.00	51.49	53.69	52.23

17	Justin OFFLAND										
	Lap	1	2	3	4	5	6	7	8	9	10
	1	1:03.19	58.93	58.33	1:01.09	1:01.19	1:01.34	1:01.71	1:01.14	1:02.26	

52	John WOODS										
	Lap	1	2	3	4	5	6	7	8	9	10
	1	52.48	52.48	52.48	52.48	52.48	51.75	51.89	53.09	51.93	53.59

63	David BRISTOW										
	Lap	1	2	3	4	5	6	7	8	9	10
	1	55.68	55.68	55.68	55.68	55.68	54.47	55.24	55.94	55.61	55.11

67	WARNER/ WARNER										
	Lap	1	2	3	4	5	6	7	8	9	10
	1	5:06.48	4:01.50								

74	Bob WEST										
	Lap	1	2	3	4	5	6	7	8	9	10
	1	59.87	59.87	59.87	59.87	57.77	58.39	57.25	57.66	57.55	

90	Andy WALKER										
	Lap	1	2	3	4	5	6	7	8	9	10
	1	1:05.60	1:05.60	1:05.60	1:05.60	1:03.95	1:03.58	1:03.59	1:03.97	1:03.35	

Lap Chart

BSSO MEMORIAL RACE - RACE 18

Lap 1		Lap 2		Lap 3		Lap 4		Lap 5		Lap 6		Lap 7		Lap 8		Lap 9		Lap 10	
No	Time	No	Time	No	Time	No	Time	No	Time	No	Time	No	Time	No	Time	No	Time	No	Time
7	51.96	7	1:43.91	7	2:35.87	7	3:27.82	7	4:19.78	7	5:11.06	7	6:02.06	7	6:53.55	7	7:47.24	7	8:39.47
52	52.48	52	1:44.96	52	2:37.43	52	3:29.91	52	4:22.39	52	5:14.14	17	6:04.07 *1	52	6:59.12	74	7:50.54 *1	52	8:44.64
6	54.26	6	1:48.51	6	2:42.77	6	3:37.02	90	4:22.40 *1	6	5:24.58	52	6:06.03	17	7:05.78 *1	52	7:51.05	74	8:48.09 *1
63	55.68	63	1:51.37	63	2:47.05	63	3:42.74	6	4:31.28	90	5:26.35 *1	6	6:17.92	6	7:11.03	6	8:04.49	6	8:57.54
4	56.11	4	1:52.23	4	2:48.34	4	3:44.46	63	4:38.42	63	5:32.89	63	6:28.13	63	7:24.07	17	8:06.92 *1	67	9:07.98 *8
74	59.87	74	1:59.74	74	2:59.60	74	3:59.47	4	4:40.57	4	5:35.39	90	6:29.93 *1	4	7:25.15	63	8:19.68	17	9:09.18 *1
17	1:03.19	17	2:02.12	17	3:00.45	17	4:01.54	74	4:57.24	74	5:55.63	4	6:30.22	90	7:33.52 *1	4	8:20.13	63	9:14.79
90	1:05.60	90	2:11.20	90	3:16.80			17	5:02.73			74	6:52.88			90	8:37.49 *1	4	9:15.87
								67	5:06.48 *4									90	9:40.84 *1



ACU BRITISH SCOOTER STOCK CHAMPIONSHIP

RESULT - RACE 20

Pl	No	Evt	Name	Machine	Laps	Time	Behind	MPH	Best Lap on	MPH	
1	63	4	David BRISTOW	Vespa Hornet PX 260	10	8:48.32		68.14	7	69.43	
2	86	4	Jason METIVIER	Lambretta GP 210	10	8:48.46	0.14	68.12	5	69.11	
3	4	Pr	Graham TATTON	Lambretta GP 200	10	9:12.66	24.34	65.14	6	66.85	
4	16	4	Chris GEYTON	Lambretta DL200	10	9:20.58	32.26	64.22	6	66.35	
5	5	Pr	Justin PRICE	Lambretta GP 200	10	9:20.66	32.34	64.21	7	65.44	
6	76	4e	Pete MOLKENTHIN	Lambretta 200	10	9:23.01	34.69	63.94	2	65.15	
7	19	10	Mark SHIRLEY	Piaggio Zip 80	10	9:32.50	44.18	62.88	4	64.57	
8	78	4	Barry BRAITHWAITE	Lambretta	10	9:38.06	49.74	62.28	3	63.78	
9	23	Pr	Stephen HAMILTON	Vespa 135	10	9:39.50	51.18	62.12	9	65.10	
10	74	4	Bob WEST	Lambretta Taffspeed 200	10	9:40.46	52.14	62.02	5	63.53	
11	25	AP	Tom SHAW	Scomadi TL200	10	9:41.08	52.76	61.95	2	63.12	
12	10	4	Drew DUNCAN	Lambretta Jet 200	9	8:51.30	1 Lap	60.98	6	63.67	
13	29	Pr	Rob FIELDER	Vespa PX125	9	8:56.28	1 Lap	60.42	2	61.81	
14	64	Pr	Pat WICKHAM	Lambretta GP 200	9	9:03.52	1 Lap	59.61	3	61.64	
15	68	Pr	Shaun NICKELLS	JPS Lambretta 200	9	9:03.62	1 Lap	59.60	9	61.54	
16	17	Pr	Justin OFFLAND	Lambretta GP200	9	9:04.37	1 Lap	59.52	9	61.78	
17	90	4e	Andy WALKER	Lambretta GP200	9	9:20.86	1 Lap	57.77	5	60.11	
18	42	Pr	Ceri HODGETTS	Vespa 90SS	9	9:34.06	1 Lap	56.44	1:01.90	2	58.16
19	67	4	Danny LODER	Vespa Hornet 144	8	8:54.29	2 Laps	53.90	1:05.30	8	55.13
Not-Classified											
	46	Pr	David DELANEY	Vespa 132	5	5:26.99	DNF	55.05	55.97	2	64.32
Fastest Lap											
	63	4	David BRISTOW	Vespa Hornet PX 260					51.85	7	69.43

Start Time : 11:17

Lydden Hill

23 Jun 19 11:32

Clerk of Course :

Time Issued :

Chief Timekeeper : Graham Marshall

THESE RESULTS ARE PROVISIONAL UNTIL THE CONCLUSION OF ANY JUDICIAL AND TECHNICAL MATTERS

HS Sports Timing and Results Systems - Results and Lap Times at www.theresultslive.co.uk


RACE GRID

ACU BRITISH SCOOTER STOCK CHAMPIONSHIP

RACE 9

ROW 7		68 01:04.200 Shaun NICKELLS	67 01:02.570 Danny LODER
ROW 6	17 59.770 Justin OFFLAND	42 59.710 Ceri HODGETTS	29 59.430 Rob FIELDER
ROW 5	10 58.080 Drew DUNCAN	25 58.070 Tom SHAW	90 57.880 Andy WALKER
ROW 4	64 57.750 Pat WICKHAM	23 56.900 Stephen HAMILTON	74 56.340 Bob WEST
ROW 3	16 55.950 Chris GEYTON	19 55.770 Mark SHIRLEY	76 55.220 Pete MOLKENTHIN
ROW 2	41 55.110 Stuart DAY	46 54.620 David DELANEY	4 54.590 Graham TATTON
ROW 1	5 54.240 Justin PRICE	63 53.580 David BRISTOW	86 52.030 Jason METIVIER

POLE





RESULT - RACE 20

EVENT 10

PI	No	Evt	Name	Machine	Laps	Time	MPH	Best Lap on	MPH
1	19	10	Mark SHIRLEY	Piaggio Zip 80	10	9:32.50	62.88	55.75	4 64.57

Fastest Lap

19	10	Mark SHIRLEY	Piaggio Zip 80				55.75	4	64.57
----	----	--------------	----------------	--	--	--	-------	---	-------

EVENT 4

PI	No	Evt	Name	Machine	Laps	Time	MPH	Best Lap on	MPH
1	63	4	David BRISTOW	Vespa Hornet PX 260	10	8:48.32	68.14	51.85	7 69.43
2	86	4	Jason METIVIER	Lambretta GP 210	10	8:48.46	68.12	52.09	5 69.11
3	16	4	Chris GEYTON	Lambretta DL200	10	9:20.58	64.22	54.26	6 66.35
4	78	4	Barry BRAITHWAITE	Lambretta	10	9:38.06	62.28	56.44	3 63.78
5	74	4	Bob WEST	Lambretta Taffspeed 200	10	9:40.46	62.02	56.67	5 63.53
6	10	4	Drew DUNCAN	Lambretta Jet 200	9	8:51.30	60.98	56.54	6 63.67
7	67	4	Danny LODER	Vespa Hornet 144	8	8:54.29	53.90	1:05.30	8 55.13

Fastest Lap

63	4	David BRISTOW	Vespa Hornet PX 260				51.85	7	69.43
----	---	---------------	---------------------	--	--	--	-------	---	-------

EVENT 4e

PI	No	Evt	Name	Machine	Laps	Time	MPH	Best Lap on	MPH
1	76	4e	Pete MOLKENTHIN	Lambretta 200	10	9:23.01	63.94	55.26	2 65.15
2	90	4e	Andy WALKER	Lambretta GP200	9	9:20.86	57.77	59.89	5 60.11

Fastest Lap

76	4e	Pete MOLKENTHIN	Lambretta 200				55.26	2	65.15
----	----	-----------------	---------------	--	--	--	-------	---	-------

Start Time : 11:17

Lydden Hill

23 Jun 19 11:32

Clerk of Course :

Time Issued :

Chief Timekeeper : Graham Marshall

THESE RESULTS ARE PROVISIONAL UNTIL THE CONCLUSION OF ANY JUDICIAL AND TECHNICAL MATTERS

HS Sports Timing and Results Systems - Results and Lap Times at www.theresultslive.co.uk

BRITISH HISTORIC RACING

RESULT - RACE 20

EVENT AP

PI	No	Evt	Name	Machine	Laps	Time	MPH	Best Lap on	MPH
1	25	AP	Tom SHAW	Scomadi TL200	10	9:41.08	61.95	57.03	2 63.12

Fastest Lap

25	AP	Tom SHAW	Scomadi TL200				57.03	2	63.12
----	----	----------	---------------	--	--	--	-------	---	-------

EVENT Pr

PI	No	Evt	Name	Machine	Laps	Time	MPH	Best Lap on	MPH
1	4	Pr	Graham TATTON	Lambretta GP 200	10	9:12.66	65.14	53.85	6 66.85
2	5	Pr	Justin PRICE	Lambretta GP 200	10	9:20.66	64.21	55.01	7 65.44
3	23	Pr	Stephen HAMILTON	Vespa 135	10	9:39.50	62.12	55.30	9 65.10
4	29	Pr	Rob FIELDER	Vespa PX125	9	8:56.28	60.42	58.24	2 61.81
5	64	Pr	Pat WICKHAM	Lambretta GP 200	9	9:03.52	59.61	58.40	3 61.64
6	68	Pr	Shaun NICKELLS	JPS Lambretta 200	9	9:03.62	59.60	58.50	9 61.54
7	17	Pr	Justin OFFLAND	Lambretta GP200	9	9:04.37	59.52	58.27	9 61.78
8	42	Pr	Ceri HODGETTS	Vespa 90SS	9	9:34.06	56.44	1:01.90	2 58.16

Not-Classified

46	Pr	David DELANEY	Vespa 132	5	5:26.99	DNF	55.05	55.97	2 64.32
----	----	---------------	-----------	---	---------	-----	-------	-------	---------

Fastest Lap

4	Pr	Graham TATTON	Lambretta GP 200				53.85	6	66.85
---	----	---------------	------------------	--	--	--	-------	---	-------

Start Time : 11:17

Lydden Hill

23 Jun 19 11:32

Clerk of Course :

Time Issued :

Chief Timekeeper : Graham Marshall

THESE RESULTS ARE PROVISIONAL UNTIL THE CONCLUSION OF ANY JUDICIAL AND TECHNICAL MATTERS

HS Sports Timing and Results Systems - Results and Lap Times at www.theresultslive.co.uk

ACU BRITISH SCOOTER STOCK CHAMPIONSHIP

LAP TIMES - RACE 20

4 Graham TATTON

Lap	1	2	3	4	5	6	7	8	9	10
1	1:00.84	54.62	54.36	54.27	54.34	53.85	54.73	55.01	55.43	55.21

5 Justin PRICE

Lap	1	2	3	4	5	6	7	8	9	10
1	1:02.19	55.23	55.57	55.18	55.39	55.47	55.01	55.56	55.49	55.57

10 Drew DUNCAN

Lap	1	2	3	4	5	6	7	8	9	10
1	1:11.09	59.31	58.46	57.16	57.26	56.54	57.25	57.50	56.73	

16 Chris GEYTON

Lap	1	2	3	4	5	6	7	8	9	10
1	1:02.75	55.59	55.71	55.62	54.87	54.26	55.05	55.64	55.49	55.60

17 Justin OFFLAND

Lap	1	2	3	4	5	6	7	8	9	10
1	1:10.42	1:00.98	59.48	1:00.15	58.62	59.36	58.65	58.44	58.27	

19 Mark SHIRLEY

Lap	1	2	3	4	5	6	7	8	9	10
1	1:01.66	56.49	56.52	55.75	55.98	55.90	56.58	57.77	57.94	57.91

23 Stephen HAMILTON

Lap	1	2	3	4	5	6	7	8	9	10
1	1:09.99	58.37	58.15	57.48	56.93	56.54	55.72	55.51	55.30	55.51

25 Tom SHAW

Lap	1	2	3	4	5	6	7	8	9	10
1	1:03.35	57.03	57.11	58.42	57.78	57.33	57.56	57.28	57.10	58.12

29 Rob FIELDER

Lap	1	2	3	4	5	6	7	8	9	10
1	1:04.20	58.24	58.76	59.19	59.40	58.62	59.46	59.11	59.30	

42 Ceri HODGETTS

Lap	1	2	3	4	5	6	7	8	9	10
1	1:09.95	1:01.90	1:02.85	1:02.13	1:04.14	1:04.18	1:03.56	1:02.64	1:02.71	

46 David DELANEY

Lap	1	2	3	4	5	6	7	8	9	10
1	1:00.75	55.97	1:36.40	57.17	56.70					

63 David BRISTOW

Lap	1	2	3	4	5	6	7	8	9	10
1	57.62	52.44	52.20	52.21	52.22	52.18	51.85	52.83	52.36	52.41

64 Pat WICKHAM

Lap	1	2	3	4	5	6	7	8	9	10
1	1:07.96	59.89	58.40	59.65	1:00.29	59.50	59.64	59.55	58.64	

67	Danny LODER										
	Lap	1	2	3	4	5	6	7	8	9	10
	1	1:13.24	1:06.21	1:05.56	1:06.68	1:06.42	1:05.54	1:05.34	1:05.30		
68	Shaun NICKELLS										
	Lap	1	2	3	4	5	6	7	8	9	10
	1	1:07.53	59.62	59.76	59.42	59.99	59.96	59.44	59.40	58.50	
74	Bob WEST										
	Lap	1	2	3	4	5	6	7	8	9	10
	1	1:03.76	57.34	57.26	56.95	56.67	56.86	57.77	57.60	57.90	58.35
76	Pete MOLKENTHIN										
	Lap	1	2	3	4	5	6	7	8	9	10
	1	1:01.79	55.26	56.46	55.83	55.50	55.66	55.53	55.64	55.77	55.57
78	Barry BRAITHWAITE										
	Lap	1	2	3	4	5	6	7	8	9	10
	1	1:04.40	58.05	56.44	57.30	56.45	56.54	56.93	56.83	56.69	58.43
86	Jason METIVIER										
	Lap	1	2	3	4	5	6	7	8	9	10
	1	56.49	52.84	52.65	52.16	52.09	52.34	52.56	52.12	52.19	53.02
90	Andy WALKER										
	Lap	1	2	3	4	5	6	7	8	9	10
	1	1:09.12	1:00.51	1:00.08	1:00.77	59.89	1:01.71	1:02.02	1:03.72	1:03.04	

Lap Chart

ACU BRITISH SCOOTER STOCK CHAMPIONSHIP - RACE 20

Lap 1		Lap 2		Lap 3		Lap 4		Lap 5		Lap 6		Lap 7		Lap 8		Lap 9		Lap 10	
No	Time	No	Time	No	Time	No	Time	No	Time	No	Time	No	Time	No	Time	No	Time	No	Time
86	56.49	86	1:49.33	86	2:41.98	86	3:34.14	86	4:26.23	86	5:18.57	63	6:10.72	86	7:03.25	86	7:55.44	63	8:48.32
63	57.62	63	1:50.06	63	2:42.26	63	3:34.47	63	4:26.69	63	5:18.87	86	6:11.13	63	7:03.55	63	7:55.91	86	8:48.46
46	1:00.75	4	1:55.46	4	2:49.82	4	3:44.09	46	4:30.29 *1	42	5:20.97 *1	90	6:12.08 *1	64	7:05.33 *1	29	7:56.98 *1	10	8:51.30 *1
4	1:00.84	46	1:56.72	5	2:52.99	5	3:48.17	67	4:31.69 *1	46	5:26.99 *1	42	6:25.15 *1	68	7:05.72 *1	64	8:04.88 *1	67	8:54.29 *2
19	1:01.66	76	1:57.05	76	2:53.51	76	3:49.34	4	4:38.43	4	5:32.28	4	6:27.01	17	7:07.66 *1	68	8:05.12 *1	29	8:56.28 *1
76	1:01.79	5	1:57.42	16	2:54.05	16	3:49.67	5	4:43.56	67	5:38.11 *1	16	6:33.85	90	7:14.10 *1	17	8:06.10 *1	64	9:03.52 *1
5	1:02.19	19	1:58.15	19	2:54.67	19	3:50.42	16	4:44.54	16	5:38.80	5	6:34.04	4	7:22.02	4	8:17.45	68	9:03.62 *1
16	1:02.75	16	1:58.34	25	2:57.49	74	3:55.31	76	4:44.84	5	5:39.03	76	6:36.03	42	7:28.71 *1	90	8:17.82 *1	17	9:04.37 *1
25	1:03.35	25	2:00.38	74	2:58.36	25	3:55.91	19	4:46.40	76	5:40.50	19	6:38.88	16	7:29.49	16	8:24.98	4	9:12.66
74	1:03.76	74	2:01.10	78	2:58.89	78	3:56.19	74	4:51.98	19	5:42.30	67	6:43.65 *1	5	7:29.60	5	8:25.09	16	9:20.58
29	1:04.20	29	2:02.44	29	3:01.20	29	4:00.39	78	4:52.64	74	5:48.84	78	6:46.11	76	7:31.67	76	8:27.44	5	9:20.66
78	1:04.40	78	2:02.45	64	3:06.25	23	4:03.99	25	4:53.69	78	5:49.18	74	6:46.61	19	7:36.65	42	8:31.35 *1	90	9:20.86 *1
68	1:07.53	68	2:07.15	23	3:06.51	64	4:05.90	29	4:59.79	25	5:51.02	25	6:48.58	78	7:42.94	19	8:34.59	76	9:23.01
64	1:07.96	64	2:07.85	68	3:06.91	10	4:06.02	23	5:00.92	23	5:57.46	23	6:53.18	74	7:44.21	78	8:39.63	19	9:32.50
90	1:09.12	23	2:08.36	10	3:08.86	68	4:06.33	10	5:03.28	29	5:58.41	10	6:57.07	25	7:45.86	74	8:42.11	42	9:34.06 *1
42	1:09.95	90	2:09.63	90	3:09.71	90	4:10.48	64	5:06.19	10	5:59.82	29	6:57.87	23	7:48.69	25	8:42.96	78	9:38.06
23	1:09.99	10	2:10.40	17	3:10.88	17	4:11.03	68	5:06.32	64	6:05.69	67	7:48.99 *1	23	8:43.99	23	9:39.50	23	9:39.50
17	1:10.42	17	2:11.40	42	3:14.70	42	4:16.83	17	5:09.65	68	6:06.28	10	7:54.57	10	7:54.57	74	9:40.46	74	9:40.46
10	1:11.09	42	2:11.85	67	3:25.01			90	5:10.37	17	6:09.01					25	9:41.08	25	9:41.08
67	1:13.24	67	2:19.45	46	3:33.12														



ACU BRITISH SUPER SCOOTER CHAMPIONSHIP

RESULT - RACE 24

Pl	No	Evt	Name	Machine	Laps	Time	Behind	MPH	Best Lap on	MPH
1	7	6	Warren WILKINSON	Lambretta SX 250	10	8:39.16		69.34	49.87	3 72.19
2	41	6	Stuart DAY	Lambretta 240	10	8:47.10	7.94	68.30	51.67	3 69.67
3	86	6	Jason METIVIER	Lambretta GP 250	10	8:48.51	9.35	68.12	51.26	4 70.23
4	4	6	Stephen WRIGHT	Lambretta DSC RB 250	10	8:50.39	11.23	67.87	51.89	8 69.38
5	60	6	Justin PRICE	Lambretta GP 230	10	8:51.55	12.39	67.73	52.06	4 69.15
6	52	6a	John WOODS	Gilera Runner179	10	8:55.00	15.84	67.29	52.41	3 68.69
7	63	6	David BRISTOW	Vespa Hornet PX 260	10	9:06.43	27.27	65.88	52.16	3 69.02
8	31	6	Drew DUNCAN	Gilera PSN Runner 180	10	9:33.21	54.05	62.80	56.10	6 64.17
9	76	6	Pete MOLKENTHIN	Lambretta 200	10	9:33.34	54.18	62.79	54.71	10 65.80
10	25	6	Tom SHAW	Scomadi TL200	9	8:46.44	1 Lap	61.55	57.44	6 62.67
11	29	6	Rob FIELDER	Vespa PX125	9	8:47.78	1 Lap	61.39	57.27	5 62.86
12	46	6	David DELANEY	Vespa 132	9	8:51.04	1 Lap	61.01	57.56	2 62.54
13	67	6	Danny LODER	Vespa Hornet 144	9	8:52.46	1 Lap	60.85	57.42	2 62.70
14	74	6	Bob WEST	Lambretta SRP 200	9	8:53.61	1 Lap	60.72	57.29	9 62.84
15	17	6	Justin OFFLAND	Lambretta GP200	9	9:11.47	1 Lap	58.75	59.71	2 60.29

Fastest Lap

7 6 Warren WILKINSON Lambretta SX 250 49.87 3 72.19

Start Time : 12:23

Lydden Hill

23 Jun 19 14:04


Clerk of Course :

Time Issued :


Chief Timekeeper : Graham Marshall

THESE RESULTS ARE PROVISIONAL UNTIL THE CONCLUSION OF ANY JUDICIAL AND TECHNICAL MATTERS

HS Sports Timing and Results Systems - Results and Lap Times at www.theresultslive.co.uk



RACE GRID




ACU BRITISH SUPER SCOOTER CHAMPIONSHIP

RACE 13, 24 & 34

ROW 6		46 01:01.900 David DELANEY	29 59.150 Rob FIELDER
ROW 5	74 58.670 Bob WEST	17 58.580 Justin OFFLAND	25 58.310 Tom SHAW
ROW 4	67 55.680 Danny LODER	16 55.350 Chris GEYTON	76 55.260 Pete MOLKENTHIN
ROW 3	27 54.320 Ian SCUTT	47 53.990 Graham TATTON	52 53.390 John WOODS
ROW 2	41 53.380 Stuart DAY	63 53.070 David BRISTOW	86 52.560 Jason METIVIER
ROW 1	7 52.390 Warren WILKINSON	4 51.870 Stephen WRIGHT	60 51.750 Justin PRICE

POLE



BRITISH HISTORIC RACING

RESULT - RACE 24

EVENT 6

PI	No	Evt	Name	Machine	Laps	Time	MPH	Best Lap on	MPH
1	7	6	Warren WILKINSON	Lambretta SX 250	10	8:39.16	69.34	49.87	3 72.19
2	41	6	Stuart DAY	Lambretta 240	10	8:47.10	68.30	51.67	3 69.67
3	86	6	Jason METIVIER	Lambretta GP 250	10	8:48.51	68.12	51.26	4 70.23
4	4	6	Stephen WRIGHT	Lambretta DSC RB 250	10	8:50.39	67.87	51.89	8 69.38
5	60	6	Justin PRICE	Lambretta GP 230	10	8:51.55	67.73	52.06	4 69.15
6	63	6	David BRISTOW	Vespa Hornet PX 260	10	9:06.43	65.88	52.16	3 69.02
7	31	6	Drew DUNCAN	Gilera PSN Runner 180	10	9:33.21	62.80	56.10	6 64.17
8	76	6	Pete MOLKENTHIN	Lambretta 200	10	9:33.34	62.79	54.71	10 65.80
9	25	6	Tom SHAW	Scomadi TL200	9	8:46.44	61.55	57.44	6 62.67
10	29	6	Rob FIELDER	Vespa PX125	9	8:47.78	61.39	57.27	5 62.86
11	46	6	David DELANEY	Vespa 132	9	8:51.04	61.01	57.56	2 62.54
12	67	6	Danny LODER	Vespa Hornet 144	9	8:52.46	60.85	57.42	2 62.70
13	74	6	Bob WEST	Lambretta SRP 200	9	8:53.61	60.72	57.29	9 62.84
14	17	6	Justin OFFLAND	Lambretta GP200	9	9:11.47	58.75	59.71	2 60.29

Fastest Lap

7 6 Warren WILKINSON Lambretta SX 250 49.87 3 72.19

EVENT 6a

PI	No	Evt	Name	Machine	Laps	Time	MPH	Best Lap on	MPH
1	52	6a	John WOODS	Gilera Runner179	10	8:55.00	67.29	52.41	3 68.69

Fastest Lap

52 6a John WOODS Gilera Runner179 52.41 3 68.69

Start Time : 12:23

Lydden Hill

23 Jun 19 14:04

Clerk of Course :

Time Issued :

Chief Timekeeper : Graham Marshall

THESE RESULTS ARE PROVISIONAL UNTIL THE CONCLUSION OF ANY JUDICIAL AND TECHNICAL MATTERS

HS Sports Timing and Results Systems - Results and Lap Times at www.theresultslive.co.uk

ACU BRITISH SUPER SCOOTER CHAMPIONSHIP

LAP TIMES - RACE 24

4	Stephen WRIGHT										
	Lap	1	2	3	4	5	6	7	8	9	10
	1	58.53	52.68	52.50	52.48	51.94	52.01	51.93	51.89	53.59	52.84
7	Warren WILKINSON										
	Lap	1	2	3	4	5	6	7	8	9	10
	1	57.89	50.96	49.87	50.05	50.93	50.89	51.89	52.13	52.48	52.07
17	Justin OFFLAND										
	Lap	1	2	3	4	5	6	7	8	9	10
	1	1:07.14	59.71	59.82	1:00.03	1:01.99	1:01.29	1:01.04	1:00.58	59.87	
25	Tom SHAW										
	Lap	1	2	3	4	5	6	7	8	9	10
	1	1:03.07	58.12	58.01	58.34	57.59	57.44	57.94	57.87	58.06	
29	Rob FIELDER										
	Lap	1	2	3	4	5	6	7	8	9	10
	1	1:04.51	58.28	58.00	57.82	57.27	57.75	58.48	57.98	57.69	
31	Drew DUNCAN										
	Lap	1	2	3	4	5	6	7	8	9	10
	1	1:03.98	56.37	56.62	56.44	56.97	56.10	56.41	56.65	57.08	56.59
41	Stuart DAY										
	Lap	1	2	3	4	5	6	7	8	9	10
	1	56.99	52.63	51.67	51.71	52.13	52.14	52.44	52.13	52.82	52.44
46	David DELANEY										
	Lap	1	2	3	4	5	6	7	8	9	10
	1	1:05.37	57.56	58.76	57.84	57.76	58.68	58.51	58.09	58.47	
52	John WOODS										
	Lap	1	2	3	4	5	6	7	8	9	10
	1	59.30	53.05	52.41	52.49	53.07	52.64	52.63	53.55	52.67	53.19
60	Justin PRICE										
	Lap	1	2	3	4	5	6	7	8	9	10
	1	58.67	52.40	52.23	52.06	52.57	53.57	52.39	52.94	52.43	52.29
63	David BRISTOW										
	Lap	1	2	3	4	5	6	7	8	9	10
	1	59.09	52.66	52.16	52.36	52.23	52.23	52.29	53.39	56.21	1:03.81
67	Danny LODER										
	Lap	1	2	3	4	5	6	7	8	9	10
	1	1:06.71	57.42	58.21	58.06	58.14	57.84	57.70	1:00.43	57.95	
74	Bob WEST										
	Lap	1	2	3	4	5	6	7	8	9	10
	1	1:07.48	59.57	59.77	58.07	58.14	57.67	57.69	57.93	57.29	

76 Pete MOLKENTHIN

Lap	1	2	3	4	5	6	7	8	9	10
1	1:07.25	56.95	56.08	56.10	55.56	57.66	56.36	57.11	55.56	54.71

86 Jason METIVIER

Lap	1	2	3	4	5	6	7	8	9	10
1	57.65	51.44	51.42	51.26	51.96	51.85	51.98	52.83	54.12	54.00

Lap Chart

ACU BRITISH SUPER SCOOTER CHAMPIONSHIP - RACE 24

Lap 1		Lap 2		Lap 3		Lap 4		Lap 5		Lap 6		Lap 7		Lap 8		Lap 9		Lap 10	
No	Time	No	Time	No	Time	No	Time	No	Time	No	Time	No	Time	No	Time	No	Time	No	Time
41	56.99	7	1:48.85	7	2:38.72	7	3:28.77	7	4:19.70	7	5:10.59	7	6:02.48	7	6:54.61	7	7:47.09	7	8:39.16
86	57.65	86	1:49.09	86	2:40.51	86	3:31.77	86	4:23.73	86	5:15.58	86	6:07.56	74	6:58.39 *1	25	7:48.38 *1	25	8:46.44 *1
7	57.89	41	1:49.62	41	2:41.29	41	3:33.00	41	4:25.13	41	5:17.27	41	6:09.71	86	7:00.39	29	7:50.09 *1	41	8:47.10
4	58.53	60	1:51.07	60	2:43.30	60	3:35.36	60	4:27.93	4	5:20.14	17	6:09.98 *1	41	7:01.84	46	7:52.57 *1	29	8:47.78 *1
60	58.67	4	1:51.21	4	2:43.71	4	3:36.19	4	4:28.13	63	5:20.73	4	6:12.07	4	7:03.96	86	7:54.51	86	8:48.51
63	59.09	63	1:51.75	63	2:43.91	63	3:36.27	63	4:28.50	60	5:21.50	63	6:13.02	63	7:06.41	67	7:54.51 *1	4	8:50.39
52	59.30	52	1:52.35	52	2:44.76	52	3:37.25	52	4:30.32	52	5:22.96	60	6:13.89	60	7:06.83	41	7:54.66	46	8:51.04 *1
25	1:03.07	31	2:00.35	31	2:56.97	31	3:53.41	31	4:50.38	31	5:46.48	52	6:15.59	52	7:09.14	74	7:56.32 *1	60	8:51.55
31	1:03.98	25	2:01.19	25	2:59.20	76	3:56.38	76	4:51.94	76	5:49.60	31	6:42.89	17	7:11.02 *1	4	7:57.55	67	8:52.46 *1
29	1:04.51	29	2:02.79	76	3:00.28	25	3:57.54	25	4:55.13	25	5:52.57	76	6:45.96	31	7:39.54	60	7:59.26	74	8:53.61 *1
46	1:05.37	46	2:02.93	29	3:00.79	29	3:58.61	29	4:55.88	29	5:53.63	25	6:50.51	76	7:43.07	52	8:01.81	52	8:55.00
67	1:06.71	67	2:04.13	46	3:01.69	46	3:59.53	46	4:57.29	46	5:55.97	29	6:52.11			63	8:02.62	63	9:06.43
17	1:07.14	76	2:04.20	67	3:02.34	67	4:00.40	67	4:58.54	67	5:56.38	67	6:54.08			17	8:11.60 *1	17	9:11.47 *1
76	1:07.25	17	2:06.85	17	3:06.67	74	4:04.89	74	5:03.03	74	6:00.70	46	6:54.48			31	8:36.62	31	9:33.21
74	1:07.48	74	2:07.05	74	3:06.82	17	4:06.70	17	5:08.69							76	8:38.63	76	9:33.34



ACU BRITISH SCOOTER STOCK CHAMPIONSHIP

RESULT - RACE 30

Pl	No	Evt	Name	Machine	Laps	Time	Behind	MPH	Best Lap on	MPH
1	63	4	David BRISTOW	Lambretta Hornet GP 210	10	8:59.01		66.79	53.15	2 67.73
2	86	4	Jason METIVIER	Lambretta GP 210	10	9:04.51	5.50	66.11	52.59	2 68.45
3	5	Pr	Justin PRICE	Lambretta GP 200	10	9:11.96	12.95	65.22	54.02	8 66.64
4	4	Pr	Graham TATTON	Lambretta GP 200	10	9:12.37	13.36	65.17	53.85	8 66.85
5	16	4	Chris GEYTON	Lambretta DL200	10	9:19.78	20.77	64.31	54.25	4 66.36
6	46	Pr	David DELANEY	Vespa 132	10	9:21.78	22.77	64.08	54.76	5 65.74
7	74	4	Bob WEST	Lambretta Taffspeed 200	10	9:25.35	26.34	63.68	55.46	5 64.91
8	76	4e	Pete MOLKENTHIN	Lambretta 200	10	9:25.55	26.54	63.65	55.11	3 65.32
9	19	10	Mark SHIRLEY	Piaggio Zip 80	10	9:28.04	29.03	63.38	55.57	6 64.78
10	78	4	Barry BRAITHWAITE	Lambretta	10	9:37.35	38.34	62.35	55.85	8 64.46
11	10	4	Drew DUNCAN	Lambretta Jet 200	10	9:41.77	42.76	61.88	56.78	3 63.40
12	23	Pr	Stephen HAMILTON	Vespa 135	10	9:43.55	44.54	61.69	57.17	10 62.97
13	29	Pr	Rob FIELDER	Vespa PX125	10	9:45.44	46.43	61.49	57.22	8 62.92
14	25	AP	Tom SHAW	Scomadi TL200	10	9:53.74	54.73	60.63	56.91	10 63.26
15	68	Pr	Shaun NICKELLS	JPS Lambretta 200	9	8:57.49	1 Lap	60.28	58.00	6 62.07
16	64	Pr	Pat WICKHAM	Lambretta GP 200	9	8:58.08	1 Lap	60.21	58.12	2 61.94
17	42	Pr	Ceri HODGETTS	Vespa 90SS	9	9:04.19	1 Lap	59.54	58.72	5 61.31
18	17	Pr	Justin OFFLAND	Lambretta GP200	9	9:04.47	1 Lap	59.51	58.80	9 61.22
19	90	4e	Andy WALKER	Lambretta GP200	9	9:39.15	1 Lap	55.94	1:01.82	2 58.23
20	67	4	Danny LODER	Vespa Hornet 144	9	9:57.09	1 Lap	54.26	1:04.86	8 55.50

Not-Classified

41	4e	Stuart DAY	Lambretta 200	9	8:31.63	DNF	63.33	55.58	6	64.77
----	----	------------	---------------	---	---------	-----	-------	-------	---	-------

Fastest Lap

86	4	Jason METIVIER	Lambretta GP 210					52.59	2	68.45
----	---	----------------	------------------	--	--	--	--	-------	---	-------

Nos 25 & 86 - Times Include 10s Penalty For JUMP START

Start Time : 14:26

Lydden Hill

23 Jun 19 14:39

Clerk of Course :

Time Issued :

Chief Timekeeper : Graham Marshall

THESE RESULTS ARE PROVISIONAL UNTIL THE CONCLUSION OF ANY JUDICIAL AND TECHNICAL MATTERS

HS Sports Timing and Results Systems - Results and Lap Times at www.theresultslive.co.uk


RACE GRID

ACU BRITISH SCOOTER STOCK CHAMPIONSHIP

RACE 9

ROW 7		68 01:04.200 Shaun NICKELLS	67 01:02.570 Danny LODER
ROW 6	17 59.770 Justin OFFLAND	42 59.710 Ceri HODGETTS	29 59.430 Rob FIELDER
ROW 5	10 58.080 Drew DUNCAN	25 58.070 Tom SHAW	90 57.880 Andy WALKER
ROW 4	64 57.750 Pat WICKHAM	23 56.900 Stephen HAMILTON	74 56.340 Bob WEST
ROW 3	16 55.950 Chris GEYTON	19 55.770 Mark SHIRLEY	76 55.220 Pete MOLKENTHIN
ROW 2	41 55.110 Stuart DAY	46 54.620 David DELANEY	4 54.590 Graham TATTON
ROW 1	5 54.240 Justin PRICE	63 53.580 David BRISTOW	86 52.030 Jason METIVIER

POLE





RESULT - RACE 30

EVENT 10

PI	No	Evt	Name	Machine	Laps	Time	MPH	Best Lap on	MPH
1	19	10	Mark SHIRLEY	Piaggio Zip 80	10	9:28.04	63.38	55.57	6 64.78

Fastest Lap

19 10 Mark SHIRLEY Piaggio Zip 80 55.57 6 64.78

Nos 25 & 86 - Times Include 10s Penalty For JUMP START

EVENT 4

PI	No	Evt	Name	Machine	Laps	Time	MPH	Best Lap on	MPH
1	63	4	David BRISTOW	Lambretta Hornet GP 210	10	8:59.01	66.79	53.15	2 67.73
2	86	4	Jason METIVIER	Lambretta GP 210	10	9:04.51	66.11	52.59	2 68.45
3	16	4	Chris GEYTON	Lambretta DL200	10	9:19.78	64.31	54.25	4 66.36
4	74	4	Bob WEST	Lambretta Taffspeed 200	10	9:25.35	63.68	55.46	5 64.91
5	78	4	Barry BRAITHWAITE	Lambretta	10	9:37.35	62.35	55.85	8 64.46
6	10	4	Drew DUNCAN	Lambretta Jet 200	10	9:41.77	61.88	56.78	3 63.40
7	67	4	Danny LODER	Vespa Hornet 144	9	9:57.09	54.26	1:04.86	8 55.50

Fastest Lap

86 4 Jason METIVIER Lambretta GP 210 52.59 2 68.45

Nos 25 & 86 - Times Include 10s Penalty For JUMP START

EVENT 4e

PI	No	Evt	Name	Machine	Laps	Time	MPH	Best Lap on	MPH
1	76	4e	Pete MOLKENTHIN	Lambretta 200	10	9:25.55	63.65	55.11	3 65.32
2	90	4e	Andy WALKER	Lambretta GP200	9	9:39.15	55.94	1:01.82	2 58.23

Not-Classified

41 4e Stuart DAY Lambretta 200 9 8:31.63 DNF 63.33 55.58 6 64.77

Fastest Lap

76 4e Pete MOLKENTHIN Lambretta 200 55.11 3 65.32

Nos 25 & 86 - Times Include 10s Penalty For JUMP START

Start Time : 14:26

Lydden Hill

23 Jun 19 14:39

Clerk of Course :

Time Issued :

Chief Timekeeper : Graham Marshall

THESE RESULTS ARE PROVISIONAL UNTIL THE CONCLUSION OF ANY JUDICIAL AND TECHNICAL MATTERS

HS Sports Timing and Results Systems - Results and Lap Times at www.theresultslive.co.uk

BRITISH HISTORIC RACING

RESULT - RACE 30

EVENT AP

PI	No	Evt	Name	Machine	Laps	Time	MPH	Best Lap on	MPH
1	25	AP	Tom SHAW	Scomadi TL200	10	9:53.74	60.63	56.91	10 63.26

Fastest Lap

25 AP Tom SHAW Scomadi TL200 56.91 10 63.26

Nos 25 & 86 - Times Include 10s Penalty For JUMP START

EVENT Pr

PI	No	Evt	Name	Machine	Laps	Time	MPH	Best Lap on	MPH
1	5	Pr	Justin PRICE	Lambretta GP 200	10	9:11.96	65.22	54.02	8 66.64
2	4	Pr	Graham TATTON	Lambretta GP 200	10	9:12.37	65.17	53.85	8 66.85
3	46	Pr	David DELANEY	Vespa 132	10	9:21.78	64.08	54.76	5 65.74
4	23	Pr	Stephen HAMILTON	Vespa 135	10	9:43.55	61.69	57.17	10 62.97
5	29	Pr	Rob FIELDER	Vespa PX125	10	9:45.44	61.49	57.22	8 62.92
6	68	Pr	Shaun NICKELLS	JPS Lambretta 200	9	8:57.49	60.28	58.00	6 62.07
7	64	Pr	Pat WICKHAM	Lambretta GP 200	9	8:58.08	60.21	58.12	2 61.94
8	42	Pr	Ceri HODGETTS	Vespa 90SS	9	9:04.19	59.54	58.72	5 61.31
9	17	Pr	Justin OFFLAND	Lambretta GP200	9	9:04.47	59.51	58.80	9 61.22

Fastest Lap

4 Pr Graham TATTON Lambretta GP 200 53.85 8 66.85

Nos 25 & 86 - Times Include 10s Penalty For JUMP START

Start Time : 14:26

Lydden Hill

23 Jun 19 14:39

Clerk of Course :

Time Issued :

Chief Timekeeper : Graham Marshall

THESE RESULTS ARE PROVISIONAL UNTIL THE CONCLUSION OF ANY JUDICIAL AND TECHNICAL MATTERS

HS Sports Timing and Results Systems - Results and Lap Times at www.theresultslive.co.uk

ACU BRITISH SCOOTER STOCK CHAMPIONSHIP

LAP TIMES - RACE 30

4 Graham TATTON

Lap	1	2	3	4	5	6	7	8	9	10
1	1:00.42	55.26	54.01	55.02	54.68	54.93	55.10	53.85	54.45	54.65

5 Justin PRICE

Lap	1	2	3	4	5	6	7	8	9	10
1	1:00.17	54.93	54.70	54.63	54.62	54.98	54.84	54.02	54.62	54.45

10 Drew DUNCAN

Lap	1	2	3	4	5	6	7	8	9	10
1	1:07.41	58.69	56.78	56.96	57.34	57.12	56.82	56.79	56.90	56.96

16 Chris GEYTON

Lap	1	2	3	4	5	6	7	8	9	10
1	1:01.23	54.99	54.61	54.25	54.35	54.46	55.98	55.65	56.26	58.00

17 Justin OFFLAND

Lap	1	2	3	4	5	6	7	8	9	10
1	1:07.97	1:00.86	59.32	1:00.50	59.09	59.26	59.21	59.46	58.80	

19 Mark SHIRLEY

Lap	1	2	3	4	5	6	7	8	9	10
1	1:01.87	56.16	56.66	57.17	55.93	55.57	55.87	56.41	55.87	56.53

23 Stephen HAMILTON

Lap	1	2	3	4	5	6	7	8	9	10
1	1:03.47	58.09	57.81	58.07	57.40	57.89	58.74	57.73	57.18	57.17

25 Tom SHAW

Lap	1	2	3	4	5	6	7	8	9	10
1	1:03.33	58.84	57.04	57.71	57.47	58.56	59.14	57.35	57.39	56.91

29 Rob FIELDER

Lap	1	2	3	4	5	6	7	8	9	10
1	1:04.66	57.73	57.40	58.23	1:00.05	57.80	57.60	57.22	57.42	57.33

41 Stuart DAY

Lap	1	2	3	4	5	6	7	8	9	10
1	1:01.47	56.28	56.56	57.67	56.58	55.58	55.76	55.98	55.75	

42 Ceri HODGETTS

Lap	1	2	3	4	5	6	7	8	9	10
1	1:07.04	1:02.32	59.49	59.13	58.72	1:00.09	59.22	59.36	58.82	

46 David DELANEY

Lap	1	2	3	4	5	6	7	8	9	10
1	1:00.11	58.38	56.15	55.55	54.76	54.77	55.75	55.58	55.58	55.15

63 David BRISTOW

Lap	1	2	3	4	5	6	7	8	9	10
1	58.05	53.15	53.71	53.19	53.42	53.77	53.28	53.27	53.39	53.78

64	Pat WICKHAM									
Lap	1	2	3	4	5	6	7	8	9	10
1	1:07.17	58.12	58.84	58.87	59.67	59.18	58.80	58.65	58.78	
67	Danny LODER									
Lap	1	2	3	4	5	6	7	8	9	10
1	1:12.34	1:05.31	1:07.56	1:05.59	1:05.28	1:05.39	1:05.58	1:04.86	1:05.18	
68	Shaun NICKELLS									
Lap	1	2	3	4	5	6	7	8	9	10
1	1:08.23	59.83	58.37	58.73	58.77	58.00	58.07	59.40	58.09	
74	Bob WEST									
Lap	1	2	3	4	5	6	7	8	9	10
1	1:02.32	56.52	56.17	55.94	55.46	55.80	55.55	55.90	56.13	55.56
76	Pete MOLKENTHIN									
Lap	1	2	3	4	5	6	7	8	9	10
1	1:03.75	57.93	55.11	55.72	55.74	55.72	55.78	55.26	55.42	55.12
78	Barry BRAITHWAITE									
Lap	1	2	3	4	5	6	7	8	9	10
1	1:04.82	57.73	57.39	57.67	58.92	56.57	56.35	55.85	55.91	56.14
86	Jason METIVIER									
Lap	1	2	3	4	5	6	7	8	9	10
1	56.73	52.59	53.11	52.77	53.17	53.36	53.43	52.82	53.09	53.44
90	Andy WALKER									
Lap	1	2	3	4	5	6	7	8	9	10
1	1:09.81	1:01.82	1:03.17	1:03.26	1:04.01	1:05.81	1:04.79	1:04.11	1:02.37	

Lap Chart

ACU BRITISH SCOOTER STOCK CHAMPIONSHIP - RACE 30

Lap 1		Lap 2		Lap 3		Lap 4		Lap 5		Lap 6		Lap 7		Lap 8		Lap 9		Lap 10	
No	Time	No	Time	No	Time	No	Time	No	Time	No	Time	No	Time	No	Time	No	Time	No	Time
86	56.73	86	1:49.32	86	2:42.43	86	3:35.20	86	4:28.37	86	5:21.73	86	6:15.16	86	7:07.98	86	8:01.07	63	8:59.01
63	58.05	63	1:51.20	63	2:44.91	63	3:38.10	67	4:30.80 *1	90	5:22.07 *1	63	6:18.57	63	7:11.84	63	8:05.23	42	9:04.19 *1
46	1:00.11	5	1:55.10	4	2:49.69	5	3:44.43	63	4:31.52	63	5:25.29	90	6:27.88 *1	5	7:22.89	42	8:05.37 *1	17	9:04.47 *1
5	1:00.17	4	1:55.68	5	2:49.80	4	3:44.71	5	4:39.05	16	5:33.89	5	6:28.87	4	7:23.27	17	8:05.67 *1	86	9:04.51
4	1:00.42	16	1:56.22	16	2:50.83	16	3:45.08	4	4:39.39	5	5:34.03	4	6:29.42	16	7:25.52	5	8:17.51	5	9:11.96
16	1:01.23	41	1:57.75	41	2:54.31	46	3:50.19	16	4:39.43	4	5:34.32	16	6:29.87	46	7:31.05	4	8:17.72	4	9:12.37
41	1:01.47	19	1:58.03	46	2:54.64	74	3:50.95	46	4:44.95	67	5:36.08 *1	46	6:35.47	90	7:32.67 *1	16	8:21.78	16	9:19.78
19	1:01.87	46	1:58.49	19	2:54.69	19	3:51.86	74	4:46.41	46	5:39.72	74	6:37.76	74	7:33.66	46	8:26.63	46	9:21.78
74	1:02.32	74	1:58.84	74	2:55.01	41	3:51.98	19	4:47.79	74	5:42.21	19	6:39.23	76	7:35.01	74	8:29.79	74	9:25.35
25	1:03.33	23	2:01.56	76	2:56.79	76	3:52.51	76	4:48.25	19	5:43.36	76	6:39.75	19	7:35.64	76	8:30.43	76	9:25.55
23	1:03.47	76	2:01.68	25	2:59.21	25	3:56.92	41	4:48.56	76	5:43.97	41	6:39.90	41	7:35.88	19	8:31.51	19	9:28.04
76	1:03.75	25	2:02.17	23	2:59.37	23	3:57.44	25	4:54.39	41	5:44.14	67	6:41.47 *1	78	7:45.30	41	8:31.63	78	9:37.35
29	1:04.66	29	2:02.39	29	2:59.79	78	3:57.61	23	4:54.84	23	5:52.73	78	6:49.45	67	7:47.05 *1	90	8:36.78 *1	90	9:39.15 *1
78	1:04.82	78	2:02.55	78	2:59.94	29	3:58.02	78	4:56.53	25	5:52.95	10	6:51.12	10	7:47.91	78	8:41.21	10	9:41.77
42	1:07.04	64	2:05.29	10	3:02.88	10	3:59.84	10	4:57.18	78	5:53.10	23	6:51.47	23	7:49.20	10	8:44.81	23	9:43.55
64	1:07.17	10	2:06.10	64	3:04.13	64	4:03.00	29	4:58.07	10	5:54.30	25	6:52.09	25	7:49.44	23	8:46.38	29	9:45.44
10	1:07.41	68	2:08.06	68	3:06.43	68	4:05.16	64	5:02.67	29	5:55.87	29	6:53.47	29	7:50.69	25	8:46.83	25	9:53.74
17	1:07.97	17	2:08.83	17	3:08.15	42	4:07.98	68	5:03.93	64	6:01.85	68	7:00.00	64	7:59.30	29	8:48.11	67	9:57.09 *1
68	1:08.23	42	2:09.36	42	3:08.85	17	4:08.65	42	5:06.70	68	6:01.93	64	7:00.65	68	7:59.40	67	8:51.91 *1		
90	1:09.81	90	2:11.63	90	3:14.80	90	4:18.06	17	5:07.74	42	6:06.79	42	7:06.01			68	8:57.49		
67	1:12.34	67	2:17.65	67	3:25.21					17	6:07.00	17	7:06.21			64	8:58.08		



ACU BRITISH SUPER SCOOTER CHAMPIONSHIP

RESULT - RACE 34

Pl	No	Evt	Name	Machine	Laps	Time	Behind	MPH	Best Lap on	MPH
1	7	6	Warren WILKINSON	Lambretta SX 250	7	6:01.35		69.74	50.05	3 71.93
2	4	6	Stephen WRIGHT	Lambretta DSC RB 250	7	6:02.55	1.20	69.51	50.87	2 70.77
3	41	6	Stuart DAY	Lambretta 240	7	6:08.09	6.74	68.46	50.65	4 71.08
4	63	6	David BRISTOW	Vespa Hornet PX 260	7	6:10.89	9.54	67.94	51.80	7 69.50
5	52	6a	John WOODS	Gilera Runner179	7	6:13.16	11.81	67.53	51.97	5 69.27
6	86	6	Jason METIVIER	Lambretta GP 250	7	6:14.13	12.78	67.36	51.19	6 70.33
7	60	6	Justin PRICE	Lambretta GP 230	7	6:15.73	14.38	67.07	52.25	3 68.90
8	47	6	Graham TATTON	Lambretta GP200	7	6:34.98	33.63	63.80	54.84	6 65.65
9	46	6	David DELANEY	Vespa 132	7	6:51.21	49.86	61.28	57.41	7 62.71
10	74	6	Bob WEST	Lambretta SRP 200	7	6:51.54	50.19	61.23	56.76	6 63.42
11	25	6	Tom SHAW	Scomadi TL200	7	6:54.73	53.38	60.76	57.72	6 62.37
<u>Not-Classified</u>										
	67	6	Danny LODER	Vespa Hornet 144	4	3:57.85	DNF	60.54	57.38	2 62.74
<u>Fastest Lap</u>										
	7	6	Warren WILKINSON	Lambretta SX 250					50.05	3 71.93

Start Time : 15:23

Lydden Hill

23 Jun 19 15:30


Clerk of Course :

Time Issued :


Chief Timekeeper : Graham Marshall

THESE RESULTS ARE PROVISIONAL UNTIL THE CONCLUSION OF ANY JUDICIAL AND TECHNICAL MATTERS

HS Sports Timing and Results Systems - Results and Lap Times at www.theresultslive.co.uk



RACE GRID




ACU BRITISH SUPER SCOOTER CHAMPIONSHIP

RACE 13, 24 & 34

ROW 6		46 01:01.900 David DELANEY	29 59.150 Rob FIELDER
ROW 5	74 58.670 Bob WEST	17 58.580 Justin OFFLAND	25 58.310 Tom SHAW
ROW 4	67 55.680 Danny LODER	16 55.350 Chris GEYTON	76 55.260 Pete MOLKENTHIN
ROW 3	27 54.320 Ian SCUTT	47 53.990 Graham TATTON	52 53.390 John WOODS
ROW 2	41 53.380 Stuart DAY	63 53.070 David BRISTOW	86 52.560 Jason METIVIER
ROW 1	7 52.390 Warren WILKINSON	4 51.870 Stephen WRIGHT	60 51.750 Justin PRICE

POLE



BRITISH HISTORIC RACING

RESULT - RACE 34

EVENT 6

PI	No	Evt	Name	Machine	Laps	Time	MPH	Best Lap on	MPH
1	7	6	Warren WILKINSON	Lambretta SX 250	7	6:01.35	69.74	50.05	3 71.93
2	4	6	Stephen WRIGHT	Lambretta DSC RB 250	7	6:02.55	69.51	50.87	2 70.77
3	41	6	Stuart DAY	Lambretta 240	7	6:08.09	68.46	50.65	4 71.08
4	63	6	David BRISTOW	Vespa Hornet PX 260	7	6:10.89	67.94	51.80	7 69.50
5	86	6	Jason METIVIER	Lambretta GP 250	7	6:14.13	67.36	51.19	6 70.33
6	60	6	Justin PRICE	Lambretta GP 230	7	6:15.73	67.07	52.25	3 68.90
7	47	6	Graham TATTON	Lambretta GP200	7	6:34.98	63.80	54.84	6 65.65
8	46	6	David DELANEY	Vespa 132	7	6:51.21	61.28	57.41	7 62.71
9	74	6	Bob WEST	Lambretta SRP 200	7	6:51.54	61.23	56.76	6 63.42
10	25	6	Tom SHAW	Scomadi TL200	7	6:54.73	60.76	57.72	6 62.37

Not-Classified

67	6		Danny LODER	Vespa Hornet 144	4	3:57.85	DNF	60.54	57.38	2 62.74
----	---	--	-------------	------------------	---	---------	-----	-------	-------	---------

Fastest Lap

7	6		Warren WILKINSON	Lambretta SX 250				50.05	3 71.93
---	---	--	------------------	------------------	--	--	--	-------	---------

EVENT 6a

PI	No	Evt	Name	Machine	Laps	Time	MPH	Best Lap on	MPH
1	52	6a	John WOODS	Gilera Runner179	7	6:13.16	67.53	51.97	5 69.27

Fastest Lap

52	6a		John WOODS	Gilera Runner179				51.97	5 69.27
----	----	--	------------	------------------	--	--	--	-------	---------

Start Time : 15:23

Lydden Hill

23 Jun 19 15:31

Clerk of Course :

Time Issued :

Chief Timekeeper : Graham Marshall

THESE RESULTS ARE PROVISIONAL UNTIL THE CONCLUSION OF ANY JUDICIAL AND TECHNICAL MATTERS

HS Sports Timing and Results Systems - Results and Lap Times at www.theresultslive.co.uk

ACU BRITISH SUPER SCOOTER CHAMPIONSHIP

LAP TIMES - RACE 34

4	Stephen WRIGHT										
	Lap	1	2	3	4	5	6	7	8	9	10
	1	55.27	50.87	51.35	51.55	51.03	51.48	51.00			
7	Warren WILKINSON										
	Lap	1	2	3	4	5	6	7	8	9	10
	1	56.70	50.88	50.05	50.91	50.84	51.16	50.81			
25	Tom SHAW										
	Lap	1	2	3	4	5	6	7	8	9	10
	1	1:04.65	58.64	58.74	57.82	58.32	57.72	58.84			
41	Stuart DAY										
	Lap	1	2	3	4	5	6	7	8	9	10
	1	55.96	51.43	51.20	50.65	54.11	52.04	52.70			
46	David DELANEY										
	Lap	1	2	3	4	5	6	7	8	9	10
	1	1:04.82	57.85	57.83	57.86	57.84	57.60	57.41			
47	Graham TATTON										
	Lap	1	2	3	4	5	6	7	8	9	10
	1	1:00.27	56.73	55.71	55.30	55.78	54.84	56.35			
52	John WOODS										
	Lap	1	2	3	4	5	6	7	8	9	10
	1	58.38	52.29	52.24	52.59	51.97	52.80	52.89			
60	Justin PRICE										
	Lap	1	2	3	4	5	6	7	8	9	10
	1	58.52	52.55	52.25	52.66	53.48	53.17	53.10			
63	David BRISTOW										
	Lap	1	2	3	4	5	6	7	8	9	10
	1	57.77	52.56	52.48	51.85	52.21	52.22	51.80			
67	Danny LODER										
	Lap	1	2	3	4	5	6	7	8	9	10
	1	1:02.69	57.38	59.77	58.01						
74	Bob WEST										
	Lap	1	2	3	4	5	6	7	8	9	10
	1	1:04.32	58.16	58.90	57.37	58.84	56.76	57.19			
86	Jason METIVIER										
	Lap	1	2	3	4	5	6	7	8	9	10
	1	55.73	1:00.70	52.07	51.33	51.47	51.19	51.64			

Lap Chart

ACU BRITISH SUPER SCOOTER CHAMPIONSHIP - RACE 34

Lap 1		Lap 2		Lap 3		Lap 4		Lap 5		Lap 6		Lap 7		Lap 8		Lap 9		Lap 10	
No	Time	No	Time	No	Time	No	Time	No	Time	No	Time	No	Time	No	Time	No	Time	No	Time
4	55.27	4	1:46.14	4	2:37.49	7	3:28.54	7	4:19.38	7	5:10.54	7	6:01.35						
86	55.73	41	1:47.39	7	2:37.63	4	3:29.04	4	4:20.07	4	5:11.55	4	6:02.55						
41	55.96	7	1:47.58	41	2:38.59	41	3:29.24	41	4:23.35	41	5:15.39	41	6:08.09						
7	56.70	63	1:50.33	63	2:42.81	63	3:34.66	63	4:26.87	63	5:19.09	63	6:10.89						
63	57.77	52	1:50.67	52	2:42.91	52	3:35.50	52	4:27.47	52	5:20.27	52	6:13.16						
52	58.38	60	1:51.07	60	2:43.32	60	3:35.98	60	4:29.46	86	5:22.49	86	6:14.13						
60	58.52	86	1:56.43	86	2:48.50	86	3:39.83	86	4:31.30	60	5:22.63	60	6:15.73						
47	1:00.27	47	1:57.00	47	2:52.71	47	3:48.01	47	4:43.79	47	5:38.63	47	6:34.98						
67	1:02.69	67	2:00.07	67	2:59.84	67	3:57.85	46	4:56.20	46	5:53.80	46	6:51.21						
74	1:04.32	74	2:02.48	46	3:00.50	46	3:58.36	74	4:57.59	74	5:54.35	74	6:51.54						
25	1:04.65	46	2:02.67	74	3:01.38	74	3:58.75	25	4:58.17	25	5:55.89	25	6:54.73						
46	1:04.82	25	2:03.29	25	3:02.03	25	3:59.85												