

# BRITISH HISTORIC RACING

## DARLEY MOOR RESULTS

Saturday 19<sup>th</sup> / Sunday 20<sup>th</sup> May  
2018

RESULTS BY



HS Sports Ltd  
Varey Road, Eaton Bank Trading Estate  
Congleton, Cheshire CW12 1UW  
Tel. +44 (0)1260 275708  
Fax +44 (0)1260 278352  
[www.hssports.co.uk](http://www.hssports.co.uk)



## ACU BRITISH SCOOTER STOCK CHAMPIONSHIP

### RESULT - TIMED PRACTICE

Pl	No	Name	Bike	Laps	Time on Lap	Behind	MPH
1	1	Darren CONNEELY	Lambretta SX 200	5	1:14.52	5	72.46
2	16	Chris GEYTON	Lambretta GP210	5	1:15.25	2 00.73	71.76
3	63	David BRISTOW	Lambretta Replay 210	8	1:15.43	5 00.91	71.59
4	3	Lee BAMBER	Lambretta GP200	8	1:19.04	6 04.52	68.32
5	150	Peter WARD	Lambretta GP200	8	1:19.42	6 04.90	67.99
6	41	Stuart DAY	Lambretta GP 200	7	1:20.13	3 05.61	67.39
7	69	Michael BONETT	Lambretta SX200	8	1:20.26	6 05.74	67.28
8	6	Stewart McKENZIE	Vespa 210	8	1:20.33	6 05.81	67.22
9	28	Stephen WRIGHT	Gilera Runner PSN 180	8	1:20.41	7 05.89	67.16
10	97	Mark COOK	Lambretta 205	7	1:20.50	3 05.98	67.08
11	47	Graham TATTON	Lambretta SX200	8	1:20.91	5 06.39	66.74
12	46	David DELANEY	Vespa 90SS 132	8	1:21.06	5 06.54	66.62
13	81	James LANCASTER	Lambretta DSC	8	1:23.34	5 08.82	64.79
14	98	Zack TINGLE	Scomadi TZ200	7	1:24.53	3 10.01	63.88
15	101	Gary PEACOCK	Scomadi 200	7	1:24.70	2 10.18	63.75
16	52	John WOODS	Scomadi TL200	7	1:24.78	6 10.26	63.69
17	74	Bob WEST	Lambretta SRP 200	7	1:25.24	5 10.72	63.35
18	11	Keith TERRY	Lambretta JB200	7	1:25.52	6 11.00	63.14
19	116	Shaun FAIRHEAD	Scomadi TL200	7	1:25.95	7 11.43	62.83
20	40	Lee GILES	Scomadi 200	7	1:29.79	2 15.27	60.14

Start Time : 11:46

Darley Moor

19 May 18 11:59

Clerk of Course:

Time Issued:

Chief Timekeeper:

THESE RESULTS ARE PROVISIONAL UNTIL THE CONCLUSION OF ANY JUDICIAL AND TECHNICAL MATTERS



## ACU BRITISH SUPER SCOOTER CHAMPIONSHIP

### RESULT - TIMED PRACTICE

Pl	No	Name	Bike	Laps	Time on Lap	Behind	MPH
1	3	Lee BAMBER	Gilera Runner 172	4	1:11.67	3	75.35
2	1	Darren CONNEELY	Lambretta GP 265	5	1:11.94	4 00.27	75.06
3	5	Warren WILKINSON	Gilera Runner 179	6	1:12.94	3 01.27	74.03
4	69	Michael BONETT	Lambretta JB Tuning Cas	3	1:13.85	3 02.18	73.12
5	41	Stuart DAY	Lambretta GP 230	8	1:13.90	6 02.23	73.07
6	63	David BRISTOW	Piaggio Hornet Zip	5	1:15.08	3 03.41	71.92
7	101	Gary PEACOCK	Scomadi 172	5	1:15.28	4 03.61	71.73
8	9	Taylor STURGESS	Lambretta SX 225	5	1:15.80	5 04.13	71.24
9	16	Chris GEYTON	Lambretta GP200	8	1:16.21	3 04.54	70.86
10	28	Stephen WRIGHT	Lambretta DSC 250	4	1:16.51	3 04.84	70.58
11	52	John WOODS	Gilera Runner 179	8	1:17.71	8 06.04	69.49
12	6	Stewart McKENZIE	Vespa 210	7	1:20.80	2 09.13	66.83
13	97	Mark COOK	Lambretta 240	3	1:23.69	3 12.02	64.52
14	81	James LANCASTER	Lambretta Franspeed	7	1:24.99	7 13.32	63.54
15	67	Danny LODER	Vespa Hornet 144	7	1:25.47	4 13.80	63.18
16	39	Doug TURNER	Lambretta SX 250	1	1:32.13	1 20.46	58.61
17	42	Cereth HOGNETS	Vespa 90SS 132	7	1:33.38	6 21.71	57.83

Start Time : 14:18

Darley Moor

19 May 18 14:32

Clerk of Course:

Time Issued:

Chief Timekeeper:

THESE RESULTS ARE PROVISIONAL UNTIL THE CONCLUSION OF ANY JUDICIAL AND TECHNICAL MATTERS



## ACU BRITISH SCOOTER STOCK CHAMPIONSHIP

### RESULT - RACE 10 - Amended

PI	No	Evt	Name	Machine	Laps	Time	Behind	MPH	Best Lap on	MPH
1	1	G4	Darren CONNEELY	Lambretta SX 200	8	10:04.96		71.41	1:14.04	2 72.93
2	16	G4	Chris GEYTON	Lambretta GP210	8	10:09.99	5.03	70.82	1:14.63	2 72.36
3	3	PR	Lee BAMBER	Lambretta GP200	8	10:48.59	43.63	66.61	1:18.42	6 68.86
4	6	PR	Stewart McKENZIE	Vespa 210	8	10:48.88	43.92	66.58	1:19.30	6 68.10
5	69	PR	Michael BONETT	Lambretta SX200	8	10:49.07	44.11	66.56	1:18.99	6 68.36
6	41	PR	Stuart DAY	Lambretta GP 200	8	10:49.54	44.58	66.51	1:19.14	6 68.23
7	28	AP	Stephen WRIGHT	Gilera Runner PSN 180	8	10:55.70	50.74	65.88	1:20.31	6 67.24
8	47	PR	Graham TATTON	Lambretta SX200	8	11:03.28	58.32	65.13	1:21.28	7 66.44
9	97	G4	Mark COOK	lambretta 205	8	11:17.75	1:12.79	63.74	1:22.31	2 65.61
10	81	PR	James LANCASTER	Lambretta DSC	8	11:32.31	1:27.35	62.40	1:24.21	2 64.13
11	52	AP	John WOODS	Scomadi TL200	7	10:06.74	1 Lap	62.30	1:24.10	7 64.21
12	98	AP	Zack TINGLE	Scomadi TZ200	7	10:08.08	1 Lap	62.16	1:24.30	7 64.06
13	46	PR	David DELANEY	Vespa 90SS 132	7	10:11.29	1 Lap	61.84	1:23.62	7 64.58
14	11	PR	Keith TERRY	Lambretta JB200	7	10:13.48	1 Lap	61.62	1:25.61	6 63.08
15	74	PR	Bob WEST	Lambretta SRP 200	7	10:14.05	1 Lap	61.56	1:25.55	2 63.12
16	101	AP	Gary PEACOCK	Scomadi 200	7	10:14.56	1 Lap	61.51	1:25.38	6 63.25
17	116	AP	Shaun FAIRHEAD	Scomadi TL200	7	10:19.41	1 Lap	61.03	1:25.85	2 62.90
18	40	AP	Lee GILES	Scomadi 200	7	10:48.22	1 Lap	58.31	1:30.46	6 59.69

#### Not-Classified

150 PR Peter WARD Lambretta GP200 2 2:48.36 DNF 64.15 1:20.46 2 67.11

#### Exclusions

63 G4 David BRISTOW Lambretta Replay 210 Fell Off And Remounted

#### Fastest Lap

1 G4 Darren CONNEELY Lambretta SX 200 1:14.04 2 72.93

Amended To Remove Rider 63

Start Time : 15:59

Darley Moor

19 May 18 16:59

Clerk of Course :

Time Issued :

Chief Timekeeper : Graham Marshall

THESE RESULTS ARE PROVISIONAL UNTIL THE CONCLUSION OF ANY JUDICIAL AND TECHNICAL MATTERS


HS Sports Timing and Results Systems - Results and Lap Times at [www.hssports.co.uk](http://www.hssports.co.uk)

# RACE GRID

## ACU BRITISH SCOOTER STOCK CHAMPIONSHIP

### RACES 10, 21 & 32

ROW 6			<b>40</b> GILES 21		<b>116</b> FAIRHEAD 20
ROW 5	<b>11</b> TERRY 19	<b>74</b> WEST 18	<b>52</b> WOODS 17	<b>101</b> PEACOCK 16	
ROW 4		<b>98</b> TINGLE 15	<b>81</b> LANCASTER 14	<b>46</b> DELANEY 12	
ROW 3	<b>47</b> TATTON 11	<b>97</b> COOK 10	<b>28</b> WRIGHT 9	<b>6</b> MCKENZIE 8	
ROW 2		<b>69</b> BONETT 7	<b>41</b> DAY 6	<b>150</b> WARD 5	
ROW 1	<b>3</b> BAMBER 4	<b>63</b> BRISTOW 3	<b>16</b> GEYTON 2	<b>1</b> CONNEELY 1	
					<b>POLE</b>





## ACU BRITISH SCOOTER STOCK CHAMPIONSHIP

### RESULT - RACE 10 - EVENT AP (Amended)

PI	No	Evt	Name	Machine	Laps	Time	MPH	Best Lap on	MPH
1	28	AP	Stephen WRIGHT	Gilera Runner PSN 180	8	10:55.70	65.88	1:20.31	6 67.24
2	52	AP	John WOODS	Scomadi TL200	7	10:06.74	62.30	1:24.10	7 64.21
3	98	AP	Zack TINGLE	Scomadi TZ200	7	10:08.08	62.16	1:24.30	7 64.06
4	101	AP	Gary PEACOCK	Scomadi 200	7	10:14.56	61.51	1:25.38	6 63.25
5	116	AP	Shaun FAIRHEAD	Scomadi TL200	7	10:19.41	61.03	1:25.85	2 62.90
6	40	AP	Lee GILES	Scomadi 200	7	10:48.22	58.31	1:30.46	6 59.69

#### Fastest Lap

28 AP Stephen WRIGHT Gilera Runner PSN 180 1:20.31 6 67.24

Amended To Remove Rider 63

Start Time : 15:59

Darley Moor

19 May 18 16:59

Clerk of Course :

Time Issued :

Chief Timekeeper : Graham Marshall

THESE RESULTS ARE PROVISIONAL UNTIL THE CONCLUSION OF ANY JUDICIAL AND TECHNICAL MATTERS

HS Sports Timing and Results Systems - Results and Lap Times at [www.hssports.co.uk](http://www.hssports.co.uk)



## ACU BRITISH SCOOTER STOCK CHAMPIONSHIP

### RESULT - RACE 10 - EVENT G4 (Amended)

PI	No	Evt	Name	Machine	Laps	Time	MPH	Best Lap on	MPH
1	1	G4	Darren CONNEELY	Lambretta SX 200	8	10:04.96	71.41	1:14.04	2 72.93
2	16	G4	Chris GEYTON	Lambretta GP210	8	10:09.99	70.82	1:14.63	2 72.36
3	97	G4	Mark COOK	lambretta 205	8	11:17.75	63.74	1:22.31	2 65.61

#### Exclusions

63 G4 David BRISTOW Lambretta Replay 210 Fell Off And Remounted

#### Fastest Lap

1 G4 Darren CONNEELY Lambretta SX 200 1:14.04 2 72.93

Amended To Remove Rider 63

Start Time : 15:59

Darley Moor

19 May 18 16:59

Clerk of Course :

Time Issued :

Chief Timekeeper : Graham Marshall

THESE RESULTS ARE PROVISIONAL UNTIL THE CONCLUSION OF ANY JUDICIAL AND TECHNICAL MATTERS

HS Sports Timing and Results Systems - Results and Lap Times at [www.hssports.co.uk](http://www.hssports.co.uk)



## ACU BRITISH SCOOTER STOCK CHAMPIONSHIP

### RESULT - RACE 10 - EVENT PR (Amended)

PI	No	Evt	Name	Machine	Laps	Time	MPH	Best Lap on	MPH
1	3	PR	Lee BAMBER	Lambretta GP200	8	10:48.59	66.61	1:18.42	6 68.86
2	6	PR	Stewart McKENZIE	Vespa 210	8	10:48.88	66.58	1:19.30	6 68.10
3	69	PR	Michael BONETT	Lambretta SX200	8	10:49.07	66.56	1:18.99	6 68.36
4	41	PR	Stuart DAY	Lambretta GP 200	8	10:49.54	66.51	1:19.14	6 68.23
5	47	PR	Graham TATTON	Lambretta SX200	8	11:03.28	65.13	1:21.28	7 66.44
6	81	PR	James LANCASTER	Lambretta DSC	8	11:32.31	62.40	1:24.21	2 64.13
7	46	PR	David DELANEY	Vespa 90SS 132	7	10:11.29	61.84	1:23.62	7 64.58
8	11	PR	Keith TERRY	Lambretta JB200	7	10:13.48	61.62	1:25.61	6 63.08
9	74	PR	Bob WEST	Lambretta SRP 200	7	10:14.05	61.56	1:25.55	2 63.12

#### Not-Classified

150	PR	Peter WARD	Lambretta GP200	2	2:48.36	DNF	64.15	1:20.46	2 67.11
-----	----	------------	-----------------	---	---------	-----	-------	---------	---------

#### Fastest Lap

3	PR	Lee BAMBER	Lambretta GP200				64.15	1:18.42	6 68.86
---	----	------------	-----------------	--	--	--	-------	---------	---------

Amended To Remove Rider 63

Start Time : 15:59

Darley Moor

19 May 18 16:59

Clerk of Course :

Time Issued :

Chief Timekeeper : Graham Marshall

THESE RESULTS ARE PROVISIONAL UNTIL THE CONCLUSION OF ANY JUDICIAL AND TECHNICAL MATTERS

HS Sports Timing and Results Systems - Results and Lap Times at [www.hssports.co.uk](http://www.hssports.co.uk)



# ACU BRITISH SCOOTER STOCK CHAMPIONSHIP

## LAP TIMES - RACE 10

<b>1</b>	<b>Darren CONNEELY</b>									
<b>Lap</b>	<b>1</b>	<b>2</b>	<b>3</b>	<b>4</b>	<b>5</b>	<b>6</b>	<b>7</b>	<b>8</b>	<b>9</b>	<b>10</b>
1	1:14.80	1:14.04	1:14.71	1:14.89	1:14.31	1:15.26	1:14.52	1:16.36		
<b>3</b>	<b>Lee BAMBER</b>									
<b>Lap</b>	<b>1</b>	<b>2</b>	<b>3</b>	<b>4</b>	<b>5</b>	<b>6</b>	<b>7</b>	<b>8</b>	<b>9</b>	<b>10</b>
1	1:21.09	1:19.92	1:22.48	1:18.93	1:19.55	1:18.42	1:21.16	1:20.79		
<b>6</b>	<b>Stewart McKENZIE</b>									
<b>Lap</b>	<b>1</b>	<b>2</b>	<b>3</b>	<b>4</b>	<b>5</b>	<b>6</b>	<b>7</b>	<b>8</b>	<b>9</b>	<b>10</b>
1	1:20.50	1:19.95	1:21.41	1:20.20	1:20.26	1:19.30	1:19.58	1:21.14		
<b>11</b>	<b>Keith TERRY</b>									
<b>Lap</b>	<b>1</b>	<b>2</b>	<b>3</b>	<b>4</b>	<b>5</b>	<b>6</b>	<b>7</b>	<b>8</b>	<b>9</b>	<b>10</b>
1	1:27.94	1:26.61	1:27.76	1:26.21	1:26.42	1:25.61	1:25.69			
<b>16</b>	<b>Chris GEYTON</b>									
<b>Lap</b>	<b>1</b>	<b>2</b>	<b>3</b>	<b>4</b>	<b>5</b>	<b>6</b>	<b>7</b>	<b>8</b>	<b>9</b>	<b>10</b>
1	1:15.71	1:14.63	1:15.96	1:15.14	1:15.31	1:15.34	1:15.07	1:16.39		
<b>28</b>	<b>Stephen WRIGHT</b>									
<b>Lap</b>	<b>1</b>	<b>2</b>	<b>3</b>	<b>4</b>	<b>5</b>	<b>6</b>	<b>7</b>	<b>8</b>	<b>9</b>	<b>10</b>
1	1:22.64	1:21.55	1:21.27	1:21.13	1:20.74	1:20.31	1:20.49	1:20.90		
<b>40</b>	<b>Lee GILES</b>									
<b>Lap</b>	<b>1</b>	<b>2</b>	<b>3</b>	<b>4</b>	<b>5</b>	<b>6</b>	<b>7</b>	<b>8</b>	<b>9</b>	<b>10</b>
1	1:32.65	1:31.29	1:32.17	1:30.91	1:30.49	1:30.46	1:32.53			
<b>41</b>	<b>Stuart DAY</b>									
<b>Lap</b>	<b>1</b>	<b>2</b>	<b>3</b>	<b>4</b>	<b>5</b>	<b>6</b>	<b>7</b>	<b>8</b>	<b>9</b>	<b>10</b>
1	1:22.25	1:19.79	1:21.18	1:19.61	1:19.66	1:19.14	1:19.67	1:21.55		
<b>46</b>	<b>David DELANEY</b>									
<b>Lap</b>	<b>1</b>	<b>2</b>	<b>3</b>	<b>4</b>	<b>5</b>	<b>6</b>	<b>7</b>	<b>8</b>	<b>9</b>	<b>10</b>
1	1:33.76	1:24.87	1:24.86	1:24.75	1:26.70	1:25.11	1:23.62			
<b>47</b>	<b>Graham TATTON</b>									
<b>Lap</b>	<b>1</b>	<b>2</b>	<b>3</b>	<b>4</b>	<b>5</b>	<b>6</b>	<b>7</b>	<b>8</b>	<b>9</b>	<b>10</b>
1	1:25.03	1:21.90	1:21.93	1:21.69	1:21.42	1:21.63	1:21.28	1:21.41		
<b>52</b>	<b>John WOODS</b>									
<b>Lap</b>	<b>1</b>	<b>2</b>	<b>3</b>	<b>4</b>	<b>5</b>	<b>6</b>	<b>7</b>	<b>8</b>	<b>9</b>	<b>10</b>
1	1:28.90	1:26.11	1:26.12	1:24.85	1:25.03	1:24.32	1:24.10			
<b>63</b>	<b>David BRISTOW</b>									
<b>Lap</b>	<b>1</b>	<b>2</b>	<b>3</b>	<b>4</b>	<b>5</b>	<b>6</b>	<b>7</b>	<b>8</b>	<b>9</b>	<b>10</b>
1	1:16.66	1:14.31	1:15.11	1:15.17	1:15.31	1:15.50	1:15.49	2:02.03		
<b>69</b>	<b>Michael BONETT</b>									
<b>Lap</b>	<b>1</b>	<b>2</b>	<b>3</b>	<b>4</b>	<b>5</b>	<b>6</b>	<b>7</b>	<b>8</b>	<b>9</b>	<b>10</b>
1	1:20.75	1:19.99	1:20.19	1:20.82	1:20.65	1:18.99	1:19.85	1:21.22		

<b>74</b>	<b>Bob WEST</b>										
	<b>Lap</b>	<b>1</b>	<b>2</b>	<b>3</b>	<b>4</b>	<b>5</b>	<b>6</b>	<b>7</b>	<b>8</b>	<b>9</b>	<b>10</b>
	1	1:30.11	1:25.55	1:26.16	1:26.29	1:26.78	1:25.62	1:25.80			
<b>81</b>	<b>James LANCASTER</b>										
	<b>Lap</b>	<b>1</b>	<b>2</b>	<b>3</b>	<b>4</b>	<b>5</b>	<b>6</b>	<b>7</b>	<b>8</b>	<b>9</b>	<b>10</b>
	1	1:25.67	1:24.21	1:25.97	1:24.99	1:25.41	1:25.16	1:26.49	1:27.55		
<b>97</b>	<b>Mark COOK</b>										
	<b>Lap</b>	<b>1</b>	<b>2</b>	<b>3</b>	<b>4</b>	<b>5</b>	<b>6</b>	<b>7</b>	<b>8</b>	<b>9</b>	<b>10</b>
	1	1:28.02	1:22.31	1:23.18	1:22.49	1:23.43	1:24.09	1:23.19	1:24.04		
<b>98</b>	<b>Zack TINGLE</b>										
	<b>Lap</b>	<b>1</b>	<b>2</b>	<b>3</b>	<b>4</b>	<b>5</b>	<b>6</b>	<b>7</b>	<b>8</b>	<b>9</b>	<b>10</b>
	1	1:28.70	1:26.06	1:25.84	1:25.34	1:25.67	1:25.34	1:24.30			
<b>101</b>	<b>Gary PEACOCK</b>										
	<b>Lap</b>	<b>1</b>	<b>2</b>	<b>3</b>	<b>4</b>	<b>5</b>	<b>6</b>	<b>7</b>	<b>8</b>	<b>9</b>	<b>10</b>
	1	1:30.66	1:25.49	1:26.91	1:25.58	1:26.96	1:25.38	1:26.18			
<b>116</b>	<b>Shaun FAIRHEAD</b>										
	<b>Lap</b>	<b>1</b>	<b>2</b>	<b>3</b>	<b>4</b>	<b>5</b>	<b>6</b>	<b>7</b>	<b>8</b>	<b>9</b>	<b>10</b>
	1	1:29.43	1:25.85	1:27.71	1:26.90	1:26.88	1:26.67	1:28.43			
<b>150</b>	<b>Peter WARD</b>										
	<b>Lap</b>	<b>1</b>	<b>2</b>	<b>3</b>	<b>4</b>	<b>5</b>	<b>6</b>	<b>7</b>	<b>8</b>	<b>9</b>	<b>10</b>
	1	1:21.55	1:20.46								

# Lap Chart

## ACU BRITISH SCOOTER STOCK CHAMPIONSHIP - RACE 10

Lap 1		Lap 2		Lap 3		Lap 4		Lap 5		Lap 6		Lap 7		Lap 8		Lap 9		Lap 10	
No	Time	No	Time	No	Time	No	Time	No	Time	No	Time	No	Time	No	Time	No	Time	No	Time
1	1:20.87	1	2:34.91	1	3:49.62	1	5:04.51	1	6:18.82	1	7:34.08	1	8:48.60	1	10:04.96				
16	1:22.15	16	2:36.78	63	3:52.50	63	5:07.67	63	6:22.98	63	7:38.48	116	8:50.98 *1	52	10:06.74 *1				
63	1:23.08	63	2:37.39	16	3:52.74	16	5:07.88	16	6:23.19	16	7:38.53	16	8:53.60	98	10:08.08 *1				
6	1:27.04	6	2:46.99	69	4:07.54	69	5:28.36	3	6:48.22	40	7:45.23 *1	63	8:53.97	16	10:09.99				
3	1:27.34	3	2:47.26	6	4:08.40	6	5:28.60	6	6:48.86	3	8:06.64	40	9:15.69 *1	46	10:11.29 *1				
69	1:27.36	69	2:47.35	3	4:09.74	3	5:28.67	69	6:49.01	69	8:08.00	6	9:27.74	11	10:13.48 *1				
150	1:27.90	150	2:48.36	41	4:09.91	41	5:29.52	41	6:49.18	6	8:08.16	3	9:27.80	74	10:14.05 *1				
41	1:28.94	41	2:48.73	28	4:12.13	28	5:33.26	28	6:54.00	41	8:08.32	69	9:27.85	101	10:14.56 *1				
28	1:29.31	28	2:50.86	47	4:15.85	47	5:37.54	47	6:58.96	47	8:14.31	41	9:27.99	116	10:19.41 *1				
47	1:32.02	47	2:53.92	97	4:20.51	97	5:43.00	97	7:06.43	47	8:20.59	28	9:34.80	40	10:48.22 *1				
81	1:32.53	81	2:56.74	81	4:22.71	81	5:47.70	81	7:13.11	97	8:30.52	47	9:41.87	3	10:48.59				
97	1:35.02	97	2:57.33	98	4:27.43	98	5:52.77	52	7:18.32	81	8:38.27	97	9:53.71	6	10:48.88				
11	1:35.18	98	3:01.59	52	4:28.44	52	5:53.29	98	7:18.44	52	8:42.64	81	10:04.76	69	10:49.07				
98	1:35.53	11	3:01.79	11	4:29.55	11	5:55.76	11	7:22.18	98	8:43.78			41	10:49.54				
52	1:36.21	52	3:02.32	74	4:29.56	74	5:55.85	46	7:22.56	46	8:47.67			28	10:55.70				
116	1:36.97	116	3:02.82	101	4:30.46	46	5:55.86	74	7:22.63	11	8:47.79			63	10:56.00				
74	1:37.85	74	3:03.40	116	4:30.53	101	5:56.04	101	7:23.00	74	8:48.25			47	11:03.28				
101	1:38.06	101	3:03.55	46	4:31.11	116	5:57.43	116	7:24.31	101	8:48.38			97	11:17.75				
40	1:40.37	46	3:06.25	40	4:43.83	40	6:14.74							81	11:32.31				
46	1:41.38	40	3:11.66																



## ACU BRITISH SUPER SCOOTER CHAMPIONSHIP

### RESULT - RACE 15

PI	No	Evt	Name	Machine	Laps	Time	Behind	MPH	Best Lap on	MPH
1	1	Op	Darren CONNEELY	Lambretta GP 265	8	9:37.23		74.84	1:10.84	3 76.23
2	5	6a	Warren WILKINSON	Gilera Runner 179	8	9:43.04	5.81	74.09	1:11.16	5 75.89
3	41	6	Stuart DAY	Lambretta GP 230	8	10:01.70	24.47	71.80	1:12.18	4 74.81
4	3	6a	Lee BAMBER	Gilera Runner 172	8	10:11.36	34.13	70.66	1:10.24	3 76.88
5	9	6	Taylor STURGESS	Lambretta SX 225	8	10:15.13	37.90	70.23	1:14.41	8 72.57
6	52	6a	John WOODS	Gilera Runner 179	8	10:25.05	47.82	69.11	1:16.06	6 71.00
7	16	6	Chris GEYTON	Lambretta GP200	8	10:25.06	47.83	69.11	1:15.66	4 71.37
8	97	6	Mark COOK	Lambretta 240	7	9:39.48	1 Lap	65.23	1:20.18	6 67.35
9	81	6	James LANCASTER	Lambretta Franspeed	7	10:04.28	1 Lap	62.55	1:24.46	7 63.94
10	42	6	Cereth HOGNETS	Vespa 90SS 132	6	9:39.51	2 Laps	55.91	1:31.32	5 59.13

#### Not-Classified

69	6		Michael BONETT	Lambretta JB Tuning Ca	6	7:23.90	DNF	72.99	1:12.18	2 74.81
101	6a		Gary PEACOCK	Scomadi 172	6	7:40.72	DNF	70.32	1:14.87	2 72.13
67	6		Danny LODER	Vespa Hornet 144	5	7:36.88	DNF	59.10	1:27.26	5 61.88
63	6		David BRISTOW	Piaggio Hornet Zip	0		Starter			

#### Fastest Lap

3	6a		Lee BAMBER	Gilera Runner 172					1:10.24	3 76.88
---	----	--	------------	-------------------	--	--	--	--	---------	---------

Start Time : 17:18

Darley Moor

19 May 18 17:30

Clerk of Course :

Time Issued :

Chief Timekeeper : Graham Marshall

THESE RESULTS ARE PROVISIONAL UNTIL THE CONCLUSION OF ANY JUDICIAL AND TECHNICAL MATTERS


HS Sports Timing and Results Systems - Results and Lap Times at [www.hssports.co.uk](http://www.hssports.co.uk)

# RACE GRID

## ACU BRITISH SUPER SCOOTER CHAMPIONSHIP

### RACES 15, 26 & 37

ROW 6		22		21		20	
ROW 5	19	<b>42</b> HOGNETS 18	<b>39</b> TURNER 17	<b>67</b> LODER 16			
ROW 4		<b>81</b> LANCASTER 15	<b>97</b> COOK 14	<b>6</b> MCKENZIE 12			
ROW 3	<b>52</b> WOODS 11	<b>28</b> WRIGHT 10	<b>16</b> GEYTON 9	<b>9</b> STURGESS 8			
ROW 2		<b>101</b> PEACOCK 7	<b>63</b> BRISTOW 6	<b>41</b> DAY 5			
ROW 1	<b>69</b> BONETT 4	<b>5</b> WILKINSON 3	<b>1</b> CONNEELY 2	<b>3</b> BAMBER 1			
							<b>POLE</b>





## ACU BRITISH SUPER SCOOTER CHAMPIONSHIP

### RESULT - RACE 15 - EVENT 6

PI	No	Evt	Name	Machine	Laps	Time	MPH	Best Lap on	MPH
1	41	6	Stuart DAY	Lambretta GP 230	8	10:01.70	71.80	1:12.18	4 74.81
2	9	6	Taylor STURGESS	Lambretta SX 225	8	10:15.13	70.23	1:14.41	8 72.57
3	16	6	Chris GEYTON	Lambretta GP200	8	10:25.06	69.11	1:15.66	4 71.37
4	97	6	Mark COOK	Lambretta 240	7	9:39.48	65.23	1:20.18	6 67.35
5	81	6	James LANCASTER	Lambretta Franspeed	7	10:04.28	62.55	1:24.46	7 63.94
6	42	6	Cereth HOGNETS	Vespa 90SS 132	6	9:39.51	55.91	1:31.32	5 59.13

#### Not-Classified

69	6	Michael BONETT	Lambretta JB Tuning Ca	6	7:23.90	DNF	72.99	1:12.18	2 74.81
67	6	Danny LODER	Vespa Hornet 144	5	7:36.88	DNF	59.10	1:27.26	5 61.88
63	6	David BRISTOW	Piaggio Hornet Zip	0		Starter			

#### Fastest Lap

41	6	Stuart DAY	Lambretta GP 230				1:12.18	4	74.81
69	6	Michael BONETT	Lambretta JB Tuning Ca				1:12.18	2	74.81

Start Time : 17:18

Darley Moor

19 May 18 17:30

Clerk of Course :

Time Issued :

Chief Timekeeper : Graham Marshall

THESE RESULTS ARE PROVISIONAL UNTIL THE CONCLUSION OF ANY JUDICIAL AND TECHNICAL MATTERS

HS Sports Timing and Results Systems - Results and Lap Times at [www.hssports.co.uk](http://www.hssports.co.uk)



## ACU BRITISH SUPER SCOOTER CHAMPIONSHIP

### RESULT - RACE 15 - EVENT 6a

PI	No	Evt	Name	Machine	Laps	Time	MPH	Best Lap on	MPH
1	5	6a	Warren WILKINSON	Gilera Runner 179	8	9:43.04	74.09	1:11.16	5 75.89
2	3	6a	Lee BAMBER	Gilera Runner 172	8	10:11.36	70.66	1:10.24	3 76.88
3	52	6a	John WOODS	Gilera Runner 179	8	10:25.05	69.11	1:16.06	6 71.00

#### Not-Classified

101	6a	Gary PEACOCK	Scomadi 172	6	7:40.72	DNF	70.32	1:14.87	2 72.13
-----	----	--------------	-------------	---	---------	-----	-------	---------	---------

#### Fastest Lap

3	6a	Lee BAMBER	Gilera Runner 172					1:10.24	3 76.88
---	----	------------	-------------------	--	--	--	--	---------	---------

Start Time : 17:18

Darley Moor

19 May 18 17:30

Clerk of Course :

Time Issued :

Chief Timekeeper : Graham Marshall

THESE RESULTS ARE PROVISIONAL UNTIL THE CONCLUSION OF ANY JUDICIAL AND TECHNICAL MATTERS

HS Sports Timing and Results Systems - Results and Lap Times at [www.hssports.co.uk](http://www.hssports.co.uk)



ACU BRITISH SUPER SCOOTER CHAMPIONSHIP

RESULT - RACE 15 - EVENT Op

Pl	No	Evt	Name	Machine	Laps	Time	MPH	Best Lap on	MPH
1	1	Op	Darren CONNEELY	Lambretta GP 265	8	9:37.23	74.84	1:10.84	3 76.23

Fastest Lap

1	Op	Darren CONNEELY	Lambretta GP 265	1:10.84	3	76.23
---	----	-----------------	------------------	---------	---	-------

Start Time : 17:18

Darley Moor

19 May 18 17:30

Clerk of Course :

Time Issued :

Chief Timekeeper : Graham Marshall

THESE RESULTS ARE PROVISIONAL UNTIL THE CONCLUSION OF ANY JUDICIAL AND TECHNICAL MATTERS

HS Sports Timing and Results Systems - Results and Lap Times at [www.hssports.co.uk](http://www.hssports.co.uk)



# ACU BRITISH SUPER SCOOTER CHAMPIONSHIP

## LAP TIMES - RACE 15

<b>1</b>	<b>Darren CONNEELY</b>									
<b>Lap</b>	<b>1</b>	<b>2</b>	<b>3</b>	<b>4</b>	<b>5</b>	<b>6</b>	<b>7</b>	<b>8</b>	<b>9</b>	<b>10</b>
1	1:11.29	1:11.25	1:10.84	1:11.62	1:11.80	1:11.03	1:11.14	1:11.94		
<b>3</b>	<b>Lee BAMBER</b>									
<b>Lap</b>	<b>1</b>	<b>2</b>	<b>3</b>	<b>4</b>	<b>5</b>	<b>6</b>	<b>7</b>	<b>8</b>	<b>9</b>	<b>10</b>
1	1:12.34	1:11.46	1:10.24	1:11.30	1:11.56	1:20.91	1:21.66	1:25.66		
<b>5</b>	<b>Warren WILKINSON</b>									
<b>Lap</b>	<b>1</b>	<b>2</b>	<b>3</b>	<b>4</b>	<b>5</b>	<b>6</b>	<b>7</b>	<b>8</b>	<b>9</b>	<b>10</b>
1	1:13.49	1:11.44	1:11.34	1:13.88	1:11.16	1:12.05	1:11.38	1:12.03		
<b>9</b>	<b>Taylor STURGESS</b>									
<b>Lap</b>	<b>1</b>	<b>2</b>	<b>3</b>	<b>4</b>	<b>5</b>	<b>6</b>	<b>7</b>	<b>8</b>	<b>9</b>	<b>10</b>
1	1:18.22	1:16.48	1:17.12	1:14.90	1:15.00	1:14.43	1:17.36	1:14.41		
<b>16</b>	<b>Chris GEYTON</b>									
<b>Lap</b>	<b>1</b>	<b>2</b>	<b>3</b>	<b>4</b>	<b>5</b>	<b>6</b>	<b>7</b>	<b>8</b>	<b>9</b>	<b>10</b>
1	1:18.79	1:17.05	1:17.13	1:15.66	1:16.39	1:16.25	1:18.66	1:17.86		
<b>41</b>	<b>Stuart DAY</b>									
<b>Lap</b>	<b>1</b>	<b>2</b>	<b>3</b>	<b>4</b>	<b>5</b>	<b>6</b>	<b>7</b>	<b>8</b>	<b>9</b>	<b>10</b>
1	1:15.19	1:12.95	1:12.33	1:12.18	1:13.08	1:12.44	1:15.50	1:21.38		
<b>42</b>	<b>Cereth HOGNETS</b>									
<b>Lap</b>	<b>1</b>	<b>2</b>	<b>3</b>	<b>4</b>	<b>5</b>	<b>6</b>	<b>7</b>	<b>8</b>	<b>9</b>	<b>10</b>
1	1:35.95	1:31.36	1:47.83	1:32.09	1:31.32	1:32.27				
<b>52</b>	<b>John WOODS</b>									
<b>Lap</b>	<b>1</b>	<b>2</b>	<b>3</b>	<b>4</b>	<b>5</b>	<b>6</b>	<b>7</b>	<b>8</b>	<b>9</b>	<b>10</b>
1	1:19.59	1:17.56	1:16.86	1:16.37	1:16.50	1:16.06	1:18.13	1:17.06		
<b>67</b>	<b>Danny LODER</b>									
<b>Lap</b>	<b>1</b>	<b>2</b>	<b>3</b>	<b>4</b>	<b>5</b>	<b>6</b>	<b>7</b>	<b>8</b>	<b>9</b>	<b>10</b>
1	1:33.80	1:27.31	1:31.52	1:27.82	1:27.26					
<b>69</b>	<b>Michael BONETT</b>									
<b>Lap</b>	<b>1</b>	<b>2</b>	<b>3</b>	<b>4</b>	<b>5</b>	<b>6</b>	<b>7</b>	<b>8</b>	<b>9</b>	<b>10</b>
1	1:14.13	1:12.18	1:13.27	1:12.64	1:12.30	1:12.90				
<b>81</b>	<b>James LANCASTER</b>									
<b>Lap</b>	<b>1</b>	<b>2</b>	<b>3</b>	<b>4</b>	<b>5</b>	<b>6</b>	<b>7</b>	<b>8</b>	<b>9</b>	<b>10</b>
1	1:25.53	1:24.47	1:24.83	1:25.52	1:25.59	1:25.90	1:24.46			
<b>97</b>	<b>Mark COOK</b>									
<b>Lap</b>	<b>1</b>	<b>2</b>	<b>3</b>	<b>4</b>	<b>5</b>	<b>6</b>	<b>7</b>	<b>8</b>	<b>9</b>	<b>10</b>
1	1:23.92	1:21.12	1:21.88	1:21.47	1:21.55	1:20.18	1:21.59			
<b>101</b>	<b>Gary PEACOCK</b>									
<b>Lap</b>	<b>1</b>	<b>2</b>	<b>3</b>	<b>4</b>	<b>5</b>	<b>6</b>	<b>7</b>	<b>8</b>	<b>9</b>	<b>10</b>
1	1:15.06	1:14.87	1:15.46	1:16.11	1:15.99	1:16.87				

# Lap Chart

## ACU BRITISH SUPER SCOOTER CHAMPIONSHIP - RACE 15

Lap 1		Lap 2		Lap 3		Lap 4		Lap 5		Lap 6		Lap 7		Lap 8		Lap 9		Lap 10	
No	Time	No	Time	No	Time	No	Time	No	Time	No	Time	No	Time	No	Time	No	Time	No	Time
1	1:17.61	1	2:28.86	1	3:39.70	1	4:51.32	1	6:03.12	1	7:14.15	1	8:25.29	1	9:37.23				
3	1:18.57	3	2:30.03	3	3:40.27	3	4:51.57	3	6:03.13	5	7:19.63	5	8:31.01	97	9:39.48	*1			
5	1:19.76	5	2:31.20	5	3:42.54	5	4:56.42	5	6:07.58	69	7:23.90	81	8:39.82	*1	42	9:39.51	*2		
69	1:20.61	69	2:32.79	69	3:46.06	69	4:58.70	67	6:09.62	*1	3	7:24.04	41	8:40.32	5	9:43.04			
101	1:21.42	41	2:34.79	41	3:47.12	41	4:59.30	69	6:11.00	41	7:24.82	3	8:45.70	41	10:01.70				
41	1:21.84	101	2:36.29	101	3:51.75	42	5:03.83	*1	41	6:12.38	67	7:36.88	*1	9	9:00.72	81	10:04.28	*1	
9	1:25.43	9	2:41.91	9	3:59.03	101	5:07.86	101	6:23.85	101	7:40.72	16	9:07.20	3	10:11.36				
16	1:26.06	16	2:43.11	16	4:00.24	9	5:13.93	9	6:28.93	9	7:43.36	52	9:07.99	9	10:15.13				
52	1:26.51	52	2:44.07	52	4:00.93	16	5:15.90	16	6:32.29	16	7:48.54			52	10:25.05				
97	1:31.69	97	2:52.81	97	4:14.69	52	5:17.30	52	6:33.80	52	7:49.86			16	10:25.06				
81	1:33.51	81	2:57.98	81	4:22.81	97	5:36.16	42	6:35.92	*1	42	8:07.24	*1						
67	1:42.97	67	3:10.28	67	4:41.80	81	5:48.33	97	6:57.71	97	8:17.89								
42	1:44.64	42	3:16.00					81	7:13.92										



## ACU BRITISH SCOOTER STOCK CHAMPIONSHIP

### RESULT - RACE 21

PI	No	Evt	Name	Machine	Laps	Time	Behind	MPH	Best Lap on	MPH
1	16	G4	Chris GEYTON	Lambretta GP210	8	10:08.74		70.97	1:14.32	7 72.66
2	1	G4	Darren CONNEELY	Lambretta SX 200	8	10:14.48	5.74	70.30	1:14.16	8 72.82
3	63	G4	David BRISTOW	Lambretta Replay 210	8	10:14.56	5.82	70.29	1:14.79	3 72.20
4	3	PR	Lee BAMBER	Lambretta GP200	8	10:44.83	36.09	66.99	1:18.07	5 69.17
5	69	PR	Michael BONETT	Lambretta SX200	8	10:47.10	38.36	66.76	1:18.79	5 68.54
6	41	PR	Stuart DAY	Lambretta GP 200	8	10:53.99	45.25	66.06	1:19.40	4 68.01
7	47	PR	Graham TATTON	Lambretta SX200	8	10:57.73	48.99	65.68	1:20.43	6 67.14
8	97	G4	Mark COOK	lambretta 205	8	10:58.24	49.50	65.63	1:20.20	5 67.33
9	28	AP	Stephen WRIGHT	Gilera Runner PSN 180	8	10:59.20	50.46	65.53	1:20.87	8 66.77
10	150	PR	Peter WARD	Lambretta GP200	8	11:16.75	1:08.01	63.83	1:21.03	7 66.64
11	46	PR	David DELANEY	Vespa 90SS 132	8	11:27.17	1:18.43	62.87	1:22.96	5 65.09
12	52	AP	John WOODS	Scomadi TL200	7	10:06.02	1 Lap	62.37	1:24.20	6 64.13
13	98	AP	Zack TINGLE	Scomadi TZ200	7	10:06.14	1 Lap	62.36	1:23.84	6 64.41
14	101	AP	Gary PEACOCK	Scomadi 200	7	10:06.91	1 Lap	62.28	1:24.08	7 64.22
15	11	PR	Keith TERRY	Lambretta JB200	7	10:12.50	1 Lap	61.71	1:24.90	5 63.60
16	74	PR	Bob WEST	Lambretta SRP 200	7	10:12.51	1 Lap	61.71	1:24.19	6 64.14
17	116	AP	Shaun FAIRHEAD	Scomadi TL200	7	10:21.84	1 Lap	60.79	1:26.63	2 62.33
18	40	AP	Lee GILES	Scomadi 200	7	10:43.78	1 Lap	58.72	1:29.64	2 60.24
<b>Not-Classified</b>										
	6	PR	Stewart McKENZIE	Vespa 210	2	2:49.94	DNF	63.55	1:21.32	2 66.40
	81	PR	James LANCASTER	Lambretta DSC	1	1:33.47	DNF	57.77		0 0.00

#### Fastest Lap

1 G4 Darren CONNEELY Lambretta SX 200 1:14.16 8 72.82

Nos 1, 150 - Times Includes 10s Penalty for JUMP START

Start Time : 11:32

Darley Moor

20 May 18 11:46

Clerk of Course :

Time Issued :

Chief Timekeeper : Graham Marshall

THESE RESULTS ARE PROVISIONAL UNTIL THE CONCLUSION OF ANY JUDICIAL AND TECHNICAL MATTERS


HS Sports Timing and Results Systems - Results and Lap Times at [www.hssports.co.uk](http://www.hssports.co.uk)

# RACE GRID

## ACU BRITISH SCOOTER STOCK CHAMPIONSHIP

### RACES 10, 21 & 32

ROW 6			<b>40</b> GILES 21		<b>116</b> FAIRHEAD 20
ROW 5	<b>11</b> TERRY 19	<b>74</b> WEST 18	<b>52</b> WOODS 17	<b>101</b> PEACOCK 16	
ROW 4		<b>98</b> TINGLE 15	<b>81</b> LANCASTER 14	<b>46</b> DELANEY 12	
ROW 3	<b>47</b> TATTON 11	<b>97</b> COOK 10	<b>28</b> WRIGHT 9	<b>6</b> MCKENZIE 8	
ROW 2		<b>69</b> BONETT 7	<b>41</b> DAY 6	<b>150</b> WARD 5	
ROW 1	<b>3</b> BAMBER 4	<b>63</b> BRISTOW 3	<b>16</b> GEYTON 2	<b>1</b> CONNEELY 1	<b>POLE</b>







## ACU BRITISH SCOOTER STOCK CHAMPIONSHIP

### RESULT - RACE 21 - EVENT G4

PI	No	Evt	Name	Machine	Laps	Time	MPH	Best Lap on	MPH
1	16	G4	Chris GEYTON	Lambretta GP210	8	10:08.74	70.97	1:14.32	7 72.66
2	1	G4	Darren CONNEELY	Lambretta SX 200	8	10:14.48	70.30	1:14.16	8 72.82
3	63	G4	David BRISTOW	Lambretta Replay 210	8	10:14.56	70.29	1:14.79	3 72.20
4	97	G4	Mark COOK	lambretta 205	8	10:58.24	65.63	1:20.20	5 67.33

#### Fastest Lap

1 G4 Darren CONNEELY Lambretta SX 200 1:14.16 8 72.82

Nos 1, 150 - Times Includes 10s Penalty for JUMP START

Start Time : 11:32

Darley Moor

20 May 18 11:46

Clerk of Course :

Time Issued :

Chief Timekeeper : Graham Marshall

THESE RESULTS ARE PROVISIONAL UNTIL THE CONCLUSION OF ANY JUDICIAL AND TECHNICAL MATTERS

HS Sports Timing and Results Systems - Results and Lap Times at [www.hssports.co.uk](http://www.hssports.co.uk)



## ACU BRITISH SCOOTER STOCK CHAMPIONSHIP

### RESULT - RACE 21 - EVENT PR

PI	No	Evt	Name	Machine	Laps	Time	MPH	Best Lap on	MPH
1	3	PR	Lee BAMBER	Lambretta GP200	8	10:44.83	66.99	1:18.07	5 69.17
2	69	PR	Michael BONETT	Lambretta SX200	8	10:47.10	66.76	1:18.79	5 68.54
3	41	PR	Stuart DAY	Lambretta GP 200	8	10:53.99	66.06	1:19.40	4 68.01
4	47	PR	Graham TATTON	Lambretta SX200	8	10:57.73	65.68	1:20.43	6 67.14
5	150	PR	Peter WARD	Lambretta GP200	8	11:16.75	63.83	1:21.03	7 66.64
6	46	PR	David DELANEY	Vespa 90SS 132	8	11:27.17	62.87	1:22.96	5 65.09
7	11	PR	Keith TERRY	Lambretta JB200	7	10:12.50	61.71	1:24.90	5 63.60
8	74	PR	Bob WEST	Lambretta SRP 200	7	10:12.51	61.71	1:24.19	6 64.14

#### Not-Classified

6	PR	Stewart McKENZIE	Vespa 210	2	2:49.94	DNF	63.55	1:21.32	2 66.40
81	PR	James LANCASTER	Lambretta DSC	1	1:33.47	DNF	57.77		0 0.00

#### Fastest Lap

3	PR	Lee BAMBER	Lambretta GP200					1:18.07	5 69.17
---	----	------------	-----------------	--	--	--	--	---------	---------

Nos 1, 150 - Times Includes 10s Penalty for JUMP START

Start Time : 11:32

Darley Moor

20 May 18 11:46

Clerk of Course :

Time Issued :

Chief Timekeeper : Graham Marshall

THESE RESULTS ARE PROVISIONAL UNTIL THE CONCLUSION OF ANY JUDICIAL AND TECHNICAL MATTERS

HS Sports Timing and Results Systems - Results and Lap Times at [www.hssports.co.uk](http://www.hssports.co.uk)

# ACU BRITISH SCOOTER STOCK CHAMPIONSHIP

## LAP TIMES - RACE 21

<b>1</b>	<b>Darren CONNEELY</b>									
<b>Lap</b>	<b>1</b>	<b>2</b>	<b>3</b>	<b>4</b>	<b>5</b>	<b>6</b>	<b>7</b>	<b>8</b>	<b>9</b>	<b>10</b>
1	1:14.87	1:14.66	1:14.45	1:14.70	1:14.68	1:15.27	1:14.57	1:14.16		
<b>3</b>	<b>Lee BAMBER</b>									
<b>Lap</b>	<b>1</b>	<b>2</b>	<b>3</b>	<b>4</b>	<b>5</b>	<b>6</b>	<b>7</b>	<b>8</b>	<b>9</b>	<b>10</b>
1	1:24.35	1:18.83	1:18.73	1:18.48	1:18.07	1:18.63	1:19.97	1:18.84		
<b>6</b>	<b>Stewart McKENZIE</b>									
<b>Lap</b>	<b>1</b>	<b>2</b>	<b>3</b>	<b>4</b>	<b>5</b>	<b>6</b>	<b>7</b>	<b>8</b>	<b>9</b>	<b>10</b>
1	1:20.99	1:21.32								
<b>11</b>	<b>Keith TERRY</b>									
<b>Lap</b>	<b>1</b>	<b>2</b>	<b>3</b>	<b>4</b>	<b>5</b>	<b>6</b>	<b>7</b>	<b>8</b>	<b>9</b>	<b>10</b>
1	1:29.27	1:26.31	1:26.00	1:25.23	1:24.90	1:26.27	1:25.98			
<b>16</b>	<b>Chris GEYTON</b>									
<b>Lap</b>	<b>1</b>	<b>2</b>	<b>3</b>	<b>4</b>	<b>5</b>	<b>6</b>	<b>7</b>	<b>8</b>	<b>9</b>	<b>10</b>
1	1:16.24	1:15.26	1:14.78	1:14.38	1:15.10	1:14.64	1:14.32	1:16.63		
<b>28</b>	<b>Stephen WRIGHT</b>									
<b>Lap</b>	<b>1</b>	<b>2</b>	<b>3</b>	<b>4</b>	<b>5</b>	<b>6</b>	<b>7</b>	<b>8</b>	<b>9</b>	<b>10</b>
1	1:23.01	1:21.76	1:21.13	1:21.41	1:21.14	1:21.00	1:21.01	1:20.87		
<b>40</b>	<b>Lee GILES</b>									
<b>Lap</b>	<b>1</b>	<b>2</b>	<b>3</b>	<b>4</b>	<b>5</b>	<b>6</b>	<b>7</b>	<b>8</b>	<b>9</b>	<b>10</b>
1	1:31.40	1:29.64	1:30.65	1:30.86	1:30.97	1:30.86	1:30.59			
<b>41</b>	<b>Stuart DAY</b>									
<b>Lap</b>	<b>1</b>	<b>2</b>	<b>3</b>	<b>4</b>	<b>5</b>	<b>6</b>	<b>7</b>	<b>8</b>	<b>9</b>	<b>10</b>
1	1:22.02	1:21.41	1:20.81	1:19.40	1:20.58	1:20.24	1:20.86	1:21.16		
<b>46</b>	<b>David DELANEY</b>									
<b>Lap</b>	<b>1</b>	<b>2</b>	<b>3</b>	<b>4</b>	<b>5</b>	<b>6</b>	<b>7</b>	<b>8</b>	<b>9</b>	<b>10</b>
1	1:29.20	1:25.42	1:25.07	1:25.12	1:22.96	1:23.83	1:23.27	1:23.76		
<b>47</b>	<b>Graham TATTON</b>									
<b>Lap</b>	<b>1</b>	<b>2</b>	<b>3</b>	<b>4</b>	<b>5</b>	<b>6</b>	<b>7</b>	<b>8</b>	<b>9</b>	<b>10</b>
1	1:22.21	1:21.26	1:22.04	1:21.60	1:20.73	1:20.43	1:20.86	1:20.99		
<b>52</b>	<b>John WOODS</b>									
<b>Lap</b>	<b>1</b>	<b>2</b>	<b>3</b>	<b>4</b>	<b>5</b>	<b>6</b>	<b>7</b>	<b>8</b>	<b>9</b>	<b>10</b>
1	1:28.83	1:25.60	1:25.13	1:25.09	1:24.52	1:24.20	1:24.51			
<b>63</b>	<b>David BRISTOW</b>									
<b>Lap</b>	<b>1</b>	<b>2</b>	<b>3</b>	<b>4</b>	<b>5</b>	<b>6</b>	<b>7</b>	<b>8</b>	<b>9</b>	<b>10</b>
1	1:16.56	1:14.96	1:14.79	1:15.21	1:15.61	1:15.53	1:17.19	1:17.74		
<b>69</b>	<b>Michael BONETT</b>									
<b>Lap</b>	<b>1</b>	<b>2</b>	<b>3</b>	<b>4</b>	<b>5</b>	<b>6</b>	<b>7</b>	<b>8</b>	<b>9</b>	<b>10</b>
1	1:21.88	1:20.94	1:20.43	1:19.40	1:18.79	1:19.50	1:19.67	1:19.12		



<b>74</b>	<b>Bob WEST</b>										
	<b>Lap</b>	<b>1</b>	<b>2</b>	<b>3</b>	<b>4</b>	<b>5</b>	<b>6</b>	<b>7</b>	<b>8</b>	<b>9</b>	<b>10</b>
	1	1:31.04	1:27.06	1:26.52	1:25.35	1:24.68	1:24.19	1:25.06			
<b>81</b>	<b>James LANCASTER</b>										
	<b>Lap</b>	<b>1</b>	<b>2</b>	<b>3</b>	<b>4</b>	<b>5</b>	<b>6</b>	<b>7</b>	<b>8</b>	<b>9</b>	<b>10</b>
	1	1:25.87									
<b>97</b>	<b>Mark COOK</b>										
	<b>Lap</b>	<b>1</b>	<b>2</b>	<b>3</b>	<b>4</b>	<b>5</b>	<b>6</b>	<b>7</b>	<b>8</b>	<b>9</b>	<b>10</b>
	1	1:21.23	1:21.67	1:21.95	1:21.87	1:20.20	1:20.65	1:21.52	1:21.74		
<b>98</b>	<b>Zack TINGLE</b>										
	<b>Lap</b>	<b>1</b>	<b>2</b>	<b>3</b>	<b>4</b>	<b>5</b>	<b>6</b>	<b>7</b>	<b>8</b>	<b>9</b>	<b>10</b>
	1	1:28.32	1:26.06	1:25.63	1:25.70	1:24.20	1:23.84	1:24.53			
<b>101</b>	<b>Gary PEACOCK</b>										
	<b>Lap</b>	<b>1</b>	<b>2</b>	<b>3</b>	<b>4</b>	<b>5</b>	<b>6</b>	<b>7</b>	<b>8</b>	<b>9</b>	<b>10</b>
	1	1:29.08	1:25.82	1:25.29	1:25.43	1:24.73	1:24.19	1:24.08			
<b>116</b>	<b>Shaun FAIRHEAD</b>										
	<b>Lap</b>	<b>1</b>	<b>2</b>	<b>3</b>	<b>4</b>	<b>5</b>	<b>6</b>	<b>7</b>	<b>8</b>	<b>9</b>	<b>10</b>
	1	1:30.57	1:26.63	1:26.75	1:27.33	1:27.53	1:27.47	1:27.08			
<b>150</b>	<b>Peter WARD</b>										
	<b>Lap</b>	<b>1</b>	<b>2</b>	<b>3</b>	<b>4</b>	<b>5</b>	<b>6</b>	<b>7</b>	<b>8</b>	<b>9</b>	<b>10</b>
	1	1:26.87	1:22.01	1:21.88	1:21.51	1:22.18	1:21.36	1:21.03	1:21.76		

# Lap Chart

## ACU BRITISH SCOOTER STOCK CHAMPIONSHIP - RACE 21

Lap 1		Lap 2		Lap 3		Lap 4		Lap 5		Lap 6		Lap 7		Lap 8		Lap 9		Lap 10	
No	Time	No	Time	No	Time	No	Time	No	Time	No	Time	No	Time	No	Time	No	Time	No	Time
1	1:21.99	1	2:36.65	1	3:51.10	1	5:05.80	1	6:20.48	1	7:35.75	1	8:50.32	16	10:08.74				
63	1:23.53	63	2:38.49	63	3:53.28	16	5:08.05	16	6:23.15	16	7:37.79	16	8:52.11	11	10:12.50	*1			
16	1:23.63	16	2:38.89	16	3:53.67	63	5:08.49	63	6:24.10	63	7:39.63	116	8:54.76	*1	74	10:12.51	*1		
6	1:28.62	6	2:49.94	69	4:10.62	3	5:29.32	3	6:47.39	40	7:42.33	*1	63	8:56.82	1	10:14.48			
97	1:28.64	69	2:50.19	3	4:10.84	69	5:30.02	69	6:48.81	3	8:06.02	40	9:13.19	*1	63	10:14.56			
69	1:29.25	97	2:50.31	41	4:11.75	41	5:31.15	41	6:51.73	69	8:08.31	3	9:25.99	116	10:21.84	*1			
41	1:29.53	41	2:50.94	97	4:12.26	97	5:34.13	97	6:54.33	41	8:11.97	69	9:27.98	40	10:43.78	*1			
47	1:29.82	47	2:51.08	47	4:13.12	47	5:34.72	47	6:55.45	97	8:14.98	41	9:32.83	3	10:44.83				
28	1:30.88	3	2:52.11	28	4:13.77	28	5:35.18	28	6:56.32	47	8:15.88	97	9:36.50	69	10:47.10				
3	1:33.28	28	2:52.64	150	4:18.91	150	5:40.42	150	7:02.60	28	8:17.32	47	9:36.74	41	10:53.99				
81	1:33.47	150	2:57.03	52	4:27.70	52	5:52.79	46	7:16.31	150	8:23.96	28	9:38.33	47	10:57.73				
150	1:35.02	98	3:02.24	98	4:27.87	46	5:53.35	52	7:17.31	46	8:40.14	150	9:44.99	97	10:58.24				
98	1:36.18	52	3:02.57	46	4:28.23	98	5:53.57	98	7:17.77	52	8:41.51	46	10:03.41	28	10:59.20				
52	1:36.97	46	3:03.16	101	4:28.48	101	5:53.91	101	7:18.64	98	8:41.61	52	10:06.02	150	11:16.75				
101	1:37.37	101	3:03.19	11	4:30.12	11	5:55.35	11	7:20.25	101	8:42.83	98	10:06.14	46	11:27.17				
46	1:37.74	11	3:04.12	116	4:32.43	74	5:58.58	74	7:23.26	11	8:46.52	101	10:06.91						
11	1:37.81	116	3:05.68	74	4:33.23	116	5:59.76	116	7:27.29	74	8:47.45								
116	1:39.05	74	3:06.71	40	4:40.50	40	6:11.36												
74	1:39.65	40	3:09.85																
40	1:40.21																		



## ACU BRITISH SUPER SCOOTER CHAMPIONSHIP

### RESULT - RACE 26

PI	No	Evt	Name	Machine	Laps	Time	Behind	MPH	Best Lap on	MPH
1	3	6a	Lee BAMBER	Gilera Runner 172	4	4:52.39		73.87	1:11.22	4 75.82
2	1	Op	Darren CONNEELY	Lambretta GP 265	4	4:53.67	1.28	73.55	1:10.97	3 76.09
3	69	6	Michael BONETT	Lambretta JB Tuning Ca	4	4:54.90	2.51	73.25	1:11.04	4 76.01
4	41	6	Stuart DAY	Lambretta GP 230	4	4:56.04	3.65	72.96	1:11.77	3 75.24
5	16	6	Chris GEYTON	Lambretta GP200	4	5:12.54	20.15	69.11	1:15.37	2 71.65
6	52	6a	John WOODS	Gilera Runner 179	4	5:22.91	30.52	66.89	1:18.21	3 69.04
7	97	6	Mark COOK	Lambretta 240	4	5:32.23	39.84	65.02	1:20.25	2 67.29
8	42	6	Cereth HOGNETS	Vespa 90SS 132	4	6:19.84	1:27.45	56.87	1:31.96	4 58.72

#### Not-Classified

5	6a	Warren WILKINSON	Gilera Runner 179	3	3:40.55	DNF	73.45	1:10.88	2 76.19
67	6	Danny LODER	Vespa Hornet 144	1	1:34.04	DNF	57.42		0 0.00
81	6	James LANCASTER	Lambretta Franspeed	0		Starter			

#### Fastest Lap

1	Op	Darren CONNEELY	Lambretta GP 265					1:10.97	3 76.09
---	----	-----------------	------------------	--	--	--	--	---------	---------

Start Time : 14:37

Darley Moor

20 May 18 14:44

Clerk of Course :

Time Issued :

Chief Timekeeper : Graham Marshall

THESE RESULTS ARE PROVISIONAL UNTIL THE CONCLUSION OF ANY JUDICIAL AND TECHNICAL MATTERS


HS Sports Timing and Results Systems - Results and Lap Times at [www.hssports.co.uk](http://www.hssports.co.uk)

# RACE GRID

## ACU BRITISH SUPER SCOOTER CHAMPIONSHIP

### RACES 15, 26 & 37

ROW 6		22		21		20	
ROW 5	19	<b>42</b> HOGNETS 18	<b>39</b> TURNER 17	<b>67</b> LODER 16			
ROW 4		<b>81</b> LANCASTER 15	<b>97</b> COOK 14	<b>6</b> MCKENZIE 12			
ROW 3	<b>52</b> WOODS 11	<b>28</b> WRIGHT 10	<b>16</b> GEYTON 9	<b>9</b> STURGESS 8			
ROW 2		<b>101</b> PEACOCK 7	<b>63</b> BRISTOW 6	<b>41</b> DAY 5			
ROW 1	<b>69</b> BONETT 4	<b>5</b> WILKINSON 3	<b>1</b> CONNEELY 2	<b>3</b> BAMBER 1			
							<b>POLE</b>





## ACU BRITISH SUPER SCOOTER CHAMPIONSHIP

### RESULT - RACE 26 - EVENT 6

PI	No	Evt	Name	Machine	Laps	Time	MPH	Best Lap on	MPH
1	69	6	Michael BONETT	Lambretta JB Tuning Ca	4	4:54.90	73.25	1:11.04	4 76.01
2	41	6	Stuart DAY	Lambretta GP 230	4	4:56.04	72.96	1:11.77	3 75.24
3	16	6	Chris GEYTON	Lambretta GP200	4	5:12.54	69.11	1:15.37	2 71.65
4	97	6	Mark COOK	Lambretta 240	4	5:32.23	65.02	1:20.25	2 67.29
5	42	6	Cereth HOGNETS	Vespa 90SS 132	4	6:19.84	56.87	1:31.96	4 58.72

#### Not-Classified

67	6	Danny LODER	Vespa Hornet 144	1	1:34.04	DNF	57.42	0	0.00
81	6	James LANCASTER	Lambretta Franspeed	0		Starter			

#### Fastest Lap

69	6	Michael BONETT	Lambretta JB Tuning Ca				1:11.04	4	76.01
----	---	----------------	------------------------	--	--	--	---------	---	-------

Start Time : 14:37

Darley Moor

20 May 18 14:45

Clerk of Course :

Time Issued :

Chief Timekeeper : Graham Marshall

THESE RESULTS ARE PROVISIONAL UNTIL THE CONCLUSION OF ANY JUDICIAL AND TECHNICAL MATTERS

HS Sports Timing and Results Systems - Results and Lap Times at [www.hssports.co.uk](http://www.hssports.co.uk)



## ACU BRITISH SUPER SCOOTER CHAMPIONSHIP

### RESULT - RACE 26 - EVENT 6a

Pl	No	Evt	Name	Machine	Laps	Time	MPH	Best Lap on	MPH
1	3	6a	Lee BAMBER	Gilera Runner 172	4	4:52.39	73.87	1:11.22	4 75.82
2	52	6a	John WOODS	Gilera Runner 179	4	5:22.91	66.89	1:18.21	3 69.04
<b><u>Not-Classified</u></b>									
	5	6a	Warren WILKINSON	Gilera Runner 179	3	3:40.55	DNF	73.45	1:10.88 2 76.19
<b><u>Fastest Lap</u></b>									
	5	6a	Warren WILKINSON	Gilera Runner 179				1:10.88	2 76.19

Start Time : 14:37

Darley Moor

20 May 18 14:45

Clerk of Course :

Time Issued :

Chief Timekeeper : Graham Marshall

THESE RESULTS ARE PROVISIONAL UNTIL THE CONCLUSION OF ANY JUDICIAL AND TECHNICAL MATTERS

HS Sports Timing and Results Systems - Results and Lap Times at [www.hssports.co.uk](http://www.hssports.co.uk)



## ACU BRITISH SUPER SCOOTER CHAMPIONSHIP

### RESULT - RACE 26 - EVENT Op

Pl	No	Evt	Name	Machine	Laps	Time	MPH	Best Lap on	MPH
1	1	Op	Darren CONNEELY	Lambretta GP 265	4	4:53.67	73.55	1:10.97	3 76.09

#### Fastest Lap

1	Op	Darren CONNEELY	Lambretta GP 265	1:10.97	3	76.09
---	----	-----------------	------------------	---------	---	-------

Start Time : 14:37

Darley Moor

20 May 18 14:45

Clerk of Course :

Time Issued :

Chief Timekeeper : Graham Marshall

THESE RESULTS ARE PROVISIONAL UNTIL THE CONCLUSION OF ANY JUDICIAL AND TECHNICAL MATTERS

HS Sports Timing and Results Systems - Results and Lap Times at [www.hssports.co.uk](http://www.hssports.co.uk)

# ACU BRITISH SUPER SCOOTER CHAMPIONSHIP

## LAP TIMES - RACE 26

<b>1</b>	<b>Darren CONNEELY</b>										
	<b>Lap</b>	<b>1</b>	<b>2</b>	<b>3</b>	<b>4</b>	<b>5</b>	<b>6</b>	<b>7</b>	<b>8</b>	<b>9</b>	<b>10</b>
	1	1:12.38	1:12.57	1:10.97	1:11.44						
<b>3</b>	<b>Lee BAMBER</b>										
	<b>Lap</b>	<b>1</b>	<b>2</b>	<b>3</b>	<b>4</b>	<b>5</b>	<b>6</b>	<b>7</b>	<b>8</b>	<b>9</b>	<b>10</b>
	1	1:11.44	1:11.57	1:11.95	1:11.22						
<b>5</b>	<b>Warren WILKINSON</b>										
	<b>Lap</b>	<b>1</b>	<b>2</b>	<b>3</b>	<b>4</b>	<b>5</b>	<b>6</b>	<b>7</b>	<b>8</b>	<b>9</b>	<b>10</b>
	1	1:12.43	1:10.88	1:11.13							
<b>16</b>	<b>Chris GEYTON</b>										
	<b>Lap</b>	<b>1</b>	<b>2</b>	<b>3</b>	<b>4</b>	<b>5</b>	<b>6</b>	<b>7</b>	<b>8</b>	<b>9</b>	<b>10</b>
	1	1:16.16	1:15.37	1:16.59	1:17.32						
<b>41</b>	<b>Stuart DAY</b>										
	<b>Lap</b>	<b>1</b>	<b>2</b>	<b>3</b>	<b>4</b>	<b>5</b>	<b>6</b>	<b>7</b>	<b>8</b>	<b>9</b>	<b>10</b>
	1	1:12.97	1:12.38	1:11.77	1:12.46						
<b>42</b>	<b>Cereth HOGNETS</b>										
	<b>Lap</b>	<b>1</b>	<b>2</b>	<b>3</b>	<b>4</b>	<b>5</b>	<b>6</b>	<b>7</b>	<b>8</b>	<b>9</b>	<b>10</b>
	1	1:32.09	1:34.17	1:33.38	1:31.96						
<b>52</b>	<b>John WOODS</b>										
	<b>Lap</b>	<b>1</b>	<b>2</b>	<b>3</b>	<b>4</b>	<b>5</b>	<b>6</b>	<b>7</b>	<b>8</b>	<b>9</b>	<b>10</b>
	1	1:19.48	1:18.59	1:18.21	1:20.04						
<b>67</b>	<b>Danny LODER</b>										
	<b>Lap</b>	<b>1</b>	<b>2</b>	<b>3</b>	<b>4</b>	<b>5</b>	<b>6</b>	<b>7</b>	<b>8</b>	<b>9</b>	<b>10</b>
	1	1:25.07									
<b>69</b>	<b>Michael BONETT</b>										
	<b>Lap</b>	<b>1</b>	<b>2</b>	<b>3</b>	<b>4</b>	<b>5</b>	<b>6</b>	<b>7</b>	<b>8</b>	<b>9</b>	<b>10</b>
	1	1:13.38	1:11.94	1:11.96	1:11.04						
<b>97</b>	<b>Mark COOK</b>										
	<b>Lap</b>	<b>1</b>	<b>2</b>	<b>3</b>	<b>4</b>	<b>5</b>	<b>6</b>	<b>7</b>	<b>8</b>	<b>9</b>	<b>10</b>
	1	1:21.36	1:20.25	1:21.40	1:21.87						



# Lap Chart

## ACU BRITISH SUPER SCOOTER CHAMPIONSHIP - RACE 26

Lap 1		Lap 2		Lap 3		Lap 4		Lap 5		Lap 6		Lap 7		Lap 8		Lap 9		Lap 10	
No	Time	No	Time	No	Time	No	Time	No	Time	No	Time	No	Time	No	Time	No	Time	No	Time
3	1:17.65	3	2:29.22	5	3:40.55	3	4:52.39												
5	1:18.54	5	2:29.42	3	3:41.17	1	4:53.67												
1	1:18.69	1	2:31.26	1	3:42.23	69	4:54.90												
41	1:19.43	41	2:31.81	41	3:43.58	41	4:56.04												
69	1:19.96	69	2:31.90	69	3:43.86	16	5:12.54												
16	1:23.26	16	2:38.63	16	3:55.22	52	5:22.91												
52	1:26.07	52	2:44.66	52	4:02.87	97	5:32.23												
97	1:28.71	97	2:48.96	97	4:10.36	42	6:19.84												
67	1:34.04	42	3:14.50	42	4:47.88														
42	1:40.33																		



## ACU BRITISH SCOOTER STOCK CHAMPIONSHIP

### RESULT - RACE 32

PI	No	Evt	Name	Machine	Laps	Time	Behind	MPH	Best Lap on	MPH
1	16	G4	Chris GEYTON	Lambretta GP210	4	5:10.87		69.48	1:15.42	2 71.60
2	69	PR	Michael BONETT	Lambretta SX200	4	5:29.35	18.48	65.58	1:19.32	4 68.08
3	3	PR	Lee BAMBER	Lambretta GP200	4	5:30.79	19.92	65.30	1:19.38	3 68.03
4	47	PR	Graham TATTON	Lambretta SX200	4	5:31.96	21.09	65.07	1:20.47	3 67.11
5	28	AP	Stephen WRIGHT	Gilera Runner PSN 180	4	5:32.61	21.74	64.94	1:20.66	3 66.95
6	41	PR	Stuart DAY	Lambretta GP 200	4	5:33.06	22.19	64.85	1:19.82	4 67.65
7	150	PR	Peter WARD	Lambretta GP200	4	5:34.97	24.10	64.48	1:21.05	2 66.63
8	97	G4	Mark COOK	lambretta 205	4	5:40.40	29.53	63.45	1:21.50	2 66.26
9	46	PR	David DELANEY	Vespa 90SS 132	4	5:43.80	32.93	62.83	1:22.38	3 65.55
10	11	PR	Keith TERRY	Lambretta JB200	4	5:49.95	39.08	61.72	1:24.66	3 63.78
11	98	AP	Zack TINGLE	Scomadi TZ200	4	5:50.13	39.26	61.69	1:24.66	4 63.78
12	81	PR	James LANCASTER	Lambretta DSC	4	5:50.81	39.94	61.57	1:24.02	3 64.27
13	52	AP	John WOODS	Scomadi TL200	4	5:51.35	40.48	61.48	1:24.19	2 64.14
14	74	PR	Bob WEST	Lambretta SRP 200	4	5:52.69	41.82	61.24	1:24.60	3 63.83
15	116	AP	Shaun FAIRHEAD	Scomadi TL200	4	6:01.20	50.33	59.80	1:27.40	3 61.78
16	40	AP	Lee GILES	Scomadi 200	4	6:12.01	1:01.14	58.06	1:29.75	2 60.17
<u>Not-Classified</u>										
	63	G4	David BRISTOW	Lambretta Replay 210	2	2:39.44	DNF	67.74	1:16.18	2 70.88
<u>Fastest Lap</u>										
	16	G4	Chris GEYTON	Lambretta GP210					1:15.42	2 71.60

Start Time : 15:55

Darley Moor

20 May 18 16:02

Clerk of Course :

Time Issued :

Chief Timekeeper : Graham Marshall

THESE RESULTS ARE PROVISIONAL UNTIL THE CONCLUSION OF ANY JUDICIAL AND TECHNICAL MATTERS


HS Sports Timing and Results Systems - Results and Lap Times at [www.hssports.co.uk](http://www.hssports.co.uk)

# RACE GRID

## ACU BRITISH SCOOTER STOCK CHAMPIONSHIP

### RACES 10, 21 & 32

ROW 6			<b>40</b> GILES 21		<b>116</b> FAIRHEAD 20
ROW 5	<b>11</b> TERRY 19	<b>74</b> WEST 18	<b>52</b> WOODS 17	<b>101</b> PEACOCK 16	
ROW 4		<b>98</b> TINGLE 15	<b>81</b> LANCASTER 14	<b>46</b> DELANEY 12	
ROW 3	<b>47</b> TATTON 11	<b>97</b> COOK 10	<b>28</b> WRIGHT 9	<b>6</b> MCKENZIE 8	
ROW 2		<b>69</b> BONETT 7	<b>41</b> DAY 6	<b>150</b> WARD 5	
ROW 1	<b>3</b> BAMBER 4	<b>63</b> BRISTOW 3	<b>16</b> GEYTON 2	<b>1</b> CONNEELY 1	<b>POLE</b>





## ACU BRITISH SCOOTER STOCK CHAMPIONSHIP

### RESULT - RACE 32 - EVENT AP

PI	No	Evt	Name	Machine	Laps	Time	MPH	Best Lap on	MPH
1	28	AP	Stephen WRIGHT	Gilera Runner PSN 180	4	5:32.61	64.94	1:20.66	3 66.95
2	98	AP	Zack TINGLE	Scomadi TZ200	4	5:50.13	61.69	1:24.66	4 63.78
3	52	AP	John WOODS	Scomadi TL200	4	5:51.35	61.48	1:24.19	2 64.14
4	116	AP	Shaun FAIRHEAD	Scomadi TL200	4	6:01.20	59.80	1:27.40	3 61.78
5	40	AP	Lee GILES	Scomadi 200	4	6:12.01	58.06	1:29.75	2 60.17

#### Fastest Lap

28 AP Stephen WRIGHT                      Gilera Runner PSN 180    1:20.66      3      66.95

Start Time : 15:55

Darley Moor

20 May 18 16:02

Clerk of Course :

Time Issued :

Chief Timekeeper : Graham Marshall

THESE RESULTS ARE PROVISIONAL UNTIL THE CONCLUSION OF ANY JUDICIAL AND TECHNICAL MATTERS

HS Sports Timing and Results Systems - Results and Lap Times at [www.hssports.co.uk](http://www.hssports.co.uk)



## ACU BRITISH SCOOTER STOCK CHAMPIONSHIP

### RESULT - RACE 32 - EVENT G4

Pl	No	Evt	Name	Machine	Laps	Time	MPH	Best Lap on	MPH
1	16	G4	Chris GEYTON	Lambretta GP210	4	5:10.87	69.48	1:15.42	2 71.60
2	97	G4	Mark COOK	lambretta 205	4	5:40.40	63.45	1:21.50	2 66.26
<b><u>Not-Classified</u></b>									
	63	G4	David BRISTOW	Lambretta Replay 210	2	2:39.44	DNF	67.74	1:16.18 2 70.88
<b><u>Fastest Lap</u></b>									
	16	G4	Chris GEYTON	Lambretta GP210				1:15.42	2 71.60

Start Time : 15:55

Darley Moor

20 May 18 16:02

Clerk of Course :

Time Issued :

Chief Timekeeper : Graham Marshall

THESE RESULTS ARE PROVISIONAL UNTIL THE CONCLUSION OF ANY JUDICIAL AND TECHNICAL MATTERS

HS Sports Timing and Results Systems - Results and Lap Times at [www.hssports.co.uk](http://www.hssports.co.uk)



## ACU BRITISH SCOOTER STOCK CHAMPIONSHIP

### RESULT - RACE 32 - EVENT PR

PI	No	Evt	Name	Machine	Laps	Time	MPH	Best Lap on	MPH
1	69	PR	Michael BONETT	Lambretta SX200	4	5:29.35	65.58	1:19.32	4 68.08
2	3	PR	Lee BAMBER	Lambretta GP200	4	5:30.79	65.30	1:19.38	3 68.03
3	47	PR	Graham TATTON	Lambretta SX200	4	5:31.96	65.07	1:20.47	3 67.11
4	41	PR	Stuart DAY	Lambretta GP 200	4	5:33.06	64.85	1:19.82	4 67.65
5	150	PR	Peter WARD	Lambretta GP200	4	5:34.97	64.48	1:21.05	2 66.63
6	46	PR	David DELANEY	Vespa 90SS 132	4	5:43.80	62.83	1:22.38	3 65.55
7	11	PR	Keith TERRY	Lambretta JB200	4	5:49.95	61.72	1:24.66	3 63.78
8	81	PR	James LANCASTER	Lambretta DSC	4	5:50.81	61.57	1:24.02	3 64.27
9	74	PR	Bob WEST	Lambretta SRP 200	4	5:52.69	61.24	1:24.60	3 63.83

#### Fastest Lap

69 PR Michael BONETT Lambretta SX200 1:19.32 4 68.08

Start Time : 15:55

Darley Moor

20 May 18 16:02

Clerk of Course :

Time Issued :

Chief Timekeeper : Graham Marshall

THESE RESULTS ARE PROVISIONAL UNTIL THE CONCLUSION OF ANY JUDICIAL AND TECHNICAL MATTERS

HS Sports Timing and Results Systems - Results and Lap Times at [www.hssports.co.uk](http://www.hssports.co.uk)

# ACU BRITISH SCOOTER STOCK CHAMPIONSHIP

## LAP TIMES - RACE 32

<b>3</b>	<b>Lee BAMBER</b>										
	<b>Lap</b>	<b>1</b>	<b>2</b>	<b>3</b>	<b>4</b>	<b>5</b>	<b>6</b>	<b>7</b>	<b>8</b>	<b>9</b>	<b>10</b>
	1	1:22.03	1:20.28	1:19.38	1:21.48						
<b>11</b>	<b>Keith TERRY</b>										
	<b>Lap</b>	<b>1</b>	<b>2</b>	<b>3</b>	<b>4</b>	<b>5</b>	<b>6</b>	<b>7</b>	<b>8</b>	<b>9</b>	<b>10</b>
	1	1:26.12	1:25.08	1:24.66	1:26.22						
<b>16</b>	<b>Chris GEYTON</b>										
	<b>Lap</b>	<b>1</b>	<b>2</b>	<b>3</b>	<b>4</b>	<b>5</b>	<b>6</b>	<b>7</b>	<b>8</b>	<b>9</b>	<b>10</b>
	1	1:15.99	1:15.42	1:15.61	1:16.47						
<b>28</b>	<b>Stephen WRIGHT</b>										
	<b>Lap</b>	<b>1</b>	<b>2</b>	<b>3</b>	<b>4</b>	<b>5</b>	<b>6</b>	<b>7</b>	<b>8</b>	<b>9</b>	<b>10</b>
	1	1:21.46	1:22.39	1:20.66	1:20.66						
<b>40</b>	<b>Lee GILES</b>										
	<b>Lap</b>	<b>1</b>	<b>2</b>	<b>3</b>	<b>4</b>	<b>5</b>	<b>6</b>	<b>7</b>	<b>8</b>	<b>9</b>	<b>10</b>
	1	1:32.12	1:29.75	1:30.22	1:31.21						
<b>41</b>	<b>Stuart DAY</b>										
	<b>Lap</b>	<b>1</b>	<b>2</b>	<b>3</b>	<b>4</b>	<b>5</b>	<b>6</b>	<b>7</b>	<b>8</b>	<b>9</b>	<b>10</b>
	1	1:24.98	1:20.23	1:20.04	1:19.82						
<b>46</b>	<b>David DELANEY</b>										
	<b>Lap</b>	<b>1</b>	<b>2</b>	<b>3</b>	<b>4</b>	<b>5</b>	<b>6</b>	<b>7</b>	<b>8</b>	<b>9</b>	<b>10</b>
	1	1:27.96	1:22.85	1:22.38	1:22.58						
<b>47</b>	<b>Graham TATTON</b>										
	<b>Lap</b>	<b>1</b>	<b>2</b>	<b>3</b>	<b>4</b>	<b>5</b>	<b>6</b>	<b>7</b>	<b>8</b>	<b>9</b>	<b>10</b>
	1	1:21.50	1:21.62	1:20.47	1:20.62						
<b>52</b>	<b>John WOODS</b>										
	<b>Lap</b>	<b>1</b>	<b>2</b>	<b>3</b>	<b>4</b>	<b>5</b>	<b>6</b>	<b>7</b>	<b>8</b>	<b>9</b>	<b>10</b>
	1	1:28.22	1:24.19	1:25.64	1:24.90						
<b>63</b>	<b>David BRISTOW</b>										
	<b>Lap</b>	<b>1</b>	<b>2</b>	<b>3</b>	<b>4</b>	<b>5</b>	<b>6</b>	<b>7</b>	<b>8</b>	<b>9</b>	<b>10</b>
	1	1:16.14	1:16.18								
<b>69</b>	<b>Michael BONETT</b>										
	<b>Lap</b>	<b>1</b>	<b>2</b>	<b>3</b>	<b>4</b>	<b>5</b>	<b>6</b>	<b>7</b>	<b>8</b>	<b>9</b>	<b>10</b>
	1	1:21.42	1:21.02	1:20.08	1:19.32						
<b>74</b>	<b>Bob WEST</b>										
	<b>Lap</b>	<b>1</b>	<b>2</b>	<b>3</b>	<b>4</b>	<b>5</b>	<b>6</b>	<b>7</b>	<b>8</b>	<b>9</b>	<b>10</b>
	1	1:29.30	1:25.32	1:24.60	1:24.65						
<b>81</b>	<b>James LANCASTER</b>										
	<b>Lap</b>	<b>1</b>	<b>2</b>	<b>3</b>	<b>4</b>	<b>5</b>	<b>6</b>	<b>7</b>	<b>8</b>	<b>9</b>	<b>10</b>
	1	1:29.63	1:24.18	1:24.02	1:24.78						

---

<b>97</b>	<b>Mark COOK</b>										
	<b>Lap</b>	<b>1</b>	<b>2</b>	<b>3</b>	<b>4</b>	<b>5</b>	<b>6</b>	<b>7</b>	<b>8</b>	<b>9</b>	<b>10</b>
	1	1:24.90	1:21.50	1:22.90	1:23.51						

---

<b>98</b>	<b>Zack TINGLE</b>										
	<b>Lap</b>	<b>1</b>	<b>2</b>	<b>3</b>	<b>4</b>	<b>5</b>	<b>6</b>	<b>7</b>	<b>8</b>	<b>9</b>	<b>10</b>
	1	1:27.69	1:24.72	1:25.11	1:24.66						

---

<b>116</b>	<b>Shaun FAIRHEAD</b>										
	<b>Lap</b>	<b>1</b>	<b>2</b>	<b>3</b>	<b>4</b>	<b>5</b>	<b>6</b>	<b>7</b>	<b>8</b>	<b>9</b>	<b>10</b>
	1	1:30.03	1:27.62	1:27.40	1:27.79						

---

<b>150</b>	<b>Peter WARD</b>										
	<b>Lap</b>	<b>1</b>	<b>2</b>	<b>3</b>	<b>4</b>	<b>5</b>	<b>6</b>	<b>7</b>	<b>8</b>	<b>9</b>	<b>10</b>
	1	1:23.75	1:21.05	1:21.05	1:21.18						

---



# Lap Chart

## ACU BRITISH SCOOTER STOCK CHAMPIONSHIP - RACE 32

Lap 1		Lap 2		Lap 3		Lap 4		Lap 5		Lap 6		Lap 7		Lap 8		Lap 9		Lap 10	
No	Time	No	Time	No	Time	No	Time	No	Time	No	Time	No	Time	No	Time	No	Time	No	Time
63	1:23.26	16	2:38.79	16	3:54.40	16	5:10.87												
16	1:23.37	63	2:39.44	3	4:09.31	69	5:29.35												
28	1:28.90	3	2:49.93	69	4:10.03	3	5:30.79												
69	1:28.93	69	2:49.95	47	4:11.34	47	5:31.96												
47	1:29.25	47	2:50.87	28	4:11.95	28	5:32.61												
3	1:29.65	28	2:51.29	41	4:13.24	41	5:33.06												
150	1:31.69	150	2:52.74	150	4:13.79	150	5:34.97												
97	1:32.49	41	2:53.20	97	4:16.89	97	5:40.40												
41	1:32.97	97	2:53.99	46	4:21.22	46	5:43.80												
11	1:33.99	46	2:58.84	11	4:23.73	11	5:49.95												
98	1:35.64	11	2:59.07	98	4:25.47	98	5:50.13												
46	1:35.99	98	3:00.36	81	4:26.03	81	5:50.81												
52	1:36.62	52	3:00.81	52	4:26.45	52	5:51.35												
81	1:37.83	81	3:02.01	74	4:28.04	74	5:52.69												
74	1:38.12	74	3:03.44	116	4:33.41	116	6:01.20												
116	1:38.39	116	3:06.01	40	4:40.80	40	6:12.01												
40	1:40.83	40	3:10.58																



## ACU BRITISH SUPER SCOOTER CHAMPIONSHIP

### RESULT - RACE 37

PI	No	Evt	Name	Machine	Laps	Time	Behind	MPH	Best Lap on	MPH
1	3	6a	Lee BAMBER	Gilera Runner 172	4	4:50.20		74.43	1:10.58	4 76.51
2	1	Op	Darren CONNEELY	Lambretta GP 265	4	4:50.37	0.17	74.39	1:10.33	4 76.78
3	5	6a	Warren WILKINSON	Gilera Runner 179	4	4:50.99	0.79	74.23	1:10.84	2 76.23
4	69	6	Michael BONETT	Lambretta JB Tuning Ca	4	4:55.34	5.14	73.14	1:11.12	2 75.93
5	41	6	Stuart DAY	Lambretta GP 230	4	5:03.73	13.53	71.12	1:13.24	2 73.73
6	16	6	Chris GEYTON	Lambretta GP200	4	5:12.24	22.04	69.18	1:15.59	2 71.44
7	52	6a	John WOODS	Gilera Runner 179	4	5:20.05	29.85	67.49	1:17.20	2 69.95
8	97	6	Mark COOK	Lambretta 240	4	5:34.03	43.83	64.66	1:21.01	2 66.66
9	67	6	Danny LODER	Vespa Hornet 144	4	5:50.35	1:00.15	61.65	1:25.02	2 63.51
10	42	6	Cereth HOGNETS	Vespa 90SS 132	4	6:23.98	1:33.78	56.25	1:32.45	3 58.41
<b>Not-Classified</b>										
	9	6	Taylor STURGESS	Lambretta SX 225	1	1:25.99	DNF	62.80		0 0.00
	28	6	Stephen WRIGHT	Lambretta DSC 250	0		Starter			
<b>Fastest Lap</b>										
	1	Op	Darren CONNEELY	Lambretta GP 265					1:10.33	4 76.78

Start Time : 16:48

Darley Moor

20 May 18 16:55

Clerk of Course :

Time Issued :

Chief Timekeeper : Graham Marshall

THESE RESULTS ARE PROVISIONAL UNTIL THE CONCLUSION OF ANY JUDICIAL AND TECHNICAL MATTERS


HS Sports Timing and Results Systems - Results and Lap Times at [www.hssports.co.uk](http://www.hssports.co.uk)

# RACE GRID

## ACU BRITISH SUPER SCOOTER CHAMPIONSHIP

### RACES 15, 26 & 37

ROW 6		22		21		20	
ROW 5	19	<b>42</b> HOGNETS 18	<b>39</b> TURNER 17	<b>67</b> LODER 16			
ROW 4		<b>81</b> LANCASTER 15	<b>97</b> COOK 14	<b>6</b> MCKENZIE 12			
ROW 3	<b>52</b> WOODS 11	<b>28</b> WRIGHT 10	<b>16</b> GEYTON 9	<b>9</b> STURGESS 8			
ROW 2		<b>101</b> PEACOCK 7	<b>63</b> BRISTOW 6	<b>41</b> DAY 5			
ROW 1	<b>69</b> BONETT 4	<b>5</b> WILKINSON 3	<b>1</b> CONNEELY 2	<b>3</b> BAMBER 1			
							<b>POLE</b>





## ACU BRITISH SUPER SCOOTER CHAMPIONSHIP

### RESULT - RACE 37 - EVENT 6

PI	No	Evt	Name	Machine	Laps	Time	MPH	Best Lap on	MPH
1	69	6	Michael BONETT	Lambretta JB Tuning Ca	4	4:55.34	73.14	1:11.12	2 75.93
2	41	6	Stuart DAY	Lambretta GP 230	4	5:03.73	71.12	1:13.24	2 73.73
3	16	6	Chris GEYTON	Lambretta GP200	4	5:12.24	69.18	1:15.59	2 71.44
4	97	6	Mark COOK	Lambretta 240	4	5:34.03	64.66	1:21.01	2 66.66
5	67	6	Danny LODER	Vespa Hornet 144	4	5:50.35	61.65	1:25.02	2 63.51
6	42	6	Cereth HOGNETS	Vespa 90SS 132	4	6:23.98	56.25	1:32.45	3 58.41

#### Not-Classified

9	6	Taylor STURGESS	Lambretta SX 225	1	1:25.99	DNF	62.80	0	0.00
28	6	Stephen WRIGHT	Lambretta DSC 250	0		Starter			

#### Fastest Lap

69	6	Michael BONETT	Lambretta JB Tuning Ca				1:11.12	2	75.93
----	---	----------------	------------------------	--	--	--	---------	---	-------

Start Time : 16:48

Darley Moor

20 May 18 16:56

Clerk of Course :

Time Issued :

Chief Timekeeper : Graham Marshall

THESE RESULTS ARE PROVISIONAL UNTIL THE CONCLUSION OF ANY JUDICIAL AND TECHNICAL MATTERS

HS Sports Timing and Results Systems - Results and Lap Times at [www.hssports.co.uk](http://www.hssports.co.uk)



## ACU BRITISH SUPER SCOOTER CHAMPIONSHIP

### RESULT - RACE 37 - EVENT 6a

PI	No	Evt	Name	Machine	Laps	Time	MPH	Best Lap on	MPH
1	3	6a	Lee BAMBER	Gilera Runner 172	4	4:50.20	74.43	1:10.58	4 76.51
2	5	6a	Warren WILKINSON	Gilera Runner 179	4	4:50.99	74.23	1:10.84	2 76.23
3	52	6a	John WOODS	Gilera Runner 179	4	5:20.05	67.49	1:17.20	2 69.95

#### Fastest Lap

3 6a Lee BAMBER Gilera Runner 172 1:10.58 4 76.51

Start Time : 16:48

Darley Moor

20 May 18 16:56

Clerk of Course :

Time Issued :

Chief Timekeeper : Graham Marshall

THESE RESULTS ARE PROVISIONAL UNTIL THE CONCLUSION OF ANY JUDICIAL AND TECHNICAL MATTERS

HS Sports Timing and Results Systems - Results and Lap Times at [www.hssports.co.uk](http://www.hssports.co.uk)



## ACU BRITISH SUPER SCOOTER CHAMPIONSHIP

### RESULT - RACE 37 - EVENT Op

Pl	No	Evt	Name	Machine	Laps	Time	MPH	Best Lap on	MPH
1	1	Op	Darren CONNEELY	Lambretta GP 265	4	4:50.37	74.39	1:10.33	4 76.78

#### Fastest Lap

1	Op	Darren CONNEELY	Lambretta GP 265	1:10.33	4	76.78
---	----	-----------------	------------------	---------	---	-------

Start Time : 16:48

Darley Moor

20 May 18 16:56

Clerk of Course :

Time Issued :

Chief Timekeeper : Graham Marshall

THESE RESULTS ARE PROVISIONAL UNTIL THE CONCLUSION OF ANY JUDICIAL AND TECHNICAL MATTERS

HS Sports Timing and Results Systems - Results and Lap Times at [www.hssports.co.uk](http://www.hssports.co.uk)

# ACU BRITISH SUPER SCOOTER CHAMPIONSHIP

## LAP TIMES - RACE 37

<b>1</b>	<b>Darren CONNEELY</b>										
	<b>Lap</b>	<b>1</b>	<b>2</b>	<b>3</b>	<b>4</b>	<b>5</b>	<b>6</b>	<b>7</b>	<b>8</b>	<b>9</b>	<b>10</b>
	1	1:11.98	1:11.17	1:10.54	1:10.33						
<b>3</b>	<b>Lee BAMBER</b>										
	<b>Lap</b>	<b>1</b>	<b>2</b>	<b>3</b>	<b>4</b>	<b>5</b>	<b>6</b>	<b>7</b>	<b>8</b>	<b>9</b>	<b>10</b>
	1	1:11.58	1:10.86	1:10.98	1:10.58						
<b>5</b>	<b>Warren WILKINSON</b>										
	<b>Lap</b>	<b>1</b>	<b>2</b>	<b>3</b>	<b>4</b>	<b>5</b>	<b>6</b>	<b>7</b>	<b>8</b>	<b>9</b>	<b>10</b>
	1	1:11.77	1:10.84	1:10.94	1:11.25						
<b>9</b>	<b>Taylor STURGESS</b>										
	<b>Lap</b>	<b>1</b>	<b>2</b>	<b>3</b>	<b>4</b>	<b>5</b>	<b>6</b>	<b>7</b>	<b>8</b>	<b>9</b>	<b>10</b>
	1	1:18.33									
<b>16</b>	<b>Chris GEYTON</b>										
	<b>Lap</b>	<b>1</b>	<b>2</b>	<b>3</b>	<b>4</b>	<b>5</b>	<b>6</b>	<b>7</b>	<b>8</b>	<b>9</b>	<b>10</b>
	1	1:17.16	1:15.59	1:15.91	1:16.31						
<b>41</b>	<b>Stuart DAY</b>										
	<b>Lap</b>	<b>1</b>	<b>2</b>	<b>3</b>	<b>4</b>	<b>5</b>	<b>6</b>	<b>7</b>	<b>8</b>	<b>9</b>	<b>10</b>
	1	1:13.13	1:13.24	1:14.80	1:15.93						
<b>42</b>	<b>Cereth HOGNETS</b>										
	<b>Lap</b>	<b>1</b>	<b>2</b>	<b>3</b>	<b>4</b>	<b>5</b>	<b>6</b>	<b>7</b>	<b>8</b>	<b>9</b>	<b>10</b>
	1	1:33.78	1:33.26	1:32.45	1:35.76						
<b>52</b>	<b>John WOODS</b>										
	<b>Lap</b>	<b>1</b>	<b>2</b>	<b>3</b>	<b>4</b>	<b>5</b>	<b>6</b>	<b>7</b>	<b>8</b>	<b>9</b>	<b>10</b>
	1	1:19.27	1:17.20	1:18.42	1:18.52						
<b>67</b>	<b>Danny LODER</b>										
	<b>Lap</b>	<b>1</b>	<b>2</b>	<b>3</b>	<b>4</b>	<b>5</b>	<b>6</b>	<b>7</b>	<b>8</b>	<b>9</b>	<b>10</b>
	1	1:25.24	1:25.02	1:25.19	1:25.91						
<b>69</b>	<b>Michael BONETT</b>										
	<b>Lap</b>	<b>1</b>	<b>2</b>	<b>3</b>	<b>4</b>	<b>5</b>	<b>6</b>	<b>7</b>	<b>8</b>	<b>9</b>	<b>10</b>
	1	1:12.37	1:11.12	1:12.22	1:13.26						
<b>97</b>	<b>Mark COOK</b>										
	<b>Lap</b>	<b>1</b>	<b>2</b>	<b>3</b>	<b>4</b>	<b>5</b>	<b>6</b>	<b>7</b>	<b>8</b>	<b>9</b>	<b>10</b>
	1	1:21.86	1:21.01	1:21.61	1:21.99						

# Lap Chart

## ACU BRITISH SUPER SCOOTER CHAMPIONSHIP - RACE 37

Lap 1		Lap 2		Lap 3		Lap 4		Lap 5		Lap 6		Lap 7		Lap 8		Lap 9		Lap 10	
No	Time	No	Time	No	Time	No	Time	No	Time	No	Time	No	Time	No	Time	No	Time	No	Time
3	1:17.78	3	2:28.64	3	3:39.62	3	4:50.20												
5	1:17.96	5	2:28.80	5	3:39.74	1	4:50.37												
1	1:18.33	1	2:29.50	1	3:40.04	5	4:50.99												
69	1:18.74	69	2:29.86	69	3:42.08	69	4:55.34												
41	1:19.76	41	2:33.00	41	3:47.80	41	5:03.73												
16	1:24.43	16	2:40.02	16	3:55.93	16	5:12.24												
52	1:25.91	52	2:43.11	52	4:01.53	52	5:20.05												
9	1:25.99	97	2:50.43	97	4:12.04	97	5:34.03												
97	1:29.42	67	2:59.25	67	4:24.44	67	5:50.35												
67	1:34.23	42	3:15.77	42	4:48.22	42	6:23.98												
42	1:42.51																		