

www.nemcrc.co.uk

Scooters 6 & 6a

Qualifying (Saturday) Results

Document 3

Rnk	No.	Class	Rider	Machine	Laps	Best Lap	Mph	In Lap	Gap	Interv.	2nd Best
Grp 6											
1	41	Grp 6	Stuart Day	Lambretta / 240	5	1:49.383	69.93	5			1:49.528
2	60	Grp 6	Justin Price	Lambretta / 230	5	1:51.081	68.86	2	1.698	1.698	1:51.287
3	4	Grp 6	Stephen Wright	DSC / RB / 250	5	1:52.645	67.91	4	3.262	1.564	1:52.821
4	47	Grp 6	Graham Tatton	Lambretta / GP200	5	1:56.605	65.60	2	7.222	3.960	1:57.418
5	10	Grp 6	Drew Duncan	Lambretta / 200	5	1:58.411	64.60	5	9.028	1.806	1:59.419
6	63	Grp 6	David Bristow	Vespa / P Range / 260	5	1:59.140	64.20	3	9.757	0.729	1:59.832
7	7	Grp 6	Warren Wilkinson	Lambretta / 250	2	1:59.440	64.04	1	10.057	0.300	2:09.048
8	76	Grp 6	Peter Molkenthin	Lambretta / 200	5	2:01.349	63.03	2	11.966	1.909	2:01.940
9	67	Grp 6	Dan Loder	Vespa / 144	5	2:03.863	61.75	5	14.480	2.514	2:04.030
10	109	Grp 6	Paul Fitzgerald	Lambretta / GP / 205	1	2:10.352	58.68	1	20.969	6.489	
Grp 6a											
1	52	Grp 6a	John Woods	Gilera / Runner / 179	5	1:52.974	67.71	3			1:53.418
2	36	Grp 6a	Nakita McNally	Piaggio / 125	5	2:03.063	62.16	5	10.089	10.089	2:03.552

Start Time : 23/03 - 15:51:37 / Flag Time : 16:01:38 / End Time : 16:02:19 Best Lap : No.41 Stuart Day 1:49.383 69.93 Mph
 Weather : Sunny Air : 7°C Track : Dry

Timekeeper *David Jones* *A.S. Lovatt* Clerk of the Course *P. [Signature]*



www.nemcrc.co.uk


Scooters 6 & 6a

Qualifying (Saturday) Analysis

For information purposes. No official / regulatory value

Laps	Lap Time
No.4 Stephen Wright	
1	1:57.491
2	1:54.045
3	1:53.552
4	1:52.645
5	1:52.821
No.7 Warren Wilkinson	
1	1:59.440
2	2:09.048
No.10 Drew Duncan	
1	2:08.728
2	2:00.671
3	2:00.427
4	1:59.419
5	1:58.411
No.36 Nakita McNally	
1	2:09.190
2	2:08.019
3	2:05.613
4	2:03.552
5	2:03.063
No.41 Stuart Day	
1	1:55.263
2	1:51.716
3	1:50.158
4	1:49.528
5	1:49.383
No.47 Graham Tatton	
1	2:11.832
2	1:56.605
3	1:57.959
4	1:57.418
5	1:57.919
No.52 John Woods	
1	2:00.046
2	1:55.010
3	1:52.974
4	1:53.567
5	1:53.418
No.60 Justin Price	
1	1:53.372
2	1:51.081
3	1:51.364
4	1:51.350
5	1:51.287
No.63 David Bristow	
1	2:03.347

Laps	Lap Time
2	2:00.128
3	1:59.140
4	1:59.832
5	1:59.869
No.67 Dan Loder	
1	2:07.413
2	2:06.113
3	2:05.833
4	2:04.030
5	2:03.863
No.76 Peter Molkenthin	
1	2:09.252
2	2:01.349
3	2:01.940
4	2:03.655
5	2:04.265
No.109 Paul Fitzgerald	
1	2:10.352



Scooters 6 & 6a

Race 14 (Saturday) Results

Document 5 OFFICIAL

Rnk	No.	Class	Rnk	Rider	Machine	Laps	Time	Mph	Gap	Interv.	Best Lap	Mph	In Lap	2nd Best
Grp 6														
1	41	Grp 6	1	Stuart Day	Lambretta / 240	5	9:08.448	69.74			1:47.305	71.28	5	1:47.870
2	7	Grp 6	2	Warren Wilkinson	Lambretta / 250	5	9:11.786	69.31	3.338	3.338	1:47.947	70.86	2	1:48.070
3	60	Grp 6	3	Justin Price	Lambretta / 230	5	9:17.337	68.62	8.889	5.551	1:49.297	69.99	3	1:49.594
4	63	Grp 6	4	David Bristow	Vespa / P Range / 260	5	9:56.059	64.16	47.611	38.722	1:56.562	65.62	5	1:57.577
5	47	Grp 6	5	Graham Tatton	Lambretta / GP200	5	10:03.104	63.42	54.656	7.045	1:57.818	64.92	2	1:58.075
6	10	Grp 6	6	Drew Duncan	Lambretta / 200	5	10:12.652	62.43	1:04.204	9.548	1:59.856	63.82	2	2:01.053
7	76	Grp 6	7	Peter Molkenthin	Lambretta / 200	5	10:17.536	61.93	1:09.088	4.884	2:01.795	62.80	4	2:01.859
8	67	Grp 6	8	Dan Loder	Vespa / 144	5	10:37.147	60.03	1:28.699	19.611	2:04.703	61.34	2	2:05.188

Not Classified														
	4	Grp 6		Stephen Wright	DSC / RB / 250	4	7:30.432	67.93	Retired		1:50.663	69.12	2	1:51.051


Grp 6 - Best Lap : No.41 Stuart Day - 1:47.305 / 92.5% of Race Winner's Speed : 64.50 Mph

Grp 6a														
1	52	Grp 6a	1	John Woods	Gilera / Runner / 179	5	9:19.707	68.33			1:49.789	69.67	5	1:49.956
2	36	Grp 6a	2	Nakita McNally	Piaggio / 125	5	10:27.196	60.98	1:07.489	1:07.489	2:02.987	62.19	4	2:03.583

Grp 6a - Best Lap : No.52 John Woods - 1:49.789 / 92.5% of Race Winner's Speed : 63.21 Mph

Start Time : 23/03 - 17:27:48 / Flag Time : 17:36:56 / End Time : 17:38:25
 Weather : Sunny Air : 6°C Track : Dry
 Leaders : No.4 Stephen Wright (1-1) / No.41 Stuart Day (2-5)
 Best Lap : No.41 Stuart Day 1:47.305 71.28 Mph
 Previous Event Record : No.41 Stuart Day 1:49.383 69.93 Mph

Timekeeper *David Jones* Clerk of the Course *A.S. Lovatt*



Scooters 6 & 6a

Race 14 (Saturday) Lap Chart

For information purposes. No official / regulatory value

	1	2	3	4	5	6	7	8	9	10	11	12	13	14	15	16
Grid	41	60	4	52	47	10	63	7	76	36	67	109	68e	74	30	86
Start	41	60	4	52	10	47	76	63	7	36	67					
Lap 1 Interval	4 0.1	41 0.6	7 0.3	60 0.0	52 6.2	47 0.1	63 3.2	10 1.2	76 2.1	36 1.4	67					
Lap 2	41 0.6	7 1.8	4 0.1	60 0.5	52 13.8	63 0.0	47 5.4	10 3.2	76 4.6	36 1.7	67					
Lap 3	41 0.8	7 2.9	60 1.2	52 1.0	4 20.3	63 0.5	47 8.4	10 4.5	76 5.8	36 3.3	67					
Lap 4	41 1.0	7 4.7	60 2.9	52 0.5	4 28.8	47 0.1	63 11.0	10 4.5	76 7.0	36 7.5	67					
Lap 5	41 3.3	7 5.5	60 2.3	52 36.3	63 7.0	47 9.5	10 4.8	76 9.6	36 9.9	67						




Scooters 6 & 6a

Race 14 (Saturday) Analysis

For information purposes. No official / regulatory value

Laps	Lap Time
No.4 Stephen Wright	
1	1:54.579
2	1:50.663
3	1:51.714
4	1:51.051
No.7 Warren Wilkinson	
1	1:53.700
2	1:47.947
3	1:48.267
4	1:48.070
5	1:49.618
No.10 Drew Duncan	
1	2:04.900
2	1:59.856
3	2:01.053
4	2:01.833
5	2:02.061
No.36 Nakita McNally	
1	2:06.432
2	2:04.406
3	2:03.583
4	2:02.987
5	2:05.007
No.41 Stuart Day	
1	1:56.477
2	1:48.018
3	1:48.063
4	1:47.870
5	1:47.305
No.47 Graham Tatton	
1	2:01.431
2	1:57.818
3	1:58.075
4	1:58.991
5	2:03.775
No.52 John Woods	
1	1:55.615
2	1:50.138
3	1:49.956
4	1:51.597
5	1:49.789
No.60 Justin Price	
1	1:57.470
2	1:49.594
3	1:49.297
4	1:49.860
5	1:50.398

Laps	Lap Time
No.63 David Bristow	
1	2:00.472
2	1:57.622
3	1:57.577
4	1:59.738
5	1:56.562
No.67 Dan Loder	
1	2:07.088
2	2:04.703
3	2:05.188
4	2:07.210
5	2:07.417
No.76 Peter Molkenthin	
1	2:05.354
2	2:01.859
3	2:02.354
4	2:01.795
5	2:02.432



www.nemcrc.co.uk


Scooters 6 & 6a

Race 14 (Saturday) Starting Grid

Document 4 OFFICIAL

6					86	Jason Metivier Lambretta / GP / 210				
5	30	Chris Cook Lambretta / CST Quattrini / 218		14	Stewart McKenzie Vespa / PX / 256		68e	Shaun Nickells Lambretta / 200		
4	109	Paul Fitzgerald Lambretta / GP / 205	2:10.352	67	Dan Loder Vespa / 144	2:03.863	36	Nakita McNally Piaggio / 125	2:03.063	
3		76	Peter Molkenthin Lambretta / 200	2:01.349	7	Warren Wilkinson Lambretta / 250	1:59.440	63	David Bristow Vespa / P Range / 260	1:59.140
2	10	Drew Duncan Lambretta / 200	1:58.411	47	Graham Tatton Lambretta / GP200	1:56.605	52	John Woods Gilera / Runner / 179	1:52.974	
1		4	Stephen Wright DSC / RB / 250	1:52.645	60	Justin Price Lambretta / 230	1:51.081	41	Stuart Day Lambretta / 240	1:49.383

POLE POSITION



Start : 23/03 - 16:40 5 Laps = 17.095 Km



www.nemcrc.co.uk

Scooters 6 & 6a

Race 22 (Sunday) Results 5 Laps = 17.095 Km

Document 6 OFFICIAL

Rnk	No.	Class	Rnk	Rider	Machine	Laps	Time	Mph	Gap	Interv.	Best Lap	Mph	In Lap	2nd Best
Grp 6														
1	41	Grp 6	1	Stuart Day	Lambretta / 240	5	9:10.379	69.49			1:48.114	70.75	2	1:48.313
2	7	Grp 6	2	Warren Wilkinson	Lambretta / 250	5	9:12.597	69.21	2.218	2.218	1:47.461	71.18	2	1:48.270
3	60	Grp 6	3	Justin Price	Lambretta / 230	5	9:51.327	64.68	40.948	38.730	1:52.905	67.75	2	1:56.677
4	63	Grp 6	4	David Bristow	Vespa / P Range / 260	5	9:55.618	64.21	45.239	4.291	1:57.361	65.18	3	1:57.419
5	4	Grp 6	5	Stephen Wright	DSC / RB / 250	5	9:58.780	63.87	48.401	3.162	1:57.501	65.10	3	1:57.909
6	76	Grp 6	6	Peter Molkenthin	Lambretta / 200	5	10:18.855	61.80	1:08.476	20.075	2:01.446	62.98	3	2:02.132

Grp 6 - Best Lap : No.7 Warren Wilkinson - 1:47.461 / 92.5% of Race Winner's Speed : 64.28 Mph

Grp 6a														
1	52	Grp 6a	1	John Woods	Gilera / Runner / 179	5	9:33.737	66.66			1:51.361	68.69	2	1:52.080
2	36	Grp 6a	2	Nakita McNally	Piaggio / 125	5	10:30.932	60.62	57.195	57.195	2:03.953	61.71	2	2:04.078

Grp 6a - Best Lap : No.52 John Woods - 1:51.361 / 92.5% of Race Winner's Speed : 61.66 Mph

Leaders : No.41 Stuart Day (1-2) / No.7 Warren Wilkinson (3-3) / No.41 Stuart Day (4-5)

Start Time : 24/03 - 14:00:40 / Flag Time : 14:09:51 / End Time : 14:11:11

Best Lap : No.7 Warren Wilkinson 1:47.461 71.18 Mph

Weather : Cloudy Air : 6°C Track : Dry

Event Record : No.41 Stuart Day 1:47.305 71.28 Mph

Timekeeper *David Jones*

A. J. Lovatt

Clerk of the Course *P. Parker*



Scooters 6 & 6a

Race 22 (Sunday) Lap Chart

For information purposes. No official / regulatory value

	1	2	3	4	5	6	7	8
Grid								
Start	41	60	4	52	76	63	36	7
Lap 1 <small>Interval</small>	41	7 1.7	52 2.1	60 0.3	63 5.2	4 0.9	76 4.2	36 3.5
Lap 2	41	7 1.0	52 6.0	60 1.8	63 10.5	4 0.9	76 8.1	36 5.4
Lap 3	7	41 0.3	52 9.4	60 6.4	63 11.2	4 1.0	76 12.1	36 8.0
Lap 4	41	7 0.2	52 13.8	60 12.6	63 9.1	4 1.5	76 16.4	36 10.2
Lap 5	41	7 2.2	52 21.1	60 17.5	63 4.2	4 3.1	76 20.0	36 12.0



www.nemcrc.co.uk

Scooters 6 & 6a

Race 22 (Sunday) Analysis

For information purposes. No official / regulatory value

Laps	Lap Time	Laps	Lap Time
No.4 Stephen Wright		5	2:02.947
1	2:02.916		
2	1:58.178		
3	1:57.501		
4	1:57.909		
5	1:59.279		
No.7 Warren Wilkinson			
1	1:52.032		
2	1:47.461		
3	1:48.270		
4	1:49.296		
5	1:50.258		
No.36 Nakita McNally			
1	2:08.474		
2	2:03.953		
3	2:04.078		
4	2:04.371		
5	2:04.801		
No.41 Stuart Day			
1	1:54.552		
2	1:48.114		
3	1:49.651		
4	1:48.705		
5	1:48.313		
No.52 John Woods			
1	1:56.142		
2	1:51.361		
3	1:52.080		
4	1:53.319		
5	1:57.563		
No.60 Justin Price			
1	1:58.651		
2	1:52.905		
3	1:56.677		
4	1:59.514		
5	2:02.506		
No.63 David Bristow			
1	2:00.492		
2	1:58.235		
3	1:57.361		
4	1:57.419		
5	1:57.660		
No.76 Peter Molkenthin			
1	2:05.718		
2	2:02.132		
3	2:01.446		
4	2:02.196		




www.nemcrc.co.uk

Scooters 6 & 6a

Race 22 (Sunday) Starting Grid

Subject to scrutineering & sporting investigations

POLE POSITION



Start : 24/03 - 14:40 5 Laps = 17.095 Km



Scooters 6 & 6a

Race 30 (Sunday) Results 5 Laps = 17.095 Km

Document 7 OFFICIAL

Rnk	No.	Class	Rnk	Rider	Machine	Laps	Time	Mph	Gap	Interv.	Best Lap	Mph	In Lap	2nd Best
Grp 6														
1	7	Grp 6	1	Warren Wilkinson	Lambretta / 250	5	9:16.400	68.74			1:48.205	70.69	5	1:49.910
2	41	Grp 6	2	Stuart Day	Lambretta / 240	5	9:16.504	68.73	0.104	0.104	1:48.470	70.52	5	1:49.799
3	60	Grp 6	3	Justin Price	Lambretta / 230	5	9:40.302	65.91	23.902	23.798	1:51.078	68.86	2	1:54.127
4	86	Grp 6	4	Jason Metivier	Lambretta / GP / 210	5	9:56.126	64.16	39.726	15.824	1:55.595	66.17	4	1:56.978
5	63	Grp 6	5	David Bristow	Vespa / P Range / 260	5	9:58.098	63.95	41.698	1.972	1:57.260	65.23	4	1:58.144
6	4	Grp 6	6	Stephen Wright	DSC / RB / 250	5	9:59.128	63.84	42.728	1.030	1:57.308	65.21	4	1:58.172
7	10	Grp 6	7	Drew Duncan	Lambretta / 200	5	10:20.780	61.61	1:04.380	21.652	2:02.483	62.45	2	2:02.653
8	67	Grp 6	8	Dan Loder	Vespa / 144	5	11:08.222	57.23	1:51.822	47.442	2:10.399	58.66	4	2:12.459

Grp 6 - Best Lap : No.7 Warren Wilkinson - 1:48.205 / 92.5% of Race Winner's Speed : 63.58 Mph

Grp 6a														
1	52	Grp 6a	1	John Woods	Gilera / Runner / 179	5	9:17.118	68.65			1:48.558	70.46	5	1:49.296
2	36	Grp 6a	2	Nakita McNally	Piaggio / 125	5	10:46.002	59.20	1:28.884	1:28.884	2:06.451	60.49	4	2:06.827

Grp 6a - Best Lap : No.52 John Woods - 1:48.558 / 92.5% of Race Winner's Speed : 63.50 Mph

Leaders : No.7 Warren Wilkinson (1-1) / No.41 Stuart Day (2-4) / No.7 Warren Wilkinson (5-5)

Start Time : 24/03 - 17:41:29 / Flag Time : 17:50:46 / End Time : 17:52:38
Weather : Cloudy Air : 6°C Track : Dry
Best Lap : No.7 Warren Wilkinson 1:48.205 70.69 Mph
Event Record : No.41 Stuart Day 1:47.305 71.28 Mph

Timekeeper *David Jones* Clerk of the Course *A.S. Lovatt*



Scooters 6 & 6a

Race 30 (Sunday) Lap Chart

For information purposes. No official / regulatory value

	1	2	3	4	5	6	7	8	9	10
Grid										
Start	41	60	4	52	7	63	86	36	67	10
Lap 1 <small>Interval</small>	7	41 0.2	52 0.3	60 0.5	86 6.5	63 0.5	4 1.4	10 3.0	36 3.7	67 6.5
Lap 2	41	7 0.4	52 0.5	60 0.3	63 15.2	86 0.6	4 0.9	10 6.1	36 10.7	67 10.5
Lap 3	41	7 0.0	52 0.9	60 3.4	63 19.9	86 0.8	4 0.0	10 10.8	36 18.2	67 12.6
Lap 4	41	7 0.1	52 0.3	60 8.6	86 21.9	63 0.8	4 0.9	10 16.1	36 22.0	67 16.5
Lap 5	7	41 0.1	52 0.6	60 23.1	86 15.8	63 1.9	4 1.0	10 21.6	36 25.2	67 22.2



Scooters 6 & 6a

Race 30 (Sunday) Analysis

For information purposes. No official / regulatory value

Laps	Lap Time
No.4 Stephen Wright	
1	2:04.492
2	1:59.376
3	1:58.172
4	1:57.308
5	1:58.217
No.7 Warren Wilkinson	
1	1:53.279
2	1:51.377
3	1:50.540
4	1:49.910
5	1:48.205
No.10 Drew Duncan	
1	2:04.750
2	2:02.483
3	2:02.888
4	2:02.653
5	2:03.695
No.36 Nakita McNally	
1	2:09.081
2	2:09.413
3	2:10.454
4	2:06.451
5	2:06.827
No.41 Stuart Day	
1	1:55.830
2	1:50.671
3	1:50.933
4	1:49.799
5	1:48.470
No.52 John Woods	
1	1:54.782
2	1:51.310
3	1:51.010
4	1:49.296
5	1:48.558
No.60 Justin Price	
1	1:56.720
2	1:51.078
3	1:54.127
4	1:54.508
5	2:03.057
No.63 David Bristow	
1	2:01.257
2	1:59.318
3	1:58.817
4	1:57.260

Laps	Lap Time
5	1:58.144
No.67 Dan Loder	
1	2:15.150
2	2:13.465
3	2:12.498
4	2:10.399
5	2:12.459
No.86 Jason Metivier	
1	2:00.331
2	2:00.445
3	1:59.061
4	1:55.595
5	1:56.978




www.nemcrc.co.uk

Scooters 6 & 6a

Race 30 (Sunday) Starting Grid

Subject to scrutineering & sporting investigations

POLE POSITION



Start : 24/03 - 17:30 5 Laps = 17.095 Km