

www.nemcrc.co.uk

Scooters 4, 4e, 10 & Production

Qualifying (Saturday) Results

Document 4 OFFICIAL

Rnk	No.	Class	Rider	Machine	Laps	Best Lap	Mph	In Lap	Gap	Interv.	2nd Best
1	46	Production	David Delaney	Vespa / 132	4	1:55.374	66.30	4			1:55.773
2	4	Production	Graham Tatton	Lambretta / GP200	5	1:56.587	65.61	3	1.213	1.213	1:57.064
3	41	Grp 4e	Stuart Day	Lambretta / 240	5	1:57.693	64.99	3	2.319	1.106	1:58.048
4	5	Production	Justin Price	Lambretta / 200	4	1:58.313	64.65	2	2.939	0.620	1:58.835
5	63	Grp 4	David Bristow	Lambretta / GP / 210	3	1:58.650	64.47	3	3.276	0.337	1:59.045
6	10	Grp 4e	Drew Duncan	Lambretta / 200	3	2:00.531	63.46	3	5.157	1.881	2:02.362
7	12	Production	Jeremy Steel	Lambretta / GP200	5	2:01.503	62.95	5	6.129	0.972	2:02.898
8	76	Production	Peter Molkenthin	Lambretta / 200	5	2:01.981	62.71	3	6.607	0.478	2:01.993
9	109	Grp 4	Paul Fitzgerald	Lambretta / GP / 205	5	2:05.571	60.91	3	10.197	3.590	2:06.390
10	62	Grp 4	Taylor Sturgess	BGM / Lambretta / 205	4	2:06.111	60.65	3	10.737	0.540	2:07.500
11	68	Grp 4e	Shaun Nickells	JPS / Lambretta / 200	5	2:06.296	60.56	3	10.922	0.185	2:07.159
12	86	Grp 4	Jason Metivier	Lambretta / GP / 210	2	2:06.610	60.42	1	11.236	0.314	4:50.162
13	19	Grp 10	Mark Shirley	Piaggio / Zip / 80	3	2:10.910	58.43	2	15.536	4.300	2:11.287
14	29	Production	Rob Fielder	Vespa / PX / 177	5	2:11.179	58.31	2	15.805	0.269	2:13.535
15	42	Production	Ceri Hodgetts	Vespa / 132	4	2:15.506	56.45	2	20.132	4.327	2:16.201
16	17	Production	Justin Offland	Lambretta / GP200	4	2:16.261	56.14	4	20.887	0.755	2:17.004
17	34e	Grp 4	Peter Dolan	Lambretta / RB / 200	4	2:18.730	55.14	4	23.356	2.469	2:19.102
18	58	Production	Stephen Hamilton	Vespa / 135	2	2:19.068	55.00	2	23.694	0.338	2:19.743

Start Time : 23/03 - 14:15:15 / Flag Time : 14:25:16 / End Time : 14:26:42 Best Lap : No.46 David Delaney 1:55.374 66.30 Mph
 Weather : Sunny Air : 7°C Track : Dry

Timekeeper *David Jones* *A.S. Lovatt* Clerk of the Course *P. [Signature]*



www.nemcrc.co.uk

Scooters 4, 4e, 10 & Production

Qualifying (Saturday) Analysis

For information purposes. No official / regulatory value

No.	Rider	Laps	Lap Time
No.34e Peter Dolan			
1			2:23.649
2			2:19.102
3			2:19.756
4			2:18.730
No.4 Graham Tatton			
1			2:12.003
2			1:57.064
3			1:56.587
4			1:57.107
5			2:10.543
No.5 Justin Price			
1			2:02.136
2			1:58.313
3			1:58.835
4			2:23.222
No.10 Drew Duncan			
1			2:14.221
2			2:02.362
3			2:00.531
No.12 Jeremy Steel			
1			2:14.183
2			2:05.515
3			2:04.047
4			2:02.898
5			2:01.503
No.17 Justin Offland			
1			2:21.438
2			2:18.904
3			2:17.004
4			2:16.261
No.19 Mark Shirley			
1			2:12.490
2			2:10.910
3			2:11.287
No.29 Rob Fielder			
1			2:14.394
2			2:11.179
3			2:13.535
4			2:14.358
5			2:13.961
No.41 Stuart Day			
1			2:05.458
2			1:59.699
3			1:57.693
4			1:58.264
5			1:58.048

No.	Rider	Laps	Lap Time
No.42 Ceri Hodgetts			
1			2:22.594
2			2:15.506
3			2:16.201
4			2:16.585
No.46 David Delaney			
1			2:05.934
2			1:56.288
3			1:55.773
4			1:55.374
No.58 Stephen Hamilton			
1			2:19.743
2			2:19.068
No.62 Taylor Sturgess			
1			2:13.376
2			2:09.021
3			2:06.111
4			2:07.500
No.63 David Bristow			
1			2:03.334
2			1:59.045
3			1:58.650
No.68 Shaun Nickells			
1			2:17.776
2			2:07.159
3			2:06.296
4			2:08.134
5			2:09.681
No.76 Peter Molkenthin			
1			2:15.598
2			2:04.451
3			2:01.981
4			2:01.993
5			2:02.881
No.86 Jason Metivier			
1			2:06.610
2			4:50.162
No.109 Paul Fitzgerald			
1			2:13.807
2			2:06.390
3			2:05.571
4			2:06.709
5			2:07.170



www.nemcrc.co.uk

Scooters 4, 4e, 10 & Production

Race 10 (Saturday) Results

Document 6

Rnk	No.	Class	Rnk	Rider	Machine	Laps	Time	Mph	Gap	Interv.	Best Lap	Mph	In Lap	2nd Best	
Grp 10															
1	▲ ¹	36	Grp 10	1	Nakita McNally	Piaggio / 80	5	10:24.121	61.28		2:01.472	62.97	3	2:01.626	
2	▼ ¹	19	Grp 10	2	Mark Shirley	Piaggio / Zip / 80	5	10:32.007	60.51	7.886	7.886	2:03.041	62.17	3	2:03.097

Grp 10 - Best Lap : No.36 Nakita McNally - 2:01.472 / 92.5% of Race Winner's Speed : 56.68 Mph

Grp 4															
1	▲ ³	86	Grp 4	1	Jason Metivier	Lambretta / GP / 210	5	9:45.071	65.37		1:55.011	66.51	2	1:55.032	
2	▲ ¹	62	Grp 4	2	Taylor Sturgess	BGM / Lambretta / 205	5	10:19.357	61.75	34.286	34.286	2:00.852	63.29	5	2:01.236
3	▲ ²	34e	Grp 4	3	Peter Dolan	Lambretta / RB / 200	5	11:24.618	55.86	1:39.547	1:05.261	2:13.505	57.29	5	2:13.681

Not Classified															
		63	Grp 4		David Bristow	Lambretta / GP / 210	1	2:10.904	58.43	Retired		2:05.514	60.94	1	

Grp 4 - Best Lap : No.86 Jason Metivier - 1:55.011 / 92.5% of Race Winner's Speed : 60.47 Mph

Grp 4e															
1	=	41	Grp 4e	1	Stuart Day	Lambretta / 240	5	10:01.639	63.57		1:56.794	65.49	2	1:57.896	
2	=	10	Grp 4e	2	Drew Duncan	Lambretta / 200	5	10:02.179	63.51	0.540	0.540	1:57.044	65.35	2	1:57.854
3	=	68	Grp 4e	3	Shaun Nickells	JPS / Lambretta / 200	5	10:33.512	60.37	31.873	31.333	2:03.636	61.87	2	2:04.545


Grp 4e - Best Lap : No.41 Stuart Day - 1:56.794 / 92.5% of Race Winner's Speed : 58.80 Mph

Production															
1	=	46	Production	1	David Delaney	Vespa / 132	5	9:45.535	65.32		1:54.515	66.80	2	1:55.281	
2	=	4	Production	2	Graham Tatton	Lambretta / GP200	5	9:48.983	64.94	3.448	3.448	1:54.635	66.73	2	1:55.855
3	▲ ²	76	Production	3	Peter Molkenhain	Lambretta / 200	5	10:19.566	61.73	34.031	30.583	2:00.417	63.52	5	2:01.170
4	=	12	Production	4	Jeremy Steel	Lambretta / GP200	5	10:24.731	61.22	39.196	5.165	2:01.454	62.98	5	2:01.521
5	▲ ¹	29	Production	5	Rob Fielder	Vespa / PX / 177	5	11:19.233	56.31	1:33.698	54.502	2:13.365	57.35	3	2:13.682
6	▲ ¹	42	Production	6	Ceri Hodgetts	Vespa / 132	5	11:21.699	56.10	1:36.164	2.466	2:13.126	57.46	5	2:14.761
7	▲ ¹	17	Production	7	Justin Offland	Lambretta / GP200	5	11:23.485	55.96	1:37.950	1.786	2:13.308	57.38	5	2:13.404
8	▼ ⁵	5	Production	8	Justin Price	Lambretta / 200	5	11:39.342	54.69	1:53.807	15.857	2:10.450	58.64	2	2:16.652

Production - Best Lap : No.46 David Delaney - 1:54.515 / 92.5% of Race Winner's Speed : 60.42 Mph

Start Time : 23/03 - 17:05:01 / Flag Time : 17:14:47 / End Time : 17:16:41
 Weather : Sunny Air : 7°C Track : Dry
 Leaders : No.86 Jason Metivier (1-2) / No.4 Graham Tatton (3-3) / No.86 Jason Metivier (4-5)
 Best Lap : No.46 David Delaney 1:54.515 66.80 Mph
 Previous Event Record : No.46 David Delaney 1:55.374 66.30 Mph

Timekeeper *David Jones* Clerk of the Course *A.S. Lovatt*




Scooters 4, 4e, 10 & Production

Race 10 (Saturday) Lap Chart

For information purposes. No official / regulatory value

	1	2	3	4	5	6	7	8	9	10	11	12	13	14	15	16	17	18	19	20
Grid	46	4	41	5	63	10	12	76	109	62	68	86	19	29	42	17	34e	58	36	64
Start	4	46	10	5	63	76	12	86	41	68	62	42	19	29	17	34e	36			
Lap 1 <small>Interval</small>	86	4 1.3	46 0.5	10 5.3	41 0.5	63 0.4	62 2.5	76 0.6	68 0.6	12 0.0	19 1.6	36 0.5	29 5.1	42 1.6	34e 1.9	17 0.1	5 1.3			
Lap 2	86	4 0.9	46 0.4	10 7.9	41 0.3	76 8.4	62 0.2	68 2.5	12 0.4	36 0.3	19 0.3	29 16.2	5 1.8	42 0.9	34e 0.8	17 3.0				
Lap 3	4	86 0.1	46 0.3	41 10.2	10 1.0	62 11.0	76 0.7	36 2.8	12 0.9	19 0.9	68 0.3	29 26.2	42 4.3	34e 1.8	5 0.2	17 0.9				
Lap 4	86	46 0.6	4 1.7	41 11.5	10 0.5	62 14.4	76 0.6	36 3.3	12 0.7	19 3.4	68 1.0	29 36.0	42 4.8	17 1.6	34e 0.9	5 1.3				
Lap 5	86	46 0.4	4 3.4	41 12.6	10 0.5	62 17.1	76 0.2	36 4.5	12 0.6	19 7.2	68 1.5	29 45.7	42 2.4	17 1.7	34e 1.1	5 14.7				



www.nemcrc.co.uk

Scooters 4, 4e, 10 & Production



Race 10 (Saturday) Analysis

For information purposes. No official / regulatory value

No.	Rider	Laps	Lap Time
No.34e	Peter Dolan	1	2:17.702
		2	2:13.681
		3	2:15.967
		4	2:15.599
		5	2:13.505
No.4	Graham Tatton	1	2:00.295
		2	1:54.635
		3	1:55.855
		4	1:57.536
		5	1:57.028
No.5	Justin Price	1	2:22.171
		2	2:10.450
		3	2:17.991
		4	2:16.652
		5	2:26.892
No.10	Drew Duncan	1	2:04.944
		2	1:57.044
		3	1:59.315
		4	1:57.854
		5	1:58.078
No.12	Jeremy Steel	1	2:09.189
		2	2:04.095
		3	2:02.746
		4	2:01.521
		5	2:01.454
No.17	Justin Offland	1	2:18.178
		2	2:16.528
		3	2:14.191
		4	2:13.404
		5	2:13.308
No.19	Mark Shirley	1	2:09.451
		2	2:03.097
		3	2:03.041
		4	2:03.955
		5	2:05.302
No.29	Rob Fielder	1	2:14.887
		2	2:13.682
		3	2:13.365
		4	2:14.422

No.	Rider	Laps	Lap Time
No.36	Nakita McNally	5	2:15.465
		1	2:08.796
		2	2:02.190
		3	2:01.472
		4	2:01.711
No.41	Stuart Day	5	2:01.626
		1	2:04.520
		2	1:56.794
		3	1:57.896
		4	1:58.365
No.42	Ceri Hodgetts	5	1:58.097
		1	2:16.914
		2	2:14.761
		3	2:14.951
		4	2:14.896
No.46	David Delaney	5	2:13.126
		1	2:00.869
		2	1:54.515
		3	1:55.890
		4	1:55.281
No.62	Taylor Sturgess	5	1:55.341
		1	2:07.172
		2	2:02.490
		3	2:01.279
		4	2:01.236
No.63	David Bristow	5	2:00.852
		1	2:05.514
		2	2:08.640
		3	2:03.636
		4	2:04.545
No.68	Shaun Nickells	5	2:05.758
		1	2:04.690
		2	2:04.545
		3	2:04.545
		4	2:04.690
No.76	Peter Molkenthin	5	2:05.758
		1	2:08.603
		2	2:01.554
		3	2:02.227
		4	2:01.170
No.86	Jason Metivier	5	2:00.417
		1	1:56.602
		2	2:08.603
		3	2:01.554
		4	2:02.227

No.	Rider	Laps	Lap Time
No.34e	Peter Dolan	2	1:55.011
		3	1:56.980
		4	1:55.032
		5	1:55.482



www.nemcrc.co.uk

Scooters 4, 4e, 10 & Production

Race 10 (Saturday) Starting Grid

Document 5 OFFICIAL

7			64 Pat Wickham Lambretta / 200		36 Nakita McNally Piaggio / 80		
6	58 Stephen Hamilton Vespa / 135	2:19.068	34e Peter Dolan Lambretta / RB / 200	2:18.730	17 Justin Offland Lambretta / GP200	2:16.261	
5		42 Ceri Hodgetts Vespa / 132	2:15.506	29 Rob Fielder Vespa / PX / 177	2:11.179	19 Mark Shirley Piaggio / Zip / 80	2:10.910
4	86 Jason Metivier Lambretta / GP / 210	2:06.610	68 Shaun Nickells JPS / Lambretta / 200	2:06.296	62 Taylor Sturgess BGM / Lambretta / 205	2:06.111	
3		109 Paul Fitzgerald Lambretta / GP / 205	2:05.571	76 Peter Molkenthin Lambretta / 200	2:01.981	12 Jeremy Steel Lambretta / GP200	2:01.503
2	10 Drew Duncan Lambretta / 200	2:00.531	63 David Bristow Lambretta / GP / 210	1:58.650	5 Justin Price Lambretta / 200	1:58.313	
1		41 Stuart Day Lambretta / 240	1:57.693	4 Graham Tatton Lambretta / GP200	1:56.587	46 David Delaney Vespa / 132	1:55.374

POLE POSITION



Start : 23/03 - 15:20 5 Laps = 17.095 Km



Scooters 4, 4e, 10 & Production

Race 18 (Sunday) Results

Document 7

Subject to scrutineering & sporting investigations

Rnk	No.	Class	Rnk	Rider	Machine	Laps	Time	Mph	Gap	Interv.	Best Lap	Mph	In Lap	2nd Best
Grp 10														
1	36	Grp 10	1	Nakita McNally	Piaggio / 80	5	10:36.391	60.10			2:04.658	61.36	5	2:04.790
2	19	Grp 10	2	Mark Shirley	Piaggio / Zip / 80	5	10:37.440	60.00	1.049	1.049	2:05.437	60.98	5	2:05.487

Grp 10 - Best Lap : No.36 Nakita McNally - 2:04.658 / 92.5% of Race Winner's Speed : 55.59 Mph

Grp 4														
1	62	Grp 4	1	Taylor Sturgess	BGM / Lambretta / 205	5	10:19.645	61.72			2:01.543	62.93	2	2:02.441

Grp 4 - Best Lap : No.62 Taylor Sturgess - 2:01.543 / 92.5% of Race Winner's Speed : 57.09 Mph

Grp 4e														
1	10	Grp 4e	1	Drew Duncan	Lambretta / 200	5	10:13.274	62.36			2:00.109	63.68	5	2:00.353
2	68	Grp 4e	2	Shaun Nickells	JPS / Lambretta / 200	5	11:09.343	57.14	56.069	56.069	2:10.052	58.82	2	2:11.704

Not Classified														
	41	Grp 4e		Stuart Day	Lambretta / 240	2	4:07.131	61.90	Retired		1:58.604	64.49	2	2:05.756

Grp 4e - Best Lap : No.41 Stuart Day - 1:58.604 / 92.5% of Race Winner's Speed : 57.68 Mph

Production														
1	5	Production	1	Justin Price	Lambretta / 200	5	10:09.710	62.73			1:59.710	63.90	2	2:00.329
2	12	Production	2	Jeremy Steel	Lambretta / GP200	5	10:18.611	61.83	8.901	8.901	2:01.122	63.15	5	2:01.668
3	76	Production	3	Peter Molkenthin	Lambretta / 200	5	10:37.360	60.01	27.650	18.749	2:04.026	61.67	2	2:04.755
4	46	Production	4	David Delaney	Vespa / 132	5	11:16.263	56.55	1:06.553	38.903	1:57.862	64.90	2	2:03.115
5	42	Production	5	Ceri Hodgetts	Vespa / 132	5	11:16.687	56.52	1:06.977	0.424	2:12.125	57.89	5	2:12.831
6	17	Production	6	Justin Offland	Lambretta / GP200	5	11:17.408	56.46	1:07.698	0.721	2:12.178	57.87	3	2:12.603
7	4	Production	7	Graham Tatton	Lambretta / GP200	5	11:53.528	53.60	1:43.818	36.120	2:11.999	57.95	2	2:17.195


Not Classified														
	29	Production		Rob Fielder	Vespa / PX / 177	3	6:48.772	56.14	Retired		2:13.336	57.37	2	2:14.169
	58	Production		Stephen Hamilton	Vespa / 135	1	2:25.068	52.73	Retired		2:19.000	55.03	1	

Production - Best Lap : No.46 David Delaney - 1:57.862 / 92.5% of Race Winner's Speed : 58.02 Mph

Start Time : 24/03 - 12:43:00 / Flag Time : 12:53:09 / End Time : 12:54:53
 Weather : Sunny Air : 6°C Track : Dry

Leaders : No.46 David Delaney (1-2) / No.5 Justin Price (3-5)
 Best Lap : No.46 David Delaney 1:57.862 64.90 Mph
 Event Record : No.46 David Delaney 1:54.515 66.80 Mph

Timekeeper *David Jones* Clerk of the Course *A.S. Lovatt*



www.nemcrc.co.uk

Scooters 4, 4e, 10 & Production

Race 18 (Sunday) Lap Chart

For information purposes. No official / regulatory value

	1	2	3	4	5	6	7	8	9	10	11	12	13	14	15	16	17	18
Grid	46	4	41	5	6	10	12	76	10	62	68	36	19	29	42	17	34	58
Start	46	4	41	5	10	12	76	62	68	19	42	29	17	58	36			
Lap 1 <small>Interval</small>	46 2.2	10 1.4	5 0.8	41 1.3	62 1.0	12 3.8	19 1.3	76 0.2	68 0.6	36 2.8	4	29 1.3	42 1.9	56 1.8	17 0.1			
Lap 2	46 4.7	10 0.5	4 0.2	5 3.9	62 1.6	12 7.0	76 0.8	19 1.1	36 4.3	68 5.4	4 2.6	29 3.4	42 1.1	17				
Lap 3	5 2.8	10 2.5	46 0.3	62 0.8	12 11.5	76 0.2	19 0.4	36 13.2	68 8.5	29 0.3	4 2.3	17 0.2	42					
Lap 4	5 4.6	10 3.2	62 1.1	12 14.2	36 0.2	19 0.6	76 10.3	46 11.2	68 9.7	17 0.5	42 16.0	4						
Lap 5	5 3.5	10 5.3	12 1.0	62 16.7	36	76 0.9	19 0.0	68 31.9	46 6.9	42 0.4	17 0.7	4 36.1						



www.nemcrc.co.uk

Scooters 4, 4e, 10 & Production

Race 18 (Sunday) Analysis

For information purposes. No official / regulatory value

Laps	Lap Time
No.4 Graham Tatton	
1	2:19.054
2	2:11.999
3	2:17.195
4	2:31.531
5	2:32.898
No.5 Justin Price	
1	2:04.645
2	1:59.710
3	2:00.806
4	2:00.329
5	2:01.151
No.10 Drew Duncan	
1	2:02.860
2	2:00.353
3	2:04.490
4	2:02.065
5	2:00.109
No.12 Jeremy Steel	
1	2:07.240
2	2:02.229
3	2:01.668
4	2:02.719
5	2:01.122
No.17 Justin Offland	
1	2:19.253
2	2:14.024
3	2:12.178
4	2:12.603
5	2:13.373
No.19 Mark Shirley	
1	2:09.683
2	2:06.253
3	2:05.515
4	2:05.487
5	2:05.437
No.29 Rob Fielder	
1	2:15.773
2	2:13.336
3	2:14.169
No.36 Nakita McNally	
1	2:10.435
2	2:05.084
3	2:04.841
4	2:04.790
5	2:04.658

Laps	Lap Time
No.41 Stuart Day	
1	2:05.756
2	1:58.604
No.42 Ceri Hodgetts	
1	2:17.857
2	2:14.837
3	2:13.654
4	2:12.831
5	2:12.125
No.46 David Delaney	
1	2:03.115
2	1:57.862
3	2:11.814
4	2:29.354
5	2:33.268
No.58 Stephen Hamilton	
1	2:19.000
No.62 Taylor Sturgess	
1	2:05.382
2	2:01.543
3	2:02.536
4	2:02.441
5	2:03.259
No.68 Shaun Nickells	
1	2:11.704
2	2:10.052
3	2:13.772
4	2:14.103
5	2:15.050
No.76 Peter Molkenthin	
1	2:11.614
2	2:04.026
3	2:06.181
4	2:06.303
5	2:04.755



www.nemcrc.co.uk


Scooters 4, 4e, 10 & Production

Race 18 (Sunday) Starting Grid

Subject to scrutineering & sporting investigations

6	58 Stephen Hamilton Vespa / 135 2:19.068	34e Peter Dolan Lambretta / RB / 200 2:18.730	17 Justin Offland Lambretta / GP200 2:16.261
5	42 Ceri Hodgetts Vespa / 132 2:15.506	29 Rob Fielder Vespa / PX / 177 2:11.179	19 Mark Shirley Piaggio / Zip / 80 2:10.910
4	86 Jason Metivier Lambretta / GP / 210 2:06.610	68 Shaun Nickells JPS / Lambretta / 200 2:06.296	62 Taylor Sturgess BGM / Lambretta / 205 2:06.111
3	109 Paul Fitzgerald Lambretta / GP / 205 2:05.571	76 Peter Molkenthin Lambretta / 200 2:01.981	12 Jeremy Steel Lambretta / GP200 2:01.503
2	10 Drew Duncan Lambretta / 200 2:00.531	63 David Bristow Lambretta / GP / 210 1:58.650	5 Justin Price Lambretta / 200 1:58.313
1	41 Stuart Day Lambretta / 240 1:57.693	4 Graham Tatton Lambretta / GP200 1:56.587	46 David Delaney Vespa / 132 1:55.374

POLE POSITION



Start : 24/03 - 13:20 5 Laps = 17.095 Km



www.nemcrc.co.uk

Scooters 4, 4e, 10 & Production

Race 26 (Sunday) Results

Document 8 OFFICIAL

Rnk	No.	Class	Rnk	Rider	Machine	Laps	Time	Mph	Gap	Interv.	Best Lap	Mph	In Lap	2nd Best
-----	-----	-------	-----	-------	---------	------	------	-----	-----	---------	----------	-----	--------	----------

Grp 10														
1	36	Grp 10	1	Nakita McNally	Piaggio / 80	5	10:50.622	58.78			2:04.424	61.48	2	2:06.389
2	19	Grp 10	2	Mark Shirley	Piaggio / Zip / 80	5	11:36.395	54.92	45.773	45.773	2:09.499	59.07	2	2:09.967

Grp 10 - Best Lap : No.36 Nakita McNally - 2:04.424 / 92.5% of Race Winner's Speed : 54.37 Mph

Grp 4														
1	86	Grp 4	1	Jason Metvier	Lambretta / GP / 210	5	10:21.633	61.52			1:56.028	65.93	2	1:57.268
2	62	Grp 4	2	Taylor Sturgess	BGM / Lambretta / 205	5	11:31.124	55.34	1:09.491	1:09.491	2:08.930	59.33	2	2:11.168

Not Classified														
	63	Grp 4		David Bristow	Lambretta / GP / 210	2	3:56.996	64.55	Retired		1:55.715	66.10	2	1:58.977

Grp 4 - Best Lap : No.63 David Bristow - 1:55.715 / 92.5% of Race Winner's Speed : 56.91 Mph

Grp 4e														
1	41	Grp 4e	1	Stuart Day	Lambretta / 240	5	10:23.326	61.36			1:58.257	64.68	2	1:58.585
2	10	Grp 4e	2	Drew Duncan	Lambretta / 200	5	10:34.296	60.30	10.970	10.970	2:02.438	62.47	2	2:02.461

Grp 4e - Best Lap : No.41 Stuart Day - 1:58.257 / 92.5% of Race Winner's Speed : 56.75 Mph

Production														
1	46	Production	1	David Delaney	Vespa / 132	5	10:25.612	61.13			2:00.608	63.42	2	2:01.338
2	5	Production	2	Justin Price	Lambretta / 200	5	10:31.492	60.56	5.880	5.880	2:00.300	63.58	2	2:01.461
3	12	Production	3	Jeremy Steel	Lambretta / GP200	5	10:42.326	59.54	16.714	10.834	2:03.065	62.16	2	2:04.244
4	76	Production	4	Peter Molkenthin	Lambretta / 200	5	11:10.843	57.01	45.231	28.517	2:07.169	60.15	2	2:10.341
5	42	Production	5	Ceri Hodgetts	Vespa / 132	5	11:39.743	54.66	1:14.131	28.900	2:16.244	56.14	3	2:17.569
6	17	Production	6	Justin Offland	Lambretta / GP200	5	11:55.852	53.43	1:30.240	16.109	2:15.668	56.38	2	2:16.586

Not Classified														
	4	Production		Graham Tatton	Lambretta / GP200	2	4:11.105	60.92	Retired		2:02.562	62.41	2	2:07.918
	58	Production		Stephen Hamilton	Vespa / 135	0	4.759		Retired					

Production - Best Lap : No.5 Justin Price - 2:00.300 / 92.5% of Race Winner's Speed : 56.55 Mph

Leaders : No.86 Jason Metvier (1-5)

Start Time : 24/03 - 15:34:11 / Flag Time : 15:44:32 / End Time : 15:46:07

Best Lap : No.63 David Bristow 1:55.715 66.10 Mph


Weather : Rainy Air : 6°C Track : Dry

Event Record : No.46 David Delaney 1:54.515 66.80 Mph

Timekeeper *David Jones*

A. J. Lovatt

Clerk of the Course *P. ...*



Scooters 4, 4e, 10 & Production

Race 26 (Sunday) Lap Chart

For information purposes. No official / regulatory value

	1	2	3	4	5	6	7	8	9	10	11	12	13	14	15
Grid															
Start	46	4	41	5	63	10	12	76	62	86	19	42	58	17	36
Lap 1 <small>Interval</small>	86	63 0.5	41 2.3	46 2.2	5 0.1	10 1.4	4 1.0	12 3.1	76 1.7	36 0.0	62 1.0	19 1.3	42 5.8	17 3.6	
Lap 2	86	63 0.2	41 4.8	5 4.4	46 0.1	10 3.4	4 1.1	12 3.6	36 3.1	76 2.6	62 2.9	19 1.9	42 14.3	17 1.2	
Lap 3	86	41 5.9	5 7.3	46 0.0	10 4.5	12 6.6	36 5.3	76 9.9	19 1.1	62 1.3	42 19.3	17 1.6			
Lap 4	86	41 2.5	46 7.5	5 1.1	10 5.2	12 7.3	36 8.4	76 15.6	19 7.4	62 1.4	42 13.7	17 2.9			
Lap 5	86	41 1.6	46 2.2	5 5.8	10 2.8	12 8.0	36 8.2	76 20.2	62 20.2	19 5.2	42 3.3	17 16.1			



www.nemcrc.co.uk


Scooters 4, 4e, 10 & Production

Race 26 (Sunday) Analysis

For information purposes. No official / regulatory value

No.	Rider	Laps	Lap Time
No.4	Graham Tatton	1	2:07.918
		2	2:02.562
		3	2:01.461
No.5	Justin Price	1	2:03.985
		2	2:00.300
		3	2:08.328
		4	2:15.400
		5	2:12.911
No.10	Drew Duncan	1	2:05.104
		2	2:02.438
		3	2:09.013
		4	2:12.911
		5	2:09.042
No.12	Jeremy Steel	1	2:09.042
		2	2:03.065
		3	2:04.244
		4	2:09.751
		5	2:13.586
No.17	Justin Offland	1	2:20.458
		2	2:15.668
		3	2:16.586
		4	2:20.837
		5	2:37.360
No.19	Mark Shirley	1	2:11.742
		2	2:09.499
		3	2:09.967
		4	2:24.897
		5	2:36.112
No.36	Nakita McNally	1	2:08.512
		2	2:04.424
		3	2:06.389
		4	2:12.867
		5	2:13.465
No.41	Stuart Day	1	2:01.930
		2	1:58.257
		3	1:58.585
		4	2:06.986
		5	2:15.904
No.42	Ceri Hodgetts	1	2:17.569

No.	Rider	Laps	Lap Time
		2	2:18.001
		3	2:16.244
		4	2:19.537
		5	2:24.182
		6	2:24.182
No.46	David Delaney	1	2:05.289
		2	2:00.608
		3	2:01.338
		4	2:07.149
		5	2:10.675
No.62	Taylor Sturgess	1	2:11.168
		2	2:08.930
		3	2:13.218
		4	2:25.070
		5	2:29.361
No.63	David Bristow	1	1:58.977
		2	1:55.715
No.76	Peter Molkenthin	1	2:10.341
		2	2:07.169
		3	2:13.691
		4	2:18.552
		5	2:18.046
No.86	Jason Metivier	1	1:57.268
		2	1:56.028
		3	1:57.779
		4	2:10.384
		5	2:16.757




www.nemcrc.co.uk

Scooters 4, 4e, 10 & Production

Race 26 (Sunday) Starting Grid

Subject to scrutineering & sporting investigations

POLE POSITION



Start : 24/03 - 16:20 5 Laps = 17.095 Km